



COVID-19 outbreaks in Australian residential aged care facilities

National snapshot

As at 8:00am on 10 December 2021 there are 243 active cases of COVID-19 related to aged care across 36 residential aged care facilities.

Table 1: Aged Care COVID-19 data as at 0800 on 10 December 2021¹

Active outbreaks	36
Active resident cases	169
Active staff cases	74
Deaths this calendar year	202 ^{2 3}
Total number of residential aged care facilities that have had an outbreak	448
Total number of outbreaks at residential aged care facilities	560
Number of residential aged care facilities with resolved outbreaks	409 (521 outbreaks closed)
Number of residential aged care facilities with resolved outbreaks with only one case (resident or staff member) of COVID-19	267
Total resident cases	3,560
Recovered resident cases	3,229
Total staff cases	2,983
Recovered staff cases	2,903

¹ Includes transition care

² In New South Wales, COVID-19 death is defined as a death in a confirmed case unless there is a clear alternative cause of death that cannot be related to COVID-19. There should be no period of complete recovery from COVID-19 between illness and death.

³ The Victorian Department of Health and Human Services defines a COVID death as any death that occurs within 28 days of a positive COVID test result.

Analysis

Current situation in Australia

As at 12:00 hrs 10 December 2021 there has been a total of 223,912 cases of COVID-19 reported, including 14,807 active cases and 2,082 deaths in Australia.

As at 8:00 am 10 December 2021 there are 25 active outbreaks in Australia associated with more than 1 COVID-19 positive case:

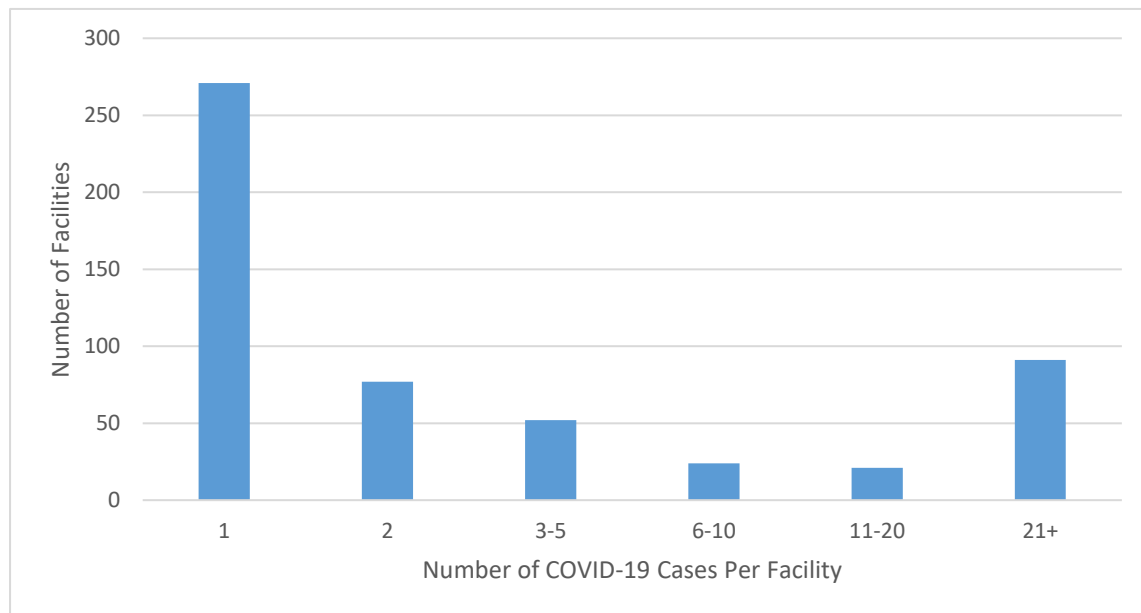
- 2 staff cases in Arcare Carnegie, VIC;
- 13 resident cases and 4 staff cases in Aurrum Brunswick, VIC;
- 38 resident cases (including 12 deaths) and 3 staff cases in Baptcare Westhaven Community, VIC;
- 37 resident cases (including 2 deaths) and 8 staff cases in BlueCross Elly Kay (second outbreak), VIC;
- 29 resident cases (including 3 deaths) and 6 staff cases in BlueCross The Gables, VIC;
- 11 resident cases and 4 staff cases in Bupa Eastwood, VIC;
- 2 resident cases and 1 staff case at Donwood (second outbreak), VIC;
- 9 resident cases (including 1 death) at Epping Gardens (second outbreak), VIC;
- 12 resident cases and 2 staff case at Estia Health Ardeer, VIC;
- 2 resident cases at Frankston Nursing Home (second outbreak), VIC;
- 25 resident cases (including 3 deaths) and 12 staff cases in Hope Aged Care Sunshine (second outbreak), VIC;
- 6 resident cases and 2 staff case at Japara The Highbury (second outbreak), VIC;
- 1 resident case and 2 staff cases at Kensington Grange, VIC;
- 1 resident case and 2 staff cases at Melville Grange Hostel (second outbreak), VIC;
- 13 staff cases and 2 staff cases in Mornington Bay Care Community, VIC;
- 2 staff cases in Newmans on the Park (second outbreak), VIC;
- 2 resident cases and 1 staff case at Rumbalara Multi-Aged Care Complex, VIC;
- 2 residents cases and 2 staff cases at St Elmos's Nursing Home, VIC;
- 2 staff cases in Uniting AgeWell Noble Park, VIC;
- 5 resident cases and 1 staff case in Waverly Valley Aged Care, VIC;
- 9 resident cases (including 1 death) in Blacktown Terrace Care Community (second outbreak), NSW;
- 26 resident case (including 1 death) and 5 staff case at Gillawarna Village (second outbreak), NSW;
- 2 staff cases in Pemulwuy Aged Care (second outbreak), NSW;
- 3 resident cases and 3 staff case in Uniting The Marion Leichhardt, NSW;
- 4 resident cases and 3 staff cases at St. Andrew's Village Hostel, ACT.

In NSW, all residential age care facilities are being monitored through the NSW Aged Care State Health Emergency Operations Centre. A Commonwealth Health Departmental officer is embedded with the NSW State Health Emergency Operations Centre, with additional supports activated as the need arises.

The Victorian Aged Care Response Centre is also fully operational, with Commonwealth and Victorian Government officials working closely together in a coordinated effort to respond to aged care outbreaks across the state.

In addition, joint arrangements remain in place between the Commonwealth and the ACT Government to support outbreaks in the ACT.

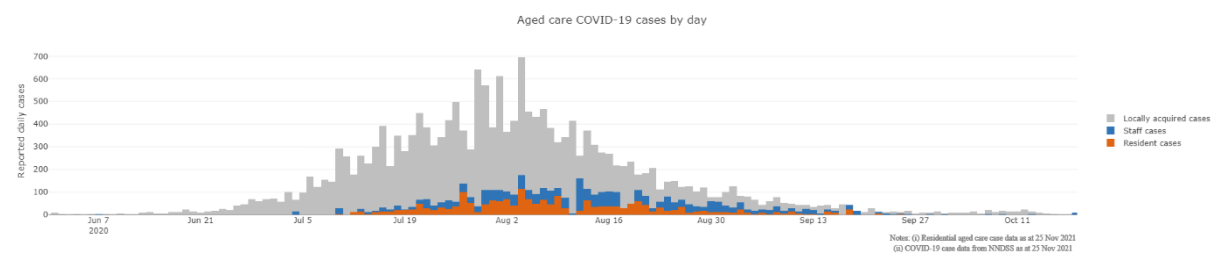
Figure 1: Distribution of Australian residential aged care facilities by total number of cases of COVID-19 (includes staff and resident cases)



Of the 562 outbreaks in residential aged care facilities, 276 (49 per cent) involved a single case of COVID-19. As at 10 December 2021, 83 per cent of all residential aged care facilities have had no cases of COVID-19.

Figure 2: Number of daily reported COVID-19 cases in Australian residential aged care Facilities overlaid with national locally acquired cases⁴.

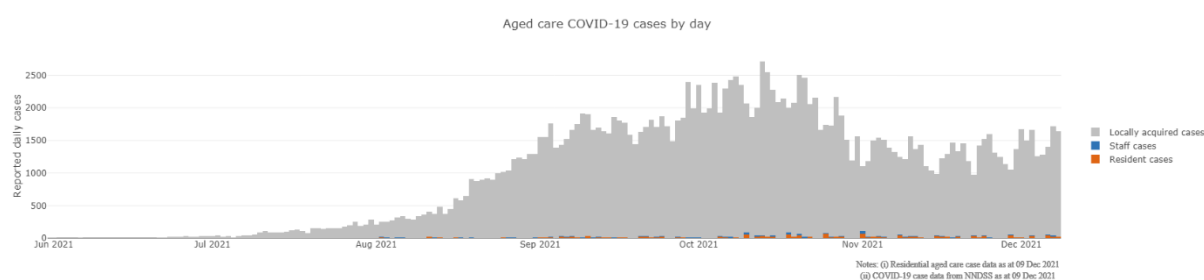
June to October 2020



⁴ National daily cases sourced from NNDSS data as at 9 December 2021 and are filtered to locally acquired cases. Case numbers reflect the date of reporting which may differ to diagnosis date. Residential aged care facility staff and resident data sourced from the Department of Health Aged Care COVID Liaison Team. Totals reflect the date of case report and may be affected by delayed reporting.

'RACF' refers to cases in residential aged care facilities (staff and residents)

June to November 2021



International comparisons

During the COVID-19 pandemic, no country has been able to avoid outbreaks or deaths in residential aged care when there has been widespread community transmission.

The Australian death rate is 0.48 per cent (4.8 in 1,000) against the total number of residential aged care beds across the country.

By comparison, Canada has experienced almost 18 times the number of deaths in care homes than Australia as at 6 December 2021.

- As at 6 December 2021, Canada had experienced 29,697 deaths. This includes 15,606 deaths at residential in care homes (or 50 per cent).
- 50 per cent of all aged care homes in Canada have had reported cases of COVID-19 in residents or staff (compared to 16 per cent in Australia).

Workforce in active residential aged care outbreaks

As at 10 December 2021, workforce surge staff have filled around 56,000 shifts in aged care services impacted by COVID-19, these shifts include roles for GPs, nurses, care workers, allied health workers, executive and ancillary staff. This includes:

Table 2: Workforce resources supplied to residential aged care facilities

Agency	Resources Supplied (as at 10 December 2021)
State and NACER (National Aged Care Emergency Response) Teams	Tasmanian Government: 7 clinical and 2 support staff. Western Australian Government: 19 clinical personnel and 4 support staff. South Australian Government: 18 clinical personnel and 4 support staff. 12 NACER teams (70 personnel) have been deployed. The deployment of State and NACER teams is now complete.
Recruitment, Consulting, and Staffing Association (RCSA)	Staff supplied to fill 35,950 shifts.
Healthcare Australia	Staff supplied filled 6,053 shifts for workforce surge and 2,295 shifts for NACER teams.
Mable	Supplied 130 staff to fill 2,711 shifts.

Agency	Resources Supplied (as at 10 December 2021)
Aspen Medical	Supplied 283 staff to fill 1,166 roles including clinical first responders.
Health X	Supplied 93 staff to fill 6,043 shifts.
Torrens Health	Supplied 2,648 shifts in surge workforce roles.
Residential Aged Care Visitation Assistant (RACVA)	RACVAs completed 1,248 shifts.

Provision of personal protective equipment (PPE)

A range of resources and online training on the use of PPE is available on the Department's website for aged care workers.

Since March 2020, the Commonwealth Government has been working with state and territory governments to ensure aged care facilities have sufficient PPE. PPE is dispatched both directly from the National Medical Stockpile (NMS) and by jurisdictions on the NMS' behalf, depending on the specific circumstances.

As at 6 December 2021, the NMS has provided aged care facilities with approximately:

- 23 million masks
- 7 million gowns
- 20 million gloves
- 6 million goggles and face shields
- 100,000 bottles of hand sanitiser

The NMS remains well positioned to respond rapidly to critical shortages of PPE and other medical supplies anywhere in Australia. This includes a series of bulk dispatches of personal protective equipment (PPE) intended to avert any potential critical supply shortages, as well as urgent deployments to organisations and individuals at risk of exposure to COVID-19.

Testing of aged care residents and staff

Rapid Antigen Testing in Aged Care Facilities

The Australian Government, through the Department of Health, is making available COVID-19 rapid antigen testing (RAT) kits to residential aged care facilities and short-term restorative care (aged care services) in high transmission-risk areas, to help prevent and contain outbreaks. The program consists of a pilot as well as a concurrent broader rollout across New South Wales (NSW), Victoria (Vic), Australian Capital Territory (ACT) and Northern Territory (NT), as required.

As of 8 December 2021, a total of **2,637,160 RAT kits** had been delivered or were scheduled for delivery from the National Medical Stockpile (NMS) to 402 aged care services in NSW, 267 aged care services in Vic and 2 aged care service in the ACT (671 facilities in total), so they can regularly screen workers and visitors (not residents), on a voluntary basis, and when applicable, help them contain an outbreak. Over 1.5 million RAT kits have been delivered in NSW, over 1 million in Vic and over 3,000 in the ACT. RAT kits may be used to screen residents in some circumstances, such as the initial response to outbreaks in aged care services, as required. More information about this program is available at the Department of Health Website - <https://www.health.gov.au/initiatives-and-programs/rapid-antigen-testing-for-aged-care>

Aged Care Services - Snapshot	NSW	VIC	ACT#	NT	Total
Number of aged care services operating in ACT, NSW Vic and NT^:	949	809	26	33	1,814
Number of aged care services that have participated in the program^ This represents 36% of all aged care services across NSW, Vic & ACT.	402	267	2	0	671
Number of tests delivered from the NMS*	1,558,540	1,075,570	3,050	0	2,637,160

Part of the initial response to outbreaks experienced by ACT residential aged care facilities

* To date, no applications have been received from the NT.

^ Includes residential aged care (including MPS and NATSIFAC) and short-term restorative care

** Tests to be made available from the National Medical Stockpile (NMS) to residential aged care services located within selected SA3s in NSW and VIC, ACT, or NT or facilities experiencing an outbreak.

State	Eligible high transmission-risk areas†
ACT	Weston Creek
NSW	Bankstown, Bayside, Bringelly-Green Valley, Canterbury, Fairfield, Moree – Narrabri, Orange, Snowy Mountains, Taree – Gloucester
NT	Katherine
Vic	Baw, Brunswick – Coburg, Cardinia, Casey – South, Dandenong, Gippsland – East, Grampians, Hobsons Bay, Kingston, Manningham – East, Manningham – West, Moreland – North, Mornington Peninsula, Melton - Bacchus Marsh, Port Phillip, Shepparton, Surf Coast – Bellarine Peninsula, Tullamarine – Broadmeadows, Wyndham, Whittlesea – Wallan, Keilor, Brimbank and Darebin – South

† Statistical Area Level 3 (SA3)

In relation to the concurrent RAT pilot program, the Department has recently undertaken a 2-Phased RAT pilot in residential aged care settings. Phase 1 of the pilot commenced on 16 August 2021 and included ten facilities located in COVID-19 affected areas in Greater Sydney. An evaluation report on Phase 1 of the pilot was delivered to the Department on 29 October 2021.

Furthermore, Phase 2 of the pilot, which involved a further 70 facilities from NSW and Vic, was also recently completed with the cut off for final data entries being 26 November 2021. Note that, of the 80 facilities that initially joined the pilot, a total of 11 aged care facilities subsequently withdrew from the pilot. The final evaluation report is due to the Department on 10 December 2021.

Sonic Weekly Testing

As at 10 December 2021, under contract with the Commonwealth, Sonic Healthcare has conducted 1,066,523 COVID 19 tests at 2,749 unique residential aged care facilities (RACFs) nationally. Of the 1,066,523 tests conducted, 4,884 have been positive.

Vaccination in Residential Aged Care Facilities

As at 10 December 2021, a total of 331,044 doses have been administered to residents in residential aged care facilities.

The Australian Government's COVID-19 booster vaccination program for residential aged care facilities has commenced. Consistent with the initial vaccine roll-out to residential aged care, the booster program will start with in-reach clinics, delivered primarily by vaccine administration providers under contract arrangements to the Commonwealth.

Boosters can also be delivered by residential aged care facility self-management and GP and pharmacy in-reach clinics.

VAS providers have started scheduling booster clinics at residential aged care facilities due for a booster vaccination during November and December.

Infection control and audits

The Aged Care Quality and Safety Commission (Commission) conducted an infection control monitoring (ICM) program in all Australian jurisdictions, working in partnership with local health authorities. This program was in addition to the Commission's usual assessment and auditing program, and included spot checks to residential aged care services, without an outbreak, to check compliance with PPE and infection control arrangements.

The purpose of the visit was to observe infection control practices, to ensure that staff, management and visitors were adhering to safe personal protective equipment protocols and to safe infection control arrangements as required under the quality standards.

As at 9 December 2021, the Commission had undertaken 2,913 spot checks to observe infection control practices and PPE protocols in residential aged care facilities. The Commission is transitioning to a COVID-normal regulatory response and has ICM Spot Check Visit program. ICM spot check visits will no longer be undertaken as separate activities and will instead progress within the Commission's usual regulatory operations.

All residential aged care facilities are required to engage an onsite clinical lead to provide leadership and increase capacity in relation to infection prevention and control. The Australian Government is providing a second payment of the COVID-19 supplement to assist facilities in meeting the additional costs of preparing for and responding to COVID-19.

In addition, under the Commonwealth-State Plan to boost aged care preparedness, states and territories are complementing the activity being undertaken by the Commission through additional site visits by state health services at the local level, which includes work relating to infection prevention and control (see Table 3 below). These visits are strengthening state health service relationships with local aged care services as part of the standing up of joint health aged care emergency response centres in each jurisdiction.

The Australian Government is working collaboratively with the states and territories to further bolster infection prevention and control through high quality face-to-face training in the aged care sector. In particular, the Government has committed \$57.8 million to fund states and territories to deliver additional targeted infection prevention and control (IPC) training to enhance RACF staff IPC skills; and undertake prevention, preparedness and response activities to address a COVID-19 outbreak in RACFs, including supporting RACFs to uplift IPC capacity by providing IPC training.

Table 3: Total Quality Assessment and Monitoring Activities with residential services (including IPC), by type and month 1 October 2020 – to 9 December 2021

Regulatory Activities	Dec 20	Jan-21	Feb-21	Mar-21	Apr-21	May-21	Jun-21	Jul-21	Aug-21	Sep-21	Oct-21	Nov-21	Dec-21	Total ⁵
Site visits	360	291	258	293	149	128	118	87	94	101	74	76	52	4,254
Non-site activities	1,123	356	364	252	143	82	598	530	908	864	282	160	41	14,874
Total	1,483	647	622	545	292	210	716	617	1,002	965	356	236	93	19,124

⁵ Please note totals are based on data from March 2020 to October 2021, however above is data from October 2020 to November 2021 for readability.

Appendix 1: National residential aged care services with two or more positive COVID-19 cases⁶

No.	State	Residential Aged Care Facility	Total Cases	Resident total	Resident resolved	Staff total	Staff Resolved	Resident deaths ^{7 8}	Resolved / Active
1	ACT	Calvary Haydon Retirement Community	19	15	8	4	0	7	R
2	ACT	St Andrews Village Hostel	7	4	0	3	0	0	A
3	NSW	Advantage Care at Prestons Lodge (21659)	25	20	11	5	5	1	R
4	NSW	Alkira Gardens	2	1	0	1	0	0	R
5	NSW	Anglican Care Jesmond Grove, Jesmond (529)	9	7	0	2	0	0	R
6	NSW	Anglicare Newmarch House Aged Care Facility (7212)	2	0	0	2	0	0	R
7	NSW	Anglicare Newmarch House Aged Care Facility (7212)	71	37	18	34	34	19	R
8	NSW	Ashwood Residential Care Service	3	0	0	3	0	0	R
9	NSW	Bankstown Terrace Care Community (22846)	6	3	0	3	3	3	R

⁶ Data table provided now excludes outbreaks (both active and resolved) where a single case of COVID-19 has been recorded.

⁷ In Victoria, a death is reported when a person with COVID-19 dies during an active outbreak at an aged care facility, irrespective of the cause of death.

⁸ In New South Wales, COVID-19 death is defined as a death in a confirmed case unless there is a clear alternative cause of death that cannot be related to COVID-19. There should be no period of complete recovery from COVID-19 between illness and death.

No.	State	Residential Aged Care Facility	Total Cases	Resident total	Resident resolved	Staff total	Staff Resolved	Resident deaths ^{7 8}	Resolved / Active
10	NSW	Bankstown Terrace Care Community (Second outbreak) (22846)	3	0	0	3	0	0	R
11	NSW	Beechwood Aged Care	28	24	0	4	0	8	R
12	NSW	Bernard Chan Nursing Home	2	0	0	2	0	0	R
13	NSW	Blacktown Terrace (second outbreak)	9	9	0	0	0	1	A
14	NSW	Bupa Clemton Park (19334)	3	2	0	1	0	0	R
15	NSW	Casa Mia Aged Care Centre Second Outbreak (923)	2	1	0	1	0	0	R
16	NSW	Catholic Care Holy Spirit, Dubbo	17	12	0	5	0	2	R
17	NSW	Catholic Healthcare St Mary's Villa, Dubbo	21	16	0	5	0	4	R
18	NSW	Courtlands Aged Care Facility	3	1	0	2	0	0	R
19	NSW	Dorothy Henderson Lodge, BaptistCare (305)	22	17	11	5	5	6	R
20	NSW	Frank and Jess Kennett Home	3	0	0	3	0	0	R
21	NSW	Frederic House	26	18	0	8	0	1	R
22	NSW	Gallipoli Home (22921)	25	20	3	5	0	1	R
23	NSW	Gillawarna Village (second outbreak)	31	26	0	5	0	1	A

No.	State	Residential Aged Care Facility	Total Cases	Resident total	Resident resolved	Staff total	Staff Resolved	Resident deaths ^{7 8}	Resolved / Active
24	NSW	Greenwood Aged Care Normanhurst (886)	7	6	0	1	0	3	R
25	NSW	Guildford Nursing Home(935)	55	45	0	10	0	6	R
26	NSW	HammondCare Bond House, Harding	3	1	0	2	0	0	R
27	NSW	Hawkesbury Living Nursing Home (853)	53	40	10	13	1	7	R
28	NSW	IRT Berala on the Park	2	0	0	2	0	0	R
29	NSW	IRT Tarrawanna	32	26	16	6	0	5	R
30	NSW	Japara Corymbia (27611)	2	0	0	2	0	0	R
31	NSW	Jesmond Aged Care (683)	2	0	0	2	0	0	R
32	NSW	Mercy Place Albury	36	30	18	6	6	9	R
33	NSW	Meredith House Nursing Home (707)	6	2	0	4	0	1	R
34	NSW	Mildred Symons House (second outbreak) (1000)	17	14	12	3	0	0	R
35	NSW	Northcourt Nursing Home (9740)	28	25	0	3	0	2	R
36	NSW	Opal Canterbury Place Care Community	2	0	0	2	0	0	R
37	NSW	Pacific Lodge	2	0	0	2	0	0	R
38	NSW	Pathways Sailors Bay (6899)	2	1	0	1	0	0	R

No.	State	Residential Aged Care Facility	Total Cases	Resident total	Resident resolved	Staff total	Staff Resolved	Resident deaths ^{7 8}	Resolved / Active
39	NSW	Pathways Sailors Bay (second outbreak)	6	4	1	2	0	0	R
40	NSW	Pemulwuy Aged Care (second outbreak)	2	0	0	2	0	0	A
41	NSW	Presbyterian Aged Care	9	8	0	1	0	2	R
42	NSW	Regis Rose Bay	2	0	0	2	0	0	R
43	NSW	RFBI Hawkins Masonic Village, Edgeworth Acacia House (311)	20	14	0	6	0	2	R
44	NSW	Rosemore Aged Care (second outbreak) (945)	2	0	0	2	0	0	R
45	NSW	Southern Cross Care Daceyville	4	4	0	0	0	1	R
46	NSW	Southern Cross Care Lavington RACF (7970)	9	8	0	1	0	1	R
47	NSW	St Basils, Randwick (7978)	2	1	0	1	0	0	R
48	NSW	St George Aged Care Centre, Bexley (931)	15	8	5	7	0	3	R
49	NSW	St George Aged Care Centre, Bexley (second outbreak) (931)	3	1	0	2	0	0	R
50	NSW	St Marys Villa Residential Aged Care (546)	2	1	0	1	0	0	R
51	NSW	St Simeon Village	2	0	0	2	0	0	R

No.	State	Residential Aged Care Facility	Total Cases	Resident total	Resident resolved	Staff total	Staff Resolved	Resident deaths ^{7 8}	Resolved / Active
52	NSW	St Vincent's Auburn	2	1	0	1	0	0	R
53	NSW	Stanmore Place Care Community, Stanmore (898)	2	0	0	2	0	0	R
54	NSW	Storm Village, Anglican Care (246)	2	0	0	2	2	0	R
55	NSW	SummitCare Baulkham Hills (6961)	13	6	6	7	7	0	R
56	NSW	SummitCare Penrith	3	0	0	3	1	0	R
57	NSW	Summitcare Randwick (759)	2	0	0	2	0	0	R
58	NSW	The Greek Community Home for the Aged	10	7	3	3	3	2	R
59	NSW	Uniting Edinglassie (504)	10	9	0	1	0	2	R
60	NSW	Uniting Hawkesbury Richmond	2	0	0	2	0	0	R
61	NSW	Uniting Mullauna, Blacktown (397)	3	2	0	1	0	0	R
62	NSW	Uniting Springwood	5	2	0	3	0	2	R
63	NSW	Uniting The Marion Leichhardt	6	3	0	3	0	0	A
64	NSW	Woollahrah Montefiore Home	2	0	0	2	0	0	R
65	NSW	Wyoming Nursing Home (773)	36	27	0	9	0	5	R
66	NSW	Yallabee Village (160)	2	1	0	1	0	0	R

No.	State	Residential Aged Care Facility	Total Cases	Resident total	Resident resolved	Staff total	Staff Resolved	Resident deaths ^{7 8}	Resolved / Active
67	NSW	Yallambee Village (2nd Outbreak) (160)	15	14	0	1	0	0	R
68	SA	Anglicare Brompton (5486)	4	0	0	4	4	0	R
69	TAS	Melaleuca Home for the Aged (5092)	2	1	0	1	1	1	R
70	VIC	Arcare Burnside (5845)	5	0	0	5	5	0	R
71	VIC	Arcare Carnegie (5936)	2	0	0	2	0	0	A
72	VIC	Arcare Craigieburn (8041)	82	37	22	45	45	15	R
73	VIC	Arcare Essendon	2	2	0	0	0	0	R
74	VIC	Arcare Keysborough	37	25	24	12	12	1	R
75	VIC	Arcare Maidstone (5920)	7	0	0	7	7	0	R
76	VIC	Arcare Maidstone 2 (5920)	8	3	3	5	5	0	R
77	VIC	Arcare Sydenham (2324)	47	22	16	25	25	6	R
78	VIC	Ashleigh House Hostel (680)	2	0	0	2	0	0	R
79	VIC	Assisi Aged Care (2122)	3	0	0	3	3	0	R
80	VIC	Assisi Aged Care (2122) (second outbreak)	43	36	20	7	5	0	R
81	VIC	Aurum Brunswick	17	13	0	4	2	0	A

No.	State	Residential Aged Care Facility	Total Cases	Resident total	Resident resolved	Staff total	Staff Resolved	Resident deaths ^{7 8}	Resolved / Active
82	VIC	Aurrum Healesville (7100)	2	0	0	2	2	0	R
83	VIC	Aurrum Plenty (8029)	83	47	34	36	36	13	R
84	VIC	Aurrum Reservoir (5433)	3	0	0	3	3	0	R
85	VIC	Avonlea Grange Hostel (2299)	2	0	0	2	2	0	R
86	VIC	Baptcare Brookview Community (Second Outbreak)	10	5	0	5	0	1	R
87	VIC	Baptcare Wattle Grove Community	4	0	0	4	0	0	R
88	VIC	Baptcare Westhaven Community	41	38	24	3	3	12	A
89	VIC	Baptcare Brookview Community Westmeadows (7467)	21	10	9	11	11	1	R
90	VIC	Baptcare Strathalan (5378)	2	0	0	2	2	0	R
91	VIC	Baptcare The Orchards - Doncaster (19354)	2	0	0	2	2	0	R
92	VIC	Baptcare Wyndham Lodge (2954)	232	101	71	131	131	30	R
93	VIC	Belvedere Aged Care	47	39	0	8	0	11	R
94	VIC	Benetas Colton Close	4	1	0	3	0	0	R
95	VIC	Benetas St Georges (2989)	70	32	20	38	38	12	R

No.	State	Residential Aged Care Facility	Total Cases	Resident total	Resident resolved	Staff total	Staff Resolved	Resident deaths ^{7 8}	Resolved / Active
96	VIC	Bentons Lodge	4	3	0	1	0	0	R
97	VIC	Bethel Aged Care	5	4	2	1	1	0	R
98	VIC	Bill Crawford Lodge (2961)	5	2	2	3	3	0	R
99	VIC	BlueCross Autumdale (1995)	54	24	11	30	30	13	R
100	VIC	Bluecross Baradine (5990)	2	0	0	2	2	0	R
101	VIC	BlueCross Chelsea Manor (5417)	5	0	0	5	5	0	R
102	VIC	BlueCross Elly Kay (second outbreak)	45	37	0	8	0	2	A
103	VIC	BlueCross Glengowrie	61	44	0	17	0	3	R
104	VIC	Bluecross Ivanhoe (1779)	5	0	0	5	5	0	R
105	VIC	Bluecross Riverlea (5175)	3	0	0	3	3	0	R
106	VIC	Bluecross Silverwood (5361)	2	0	0	2	2	0	R
107	VIC	BlueCross The Boulevard (5926)	69	36	22	33	33	14	R
108	VIC	Blue Cross The Gables	35	29	21	6	0	3	A
109	VIC	BlueCross Western Gardens	2	2	0	0	0	0	R
110	VIC	Boyne Russell Nursing Home (2983)	2	0	0	2	2	0	R

No.	State	Residential Aged Care Facility	Total Cases	Resident total	Resident resolved	Staff total	Staff Resolved	Resident deaths ^{7 8}	Resolved / Active
111	VIC	Bupa Eastwood	15	11	0	4	0	0	A
112	VIC	Bupa Edithvale (3004)	78	44	26	34	34	18	R
113	VIC	Bupa Greensborough (5702)	2	0	0	2	2	0	R
114	VIC	Bupa Sunshine (2834)	2	0	0	2	2	0	R
115	VIC	Bupa Templestowe (19281)	11	3	1	8	8	2	R
116	VIC	Bupa Traralgon (8025)	19	7	5	12	12	2	R
117	VIC	BUPA Woodend (2728)	4	1	1	3	3	0	R
118	VIC	Campbell Place (Second Outbreak)	13	7	0	6	5	0	R
119	VIC	Campbell Place Aged Care Facility (1794)	4	2	0	2	0	0	R
120	VIC	Campbell Place Aged Care Facility (1794)	2	0	0	2	2	0	R
121	VIC	Carrum Downs Private Nursing Home	7	5	0	2	0	0	R
122	VIC	Centennial Lodge	46	36	32	10	6	4	R
123	VIC	Chomley House Hostel (1990)	2	0	0	2	2	0	R
124	VIC	Churches of Christ Care Arcadia Aged Care Service Essendon (5927)	22	10	6	12	12	4	R
125	VIC	Coppin Centre Melbourne (2134)	38	25	0	13	2	1	R

No.	State	Residential Aged Care Facility	Total Cases	Resident total	Resident resolved	Staff total	Staff Resolved	Resident deaths ^{7 8}	Resolved / Active
126	VIC	Corpus Christi Aged Care Residence (6003) - Villa Maria Catholic Homes	3	0	0	3	3	0	R
127	VIC	Craigcare Berwick (2770) second outbreak	2	0	0	2	0	0	R
128	VIC	Craigcare Pascoe Vale (2722)	94	47	31	47	47	16	R
129	VIC	Cumberland Manor (2818)	107	53	42	54	54	11	R
130	VIC	Donwood Nursing Home	4	3	0	1	0	0	R
131	VIC	Donwood Nursing Home (second outbreak)	4	2	0	1	0	0	A
132	VIC	Doutta Galla Avondale Heights Aged Care Facility	2	0	0	2	0	0	R
133	VIC	Doutta Galla Footscray (third outbreak)	3	2	0	1	0	0	R
134	VIC	Doutta Galla Lynch's Bridge	11	8	0	3	0	3	R
135	VIC	Doutta Galla Footscray 2. (6909)	56	30	21	26	26	9	R
136	VIC	Doutta Galla Lynch's Bridge (2124)	2	0	0	2	2	0	R
137	VIC	Doutta Galla Wornack (2140)	42	20	12	22	22	8	R
138	VIC	Doutta Galla Yarraville (2144)	86	42	25	44	44	17	R
139	VIC	Edenvale Manor Aged Care Facility (2333)	20	14	10	6	6	4	R

No.	State	Residential Aged Care Facility	Total Cases	Resident total	Resident resolved	Staff total	Staff Resolved	Resident deaths ^{7 8}	Resolved / Active
140	VIC	Elly Kay ACF Mordialloc (2154) - BlueCross	2	1	0	1	1	1	R
141	VIC	Embracia in Reservoir (third outbreak)	25	16	0	9	0	5	R
142	VIC	Embracia Moonee Valley (8030)	61	26	17	35	35	9	R
143	VIC	Embracia Moonee Valley (Second Outbreak)	2	0	0	2	0	0	R
144	VIC	Emmavale Gardens - Menarock Life Lower Templestowe (2297)	4	1	1	3	3	0	R
145	VIC	Epping Gardens (22843) first outbreak	190	103	65	87	87	38	R
146	VIC	Epping Gardens (22843) second outbreak	9	9	8	0	0	1	A
147	VIC	Essendon Aged Care (2825) - Menarock Life	47	20	13	27	27	7	R
148	VIC	Estia Altona Meadows (Second Outbreak)	2	1	0	1	0	0	R
149	VIC	Estia Health Ardeer (2835)	133	49	32	84	84	17	R
150	VIC	Estia Health Ardeer (second outbreak)	14	12	0	2	0	0	A
151	VIC	Estia Health Glen Waverley (8076)	6	2	2	4	4	0	R
152	VIC	Estia Health Heidelberg West (2314)	97	29	19	68	67	10	R
153	VIC	Estia Health Keilor (2844)	4	2	2	2	2	0	R
154	VIC	Estia Health Keilor 2. (2844)	42	24	18	18	18	6	R

No.	State	Residential Aged Care Facility	Total Cases	Resident total	Resident resolved	Staff total	Staff Resolved	Resident deaths ^{7 8}	Resolved / Active
155	VIC	Estia Health Keysborough (2328)	21	8	5	13	13	3	R
156	VIC	Estia Health Plenty Valley	2	1	0	1	0	0	R
157	VIC	Estia Health South Morang	79	56	49	23	15	8	R
158	VIC	Eva Tilley Memorial Hostel	8	4	0	4	0	0	R
159	VIC	Ferndale Gardens Aged Care Services	35	19	0	16	0	1	R
160	VIC	Florence Aged Care (6839)	46	28	20	18	18	8	R
161	VIC	Forest Lodge Residential Aged Care	16	14	0	2	0	0	R
162	VIC	Frankston Nursing Home (second outbreak)	2	2	0	0	0	0	A
163	VIC	Froniditha Clayton Aged Care Facility	2	0	0	2	0	0	R
164	VIC	Froniditha Thalpori Aged Care Services - St Albans (5474)	44	26	0	18	2	3	R
165	VIC	Glanville Village	5	4	0	1	0	2	R
166	VIC	Glendale Aged Care (1889)	93	45	29	48	48	16	R
167	VIC	Glendale Aged Care (Second Outbreak)	3	0	0	3	0	0	R
168	VIC	Glenlyn Aged Care Facility (2725)	63	40	36	23	23	4	R
169	VIC	Grace of Mary Greek Cypriot Elderly Hostel (2276)	55	22	11	33	33	11	R

No.	State	Residential Aged Care Facility	Total Cases	Resident total	Resident resolved	Staff total	Staff Resolved	Resident deaths ^{7 8}	Resolved / Active
170	VIC	Grand Cedar	2	0	0	2	0	0	R
171	VIC	Gregory Lodge (3028) - Royal Freemasons	66	39	24	27	27	15	R
172	VIC	Hammond Care Caulfield Village Aged Care Facility (2334)	2	2	2	0	0	0	R
173	VIC	Holloway Aged Care Services (2116)	3	1	0	2	2	1	R
174	VIC	Holloway Aged Care Services (Second Outbreak)	2	1	0	1	0	0	R
175	VIC	Homewood Residential Aged Care	8	7	0	1	0	0	R
176	VIC	Hope Aged Care Sunshine (second outbreak)	37	25	1	12	0	3	A
177	VIC	James Barker House (2263)	3	1	1	2	2	0	R
178	VIC	Japara Central Park (2769)	40	18	15	22	22	3	R
179	VIC	Japara Central Park (Second Outbreak)	5	4	0	1	0	0	R
180	VIC	Japara Elanora (5312)	63	31	19	32	32	12	R
181	VIC	Japara Goonawarra (3026)	103	53	33	50	50	20	R
182	VIC	Japara Kingston Gardens (1992)	3	1	0	2	0	0	R
183	VIC	Japara Millward (2323)	36	19	15	17	17	4	R
184	VIC	Japara The Highbury (second outbreak)	8	6	0	2	0	0	A

No.	State	Residential Aged Care Facility	Total Cases	Resident total	Resident resolved	Staff total	Staff Resolved	Resident deaths ^{7 8}	Resolved / Active
185	VIC	Japara The Regent (27311)	42	21	18	21	21	3	R
186	VIC	Japara Trugo Place	2	0	0	2	0	0	R
187	VIC	Japara Viewhills Manor	4	3	0	1	0	0	R
188	VIC	Kalyana Care (1921)	101	57	31	44	44	26	R
189	VIC	Kensington Grange	3	1	0	2	0	0	A
190	VIC	Kerala Manor	11	9	1	2	0	0	R
191	VIC	Kirkbrae Presbyterian Homes (2894)	115	61	40	54	54	21	R
192	VIC	Langford Grange	36	31	0	5	0	7	R
193	VIC	Lifeview Emerald Glades (5386)	23	18	3	5	0	0	R
194	VIC	Liscombe House (2015)	2	0	0	2	2	0	R
195	VIC	Little Sisters of the Poor, Northcote (2169)	3	1	0	2	1	1	R
196	VIC	Lynden Aged Care (1861)	3	1	1	2	2	0	R
197	VIC	Maculata Place Shepparton Villages (2107)	3	1	1	2	2	0	R
198	VIC	Martin Luther Homes (1951)	2	0	0	2	2	0	R
199	VIC	McGregor Gardens Aged Care (2874) - Menarock Life	4	1	1	3	3	0	R

No.	State	Residential Aged Care Facility	Total Cases	Resident total	Resident resolved	Staff total	Staff Resolved	Resident deaths ^{7 8}	Resolved / Active
200	VIC	McGregor Gardens Aged Care (Third outbreak)	12	12	0	0	0	2	R
201	VIC	Mecwacare John Atchison Centre (26621)	84	45	27	39	39	18	R
202	VIC	Melville Grange Hostel (second outbreak)	3	1	0	2	0	0	A
203	VIC	Mercy Place Dandenong (1944)	21	13	10	8	8	3	R
204	VIC	Mercy Place East Melbourne (5928) second outbreak)	5	3	0	2	0	0	R
205	VIC	Mercy Place Montrose (2994)	2	0	0	2	2	0	R
206	VIC	Mercy Place Parkville (6493)	97	58	36	39	39	22	R
207	VIC	Mercy Place Templestowe (1978)	2	1	1	1	1	0	R
208	VIC	Mercy Place Wyndham (2862)	5	2	1	3	3	1	R
209	VIC	Mitchell House Hostel Morwell (1880)	2	1	1	1	1	0	R
210	VIC	Montefiore Homes Community Residence - Jewish Care Hannah and Daryl Cohen Centre Windsor Aged Care Facility (1783)	67	33	31	34	34	2	R
211	VIC	Mornington Bay Care Community	15	13	0	2	0	0	A
212	VIC	Newmans on the Park	2	0	0	2	0	0	A
213	VIC	Olivet Aged Persons Home (Second Outbreak)	40	29	0	11	0	3	R

No.	State	Residential Aged Care Facility	Total Cases	Resident total	Resident resolved	Staff total	Staff Resolved	Resident deaths ^{7 8}	Resolved / Active
214	VIC	Opal Hobsons Bay Altona North (2285)	37	22	13	15	15	9	R
215	VIC	Opal Meadow Heights Care Community	34	25	13	9	0	13	R
216	VIC	Opal South Valley (5199)	56	32	24	24	24	8	R
217	VIC	Ottoman Village Aged Care	30	22	0	8	0	2	R
218	VIC	Outlook Gardens Aged Care (1935)	99	41	28	58	58	13	R
219	VIC	Outlook Gardens Aged Care (second outbreak)	8	7	4	1	0	1	R
220	VIC	Parkdale Aged Care	3	2	0	1	0	0	R
221	VIC	P.S. Hobson Nursing Home (2976)	2	0	0	2	1	0	R
222	VIC	Point Cook Manor Aged Care (7466)	2	0	0	2	2	0	R
223	VIC	Princeton View (6033)	71	28	19	43	43	9	R
224	VIC	Rathdowne Place Aged Care, Carlton (7104)	9	1	1	8	8	0	R
225	VIC	Rathdowne Place Aged Care (second outbreak)	2	1	0	1	0	0	R
226	VIC	Regis Brighton (5542)	67	24	13	43	43	11	R
227	VIC	Regis Cranbourne (5316)	2	0	0	2	2	0	R
228	VIC	Regis Dandenong North	28	23	0	5	0	1	R

No.	State	Residential Aged Care Facility	Total Cases	Resident total	Resident resolved	Staff total	Staff Resolved	Resident deaths ^{7 8}	Resolved / Active
229	VIC	Regis Fawkner (3030)	5	4	3	1	1	1	R
230	VIC	Regis Fawkner (Second Outbreak)	26	19	17	7	7	2	R
231	VIC	Regis Macleod (2654)	2	0	0	2	2	0	R
232	VIC	Regis Macleod 2 (2654)	2	0	0	2	2	0	R
233	VIC	Riddell Gardens, Sunbury (5594)	2	2	0	0	0	2	R
234	VIC	Regis Dandenong North (second outbreak)	2	0	0	2	0	0	R
235	VIC	Rochester and District Hostel	15	10	0	5	0	0	R
236	VIC	Rosehill Aged Care (2682) - Menarock Life	82	51	34	31	31	17	R
237	VIC	Royal Freemasons - Monash Gardens (2009)	2	0	0	2	2	0	R
238	VIC	Ruckers Hill (5485) - BlueCross	108	48	36	60	60	12	R
239	VIC	Rumbalara Multi-Aged Care Complex	3	2	0	1	0	0	A
240	VIC	Sacred Heart Community	21	18	0	3	0	1	R
241	VIC	Sheriden Aged Care (2206) (Kyabram District Health Service)	5	2	0	3	3	0	R
242	VIC	St Basil's Home for the Aged in Victoria (1909)	191	94	49	97	97	45	R
243	VIC	St Elmo's Nursing Home	4	2	1	2	1	0	A

No.	State	Residential Aged Care Facility	Total Cases	Resident total	Resident resolved	Staff total	Staff Resolved	Resident deaths ^{7 8}	Resolved / Active
244	VIC	St Vincent Care Services Eltham (2167)	2	0	0	2	2	0	R
245	VIC	Sunlight Residential Aged Care (Second Outbreak)	3	1	0	2	0	0	R
246	VIC	Sutton Park Assisted Aged Care (5363)	77	46	39	31	31	7	R
247	VIC	Talbot Place (2268)	2	0	0	2	1	0	R
248	VIC	The Ashley	3	2	0	1	0	0	R
249	VIC	The Bays Aged Care Facility	21	17	12	4	4	4	R
250	VIC	The Belmont Residential Aged Care	6	5	0	1	0	0	R
251	VIC	Twin Parks Aged Care - Reservoir (2054)	125	79	57	46	46	22	R
252	VIC	Uniting Agewell Box Hill (1847)	2	0	0	2	2	0	R
253	VIC	Uniting AgeWell Kingsville (2110)	2	0	0	2	2	0	R
254	VIC	Uniting AgeWell Kingsville (2110) Second outbreak	8	6	0	2	0	2	R
255	VIC	Uniting AgeWell Noble Park	2	0	0	2	0	0	A
256	VIC	Uniting AgeWell Preston 2 (2748)	2	0	0	2	2	0	R
257	VIC	Uniting AgeWell Strathdon	19	13	0	6	0	1	R
258	VIC	Uniting AgeWell Preston	2	1	0	1	0	0	R

No.	State	Residential Aged Care Facility	Total Cases	Resident total	Resident resolved	Staff total	Staff Resolved	Resident deaths ^{7 8}	Resolved / Active
259	VIC	Victoria Grange RACF	9	6	5	3	0	0	R
260	VIC	Villa Maria Catholic Homes Berwick Aged Care Residence (2257)	8	5	5	3	3	0	R
261	VIC	Villa Maria Catholic Homes St Bernadette's Aged Care Residence	2	1	0	1	0	0	R
262	VIC	Villa Maria Catholic Homes St Bernadette's Aged Care Residence (2081)	2	4	1	13	13	3	R
263	VIC	Villa Maria Catholic Homes St Bernadette's Aged Care Residence (2081) second outbreak	26	21	18	5	0	5	R
264	VIC	Villa Maria Catholic Homes Wantirna Aged Care Residence (Third Outbreak)	31	26	5	5	2	1	R
265	VIC	Village Glen Aged Care Residences - Mornington (5911)	38	21	16	17	17	5	R
266	VIC	Village Glen Aged Care Residences – Mornington (second outbreak)	21	17	0	4	0	0	R
267	VIC	Water Gardens	46	37	37	9	2	3	R
268	VIC	Waverley Valley Aged Care	6	5	0	1	0	0	A
269	VIC	Weary Dunlop Retirement Village	2	1	0	1	0	0	R

No.	State	Residential Aged Care Facility	Total Cases	Resident total	Resident resolved	Staff total	Staff Resolved	Resident deaths ^{7 8}	Resolved / Active
270	VIC	Western Health - Hazeldean Transition Care (6137)	33	22	15	11	11	7	R
271	VIC	Westernport Nursing Home (2196)	2	0	0	2	2	0	R
272	VIC	Westernport Nursing Home (second Outbreak)	11	9	9	2	2	0	R
273	VIC	Westgarth (5940) - BlueCross	32	14	8	18	18	6	R
274	VIC	Wintringham Eunice Seddon Home	2	0	0	2	0	0	R
275	WA	Aegis Ascot, WA Department of Health (5957)	2	0	0	2	2	0	R