



CURRENT STATUS OF CONFIRMED CASES



73



ACT	NSW	NT	QLD	SA	TAS	VIC	WA
3	24	1	0	0	0	45	0

562



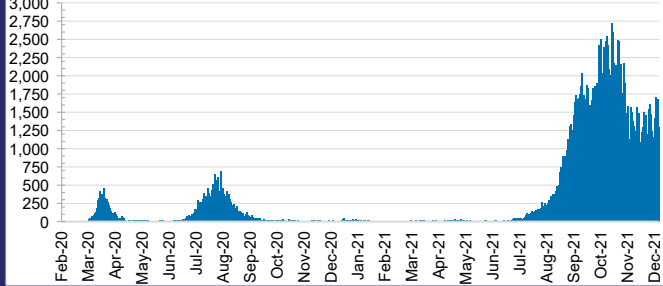
ACT	NSW	NT	QLD	SA	TAS	VIC	WA
6	152	64	29	1	0	310	0

48,910,290



0.4% POSITIVE			
ACT	NSW	NT	QLD
648,627	22,235,929	527,144	4,974,953
POSITIVE	POSITIVE	POSITIVE	POSITIVE
0.3%	0.4%	0.1%	0.0%
SA	TAS	VIC	WA
2,626,379	409,442	15,522,844	1,964,972
POSITIVE	POSITIVE	POSITIVE	POSITIVE
0.0%	0.1%	0.8%	0.1%

DAILY NUMBER OF REPORTED CASES

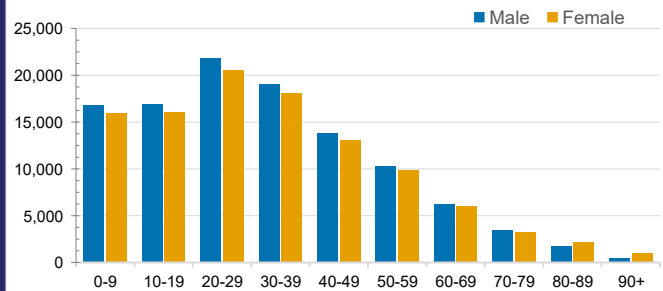


CASES IN AGED CARE SERVICES

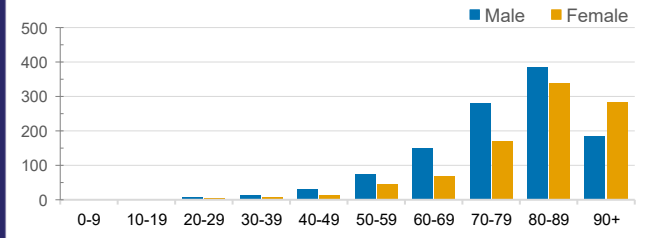
Confirmed Cases	Australia	ACT	NSW	NT	QLD	SA	TAS	VIC	WA
Residential Care Recipients	3496 [1816] (882)	19 [8] (7)	524 [122] (99)	0	1 (1)	0	1 (1)	2951 [1686] (774)	0
In Home Care Recipients	128 [76] (11)	0	34 [15] (3)	0	8 [8]	1 [1]	5 [3] (2)	79 [49] (5)	1 (1)

Cases in care recipients [recovered] (deaths)

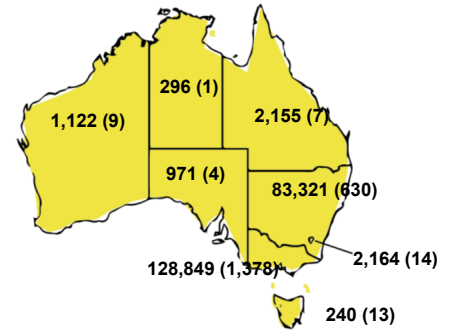
CASES BY AGE GROUP AND SEX



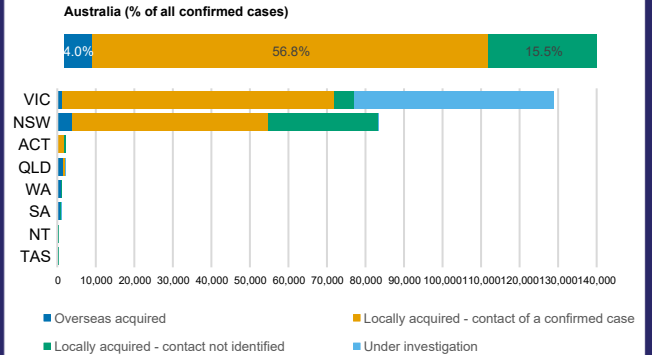
DEATHS BY AGE GROUP AND SEX



CASES (DEATHS) BY STATE AND TERRITORIES



CASES BY SOURCE OF INFECTION



PUBLIC HEALTH RESPONSE MEASURE

