



CURRENT STATUS OF CONFIRMED CASES



133

CURRENT CASES
INTENSIVE CARE UNITS (ICU)



ACT	NSW	NT	QLD	SA	TAS	VIC	WA
0	52	1	0	3	0	77	0

1,055

CURRENT CASES
ADMITTED TO HOSPITALS



ACT	NSW	NT	QLD	SA	TAS	VIC	WA
1	458	105	100	17	0	374	0

53,685,320

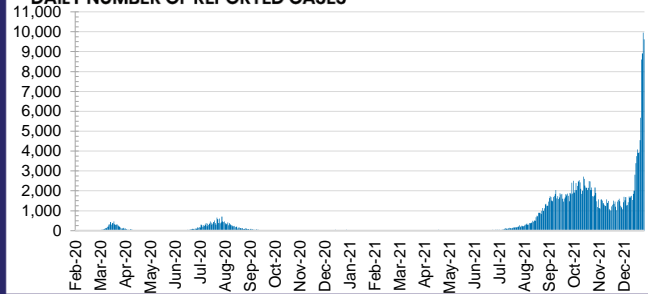
TOTAL TESTS
CONDUCTED



0.6% POSITIVE

ACT	NSW	NT	QLD
720,076	24,575,503	576,423	5,342,073
POSITIVE	POSITIVE	POSITIVE	POSITIVE
0.4%	0.5%	0.1%	0.1%
SA	TAS	VIC	WA
2,977,690	439,989	17,009,966	2,043,600
POSITIVE	POSITIVE	POSITIVE	POSITIVE
0.1%	0.1%	0.9%	0.1%

DAILY NUMBER OF REPORTED CASES

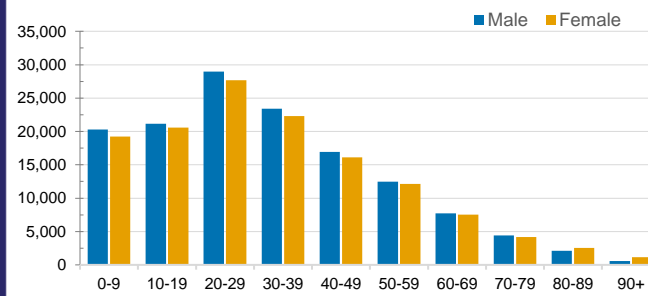


CASES IN AGED CARE SERVICES

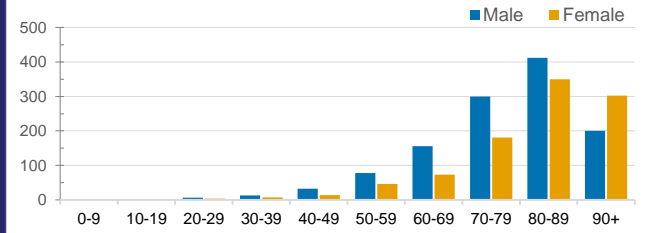
Confirmed Cases	Australia	ACT	NSW	NT	QLD	SA	TAS	VIC	WA
Residential Care Recipients	3784 [1948] (905)	19 [8] (7)	632 [122] (106)	0	1 (1)	0	1 (1)	3113 [1818] (790)	0
In Home Care Recipients	187 [76] (13)	0	44 [15] (3)	0	11 [8]	1 [1]	5 [3] (2)	125 [49] (7)	1 (1)

Cases in care recipients [recovered] (deaths)

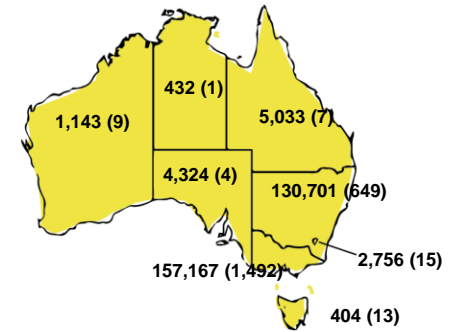
CASES BY AGE GROUP AND SEX



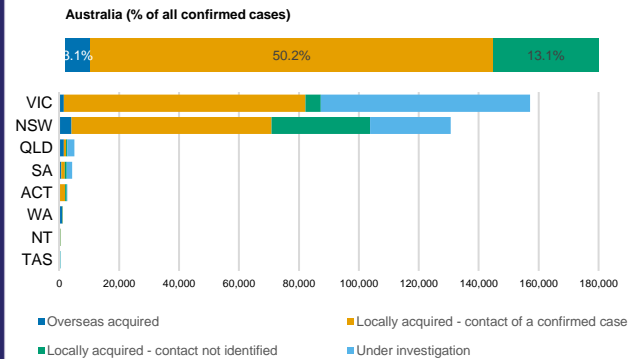
DEATHS BY AGE GROUP AND SEX



CASES (DEATHS) BY STATE AND TERRITORIES



CASES BY SOURCE OF INFECTION



PUBLIC HEALTH RESPONSE MEASURE

