



CURRENT STATUS OF CONFIRMED CASES

292,369

Total cases

2,188

Total deaths

60,007

Active cases

126

CURRENT CASES
INTENSIVE CARE UNITS (ICU)

ACT	NSW	NT	QLD	SA	TAS	VIC	WA
0	52	1	0	2	0	71	0

987

CURRENT CASES
ADMITTED TO HOSPITALS

ACT	NSW	NT	QLD	SA	TAS	VIC	WA
1	388	102	123	12	0	361	0

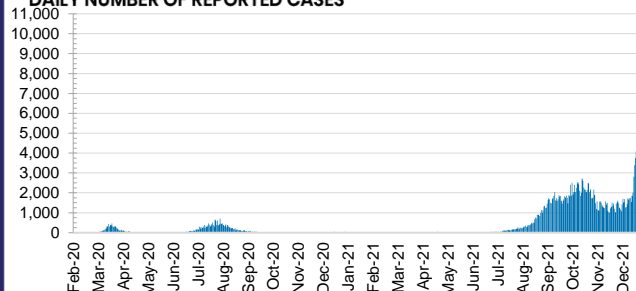
53,401,055

0.5% POSITIVE

TOTAL TESTS
CONDUCTED

ACT	NSW	NT	QLD
720,076	24,465,958	574,553	5,312,220
POSITIVE	POSITIVE	POSITIVE	POSITIVE
0.4%	0.5%	0.1%	0.1%
SA	TAS	VIC	WA
2,956,986	438,465	16,889,197	2,043,600
POSITIVE	POSITIVE	POSITIVE	POSITIVE
0.1%	0.1%	0.9%	0.1%

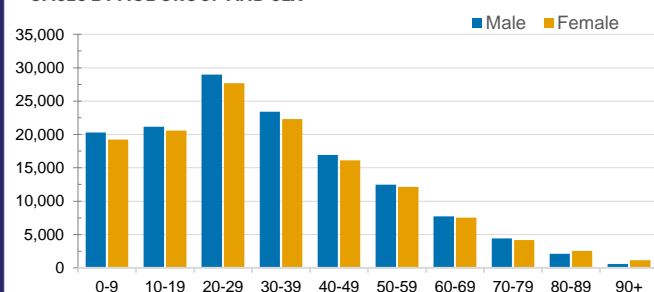
DAILY NUMBER OF REPORTED CASES



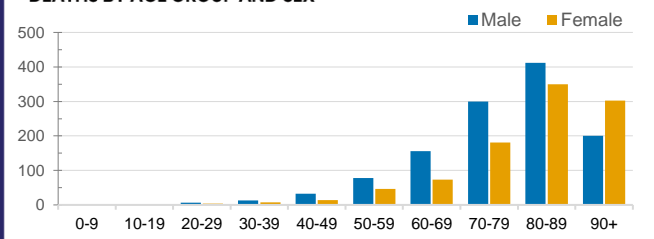
CASES IN AGED CARE SERVICES

Confirmed Cases	Australia	ACT	NSW	NT	QLD	SA	TAS	VIC	WA
Residential Care Recipients	3784 [1948] (905)	19 [8] (7)	632 [122] (106)	0	1 (1)	0	1 (1)	3113 [1818] (790)	0
In Home Care Recipients	187 [76] (13)	0	44 [15] (3)	0	11 [8]	1 [1]	5 [3] (2)	125 [49] (7)	1 (1)
Cases in care recipients [recovered] (deaths)									

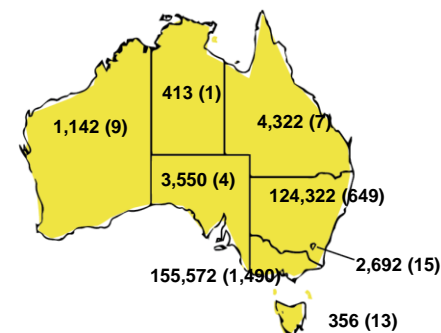
CASES BY AGE GROUP AND SEX



DEATHS BY AGE GROUP AND SEX

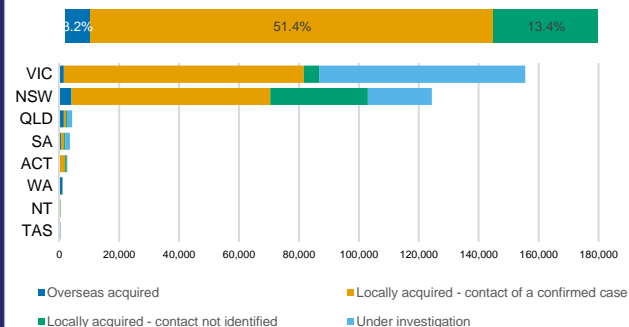


CASES (DEATHS) BY STATE AND TERRITORIES



CASES BY SOURCE OF INFECTION

Australia (% of all confirmed cases)



PUBLIC HEALTH RESPONSE MEASURE

Proportion of total cases under investigation

