



### CURRENT STATUS OF CONFIRMED CASES

273,542

Total cases

2,173

Total deaths

43,964

Active cases

121

CURRENT CASES  
INTENSIVE CARE UNITS (ICU)

ACT	NSW	NT	QLD	SA	TAS	VIC	WA
0	45	2	1	1	0	72	0

942

CURRENT CASES  
ADMITTED TO HOSPITALS

ACT	NSW	NT	QLD	SA	TAS	VIC	WA
3	347	92	94	8	0	398	0

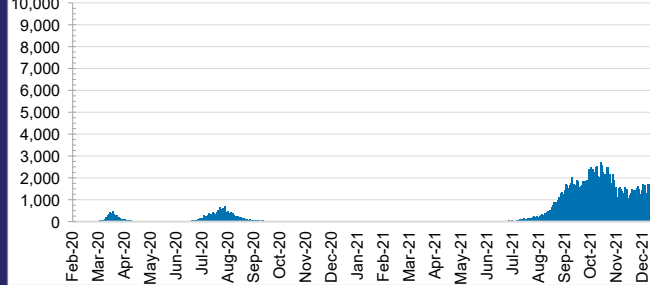
52,832,431

0.5% POSITIVE

TOTAL TESTS  
CONDUCTED

ACT	NSW	NT	QLD
708,560	24,152,553	572,226	5,247,580
POSITIVE	POSITIVE	POSITIVE	POSITIVE
0.3%	0.5%	0.1%	0.1%
SA	TAS	VIC	WA
2,911,964	432,367	16,772,426	2,034,755
POSITIVE	POSITIVE	POSITIVE	POSITIVE
0.1%	0.1%	0.9%	0.1%

### DAILY NUMBER OF REPORTED CASES

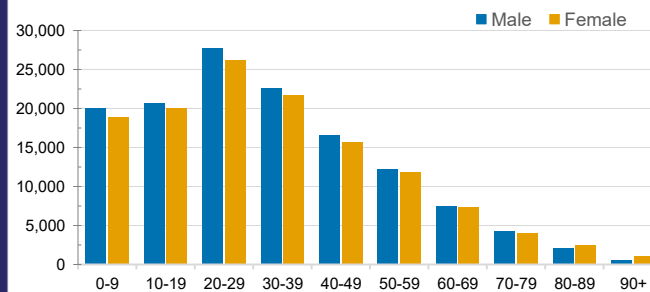


### CASES IN AGED CARE SERVICES

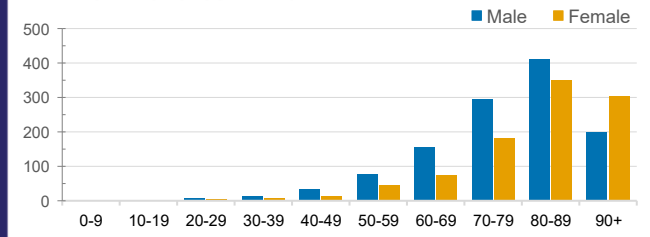
Confirmed Cases	Australia	ACT	NSW	NT	QLD	SA	TAS	VIC	WA
Residential Care Recipients	3764 [1943] (904)	19 [8] (7)	622 [122] (106)	0	1 (1)	0	1 (1)	3107 [1813] (789)	0
In Home Care Recipients	187 [76] (13)	0	44 [15] (3)	0	11 [8]	1 [1]	5 [3] (2)	125 [49] (7)	1 (1)

Cases in care recipients [recovered] (deaths)

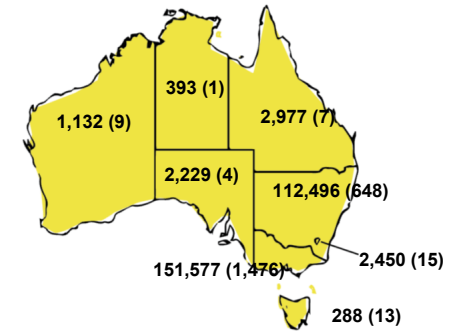
### CASES BY AGE GROUP AND SEX



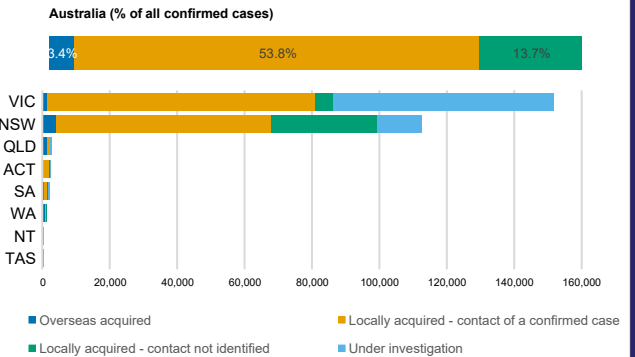
### DEATHS BY AGE GROUP AND SEX



### CASES (DEATHS) BY STATE AND TERRITORIES



### CASES BY SOURCE OF INFECTION



### PUBLIC HEALTH RESPONSE MEASURE

