



**CURRENT STATUS OF CONFIRMED CASES**



**109**



ACT	NSW	NT	QLD	SA	TAS	VIC	WA
0	28	0	0	0	0	81	0

**759**



ACT	NSW	NT	QLD	SA	TAS	VIC	WA
3	227	76	57	4	0	392	0

**51,658,255**

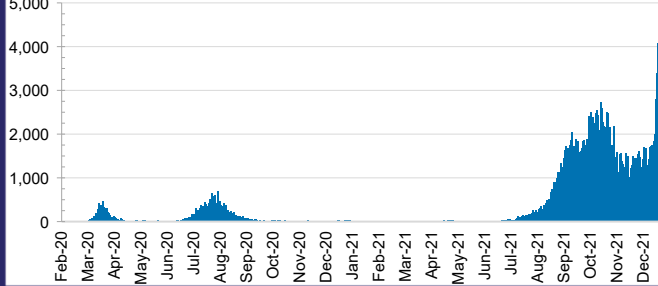


**0.5% POSITIVE**

**TOTAL TESTS  
CONDUCTED**

ACT	NSW	NT	QLD
686,399	23,559,299	559,550	5,136,084
POSITIVE	POSITIVE	POSITIVE	POSITIVE
0.3%	0.4%	0.1%	0.0%
SA	TAS	VIC	WA
2,826,634	420,489	16,456,673	2,013,127
POSITIVE	POSITIVE	POSITIVE	POSITIVE
0.0%	0.1%	0.9%	0.1%

**DAILY NUMBER OF REPORTED CASES**

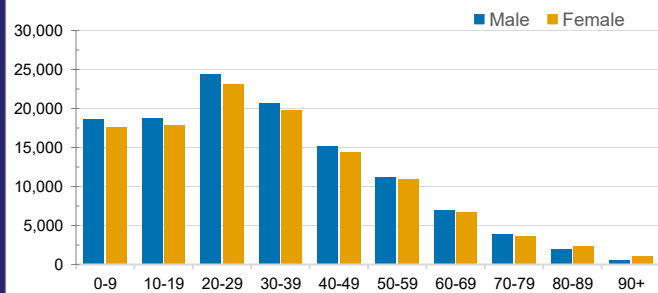


**CASES IN AGED CARE SERVICES**

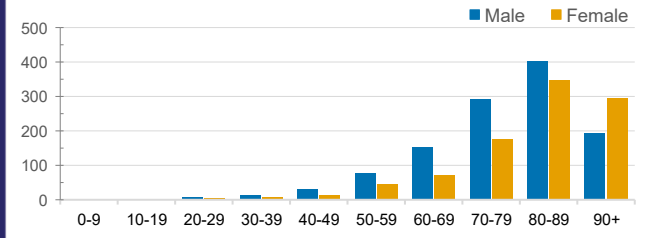
Confirmed Cases	Australia	ACT	NSW	NT	QLD	SA	TAS	VIC	WA
Residential Care Recipients	3628 [1916] (891)	19 [8] (7)	542 [122] (103)	0	1 (1)	0	1 (1)	3065 [1786] (779)	0
In Home Care Recipients	170 [76] (13)	0	39 [15] (3)	0	11 [8]	1 [1]	5 [3] (2)	113 [49] (7)	1 (1)

Cases in care recipients [recovered] (deaths)

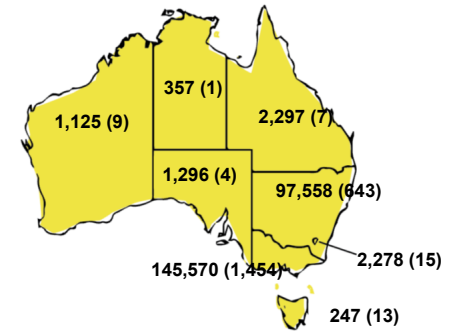
**CASES BY AGE GROUP AND SEX**



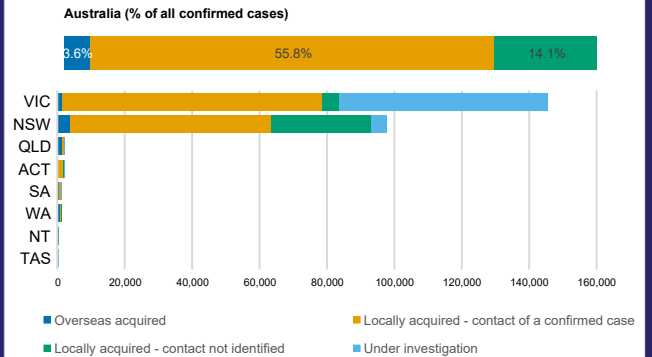
**DEATHS BY AGE GROUP AND SEX**



**CASES (DEATHS) BY STATE AND TERRITORIES**



**CASES BY SOURCE OF INFECTION**



**PUBLIC HEALTH RESPONSE MEASURE**

