



CURRENT STATUS OF CONFIRMED CASES



71

CURRENT CASES
INTENSIVE CARE UNITS (ICU)



ACT	NSW	NT	QLD	SA	TAS	VIC	WA
3	25	0	0	0	0	43	0

532

CURRENT CASES
ADMITTED TO HOSPITALS



ACT	NSW	NT	QLD	SA	TAS	VIC	WA
8	154	57	14	0	0	299	0

48,083,139

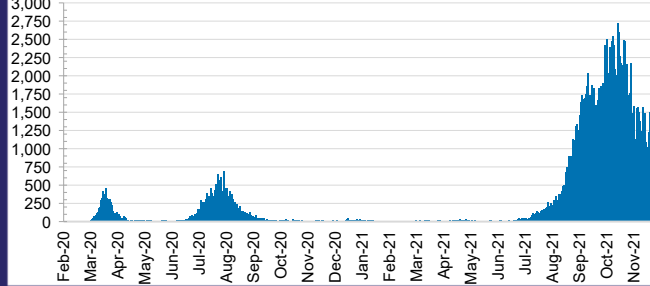
0.4% POSITIVE

TOTAL TESTS
CONDUCTED



ACT	NSW	NT	QLD
640,189	21,876,884	513,702	4,925,528
POSITIVE	POSITIVE	POSITIVE	POSITIVE
0.3%	0.4%	0.1%	0.0%
SA	TAS	VIC	WA
2,569,923	406,102	15,199,956	1,950,855
POSITIVE	POSITIVE	POSITIVE	POSITIVE
0.0%	0.1%	0.8%	0.1%

DAILY NUMBER OF REPORTED CASES

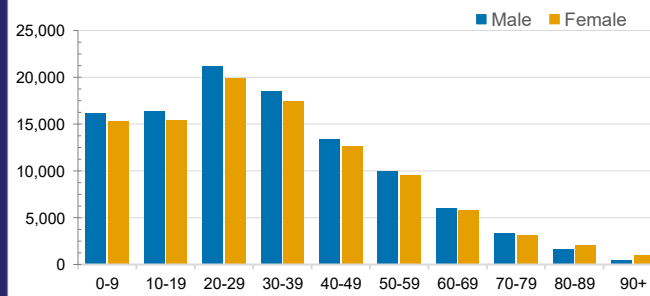


CASES IN AGED CARE SERVICES

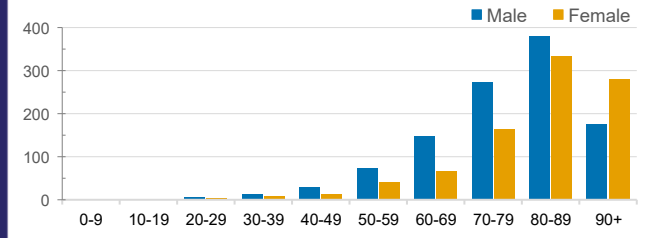
Confirmed Cases	Australia	ACT	NSW	NT	QLD	SA	TAS	VIC	WA
Residential Care Recipients	3415 [1783] (874)	19 [8] (7)	497 [122] (99)	0	1 (1)	0	1 (1)	2897 [1653] (766)	0
In Home Care Recipients	124 [76] (11)	0	34 [15] (3)	0	8 [8]	1 [1]	5 [3] (2)	75 [49] (5)	1 (1)

Cases in care recipients [recovered] (deaths)

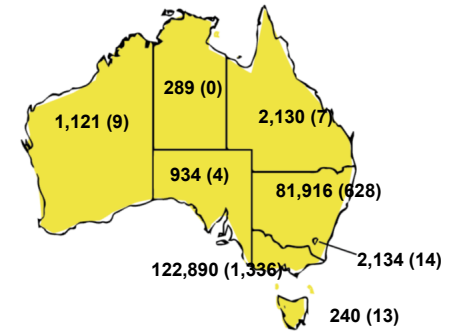
CASES BY AGE GROUP AND SEX



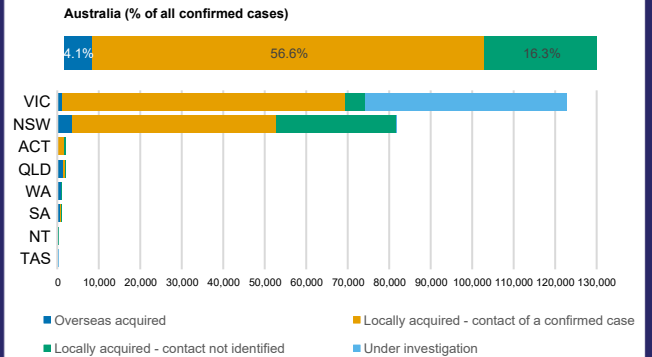
DEATHS BY AGE GROUP AND SEX



CASES (DEATHS) BY STATE AND TERRITORIES



CASES BY SOURCE OF INFECTION



PUBLIC HEALTH RESPONSE MEASURE

