



COVID-19 outbreaks in Australian residential aged care facilities

National snapshot

As at 8:00am on 5 November 2021 there are 460 active cases of COVID-19 related to aged care across 53 residential aged care facilities.

Table 1: Aged Care COVID-19 data as at 0800 on 29 October 2021¹

Active outbreaks	45
Active resident cases	323
Active staff cases	137
Deaths this calendar year	134 ^{2 3}
Total number of residential aged care facilities that have had an outbreak	417
Total number of outbreaks at residential aged care facilities	487
Number of residential aged care facilities with resolved outbreaks	367 (440 outbreaks closed)
Number of residential aged care facilities with resolved outbreaks with only one case (resident or staff member) of COVID-19	255
Total resident cases	3,060
Recovered resident cases	2,241
Total staff cases	2,787
Recovered staff cases	2,634

¹ Includes transition care

² In New South Wales, COVID-19 death is defined as a death in a confirmed case unless there is a clear alternative cause of death that cannot be related to COVID-19. There should be no period of complete recovery from COVID-19 between illness and death.

³ The Victorian Department of Health and Human Services defines a COVID death as any death that occurs within 28 days of a positive COVID test result.

Analysis

Current situation in Australia

As at 12:00 hrs 4 November 2021 there has been a total of 175,813 cases of COVID-19 reported, including 20,975⁴ cases and 1,781 deaths in Australia.

As at 8:00 am 5 November 2021 there are 33 active outbreaks in Australia associated with more than 1 COVID-19 positive case:

- 2 staff cases in Bernard Chan Nursing Home, NSW
- 26 resident cases (including 5 resident deaths) and 6 staff cases in IRT Tarrawanna Care Centre, Illawarra, NSW;
- 30 resident cases (including 6 deaths) and 6 staff cases in Mercy Place Albury, NSW;
- 8 resident cases (including 1 death) and 1 staff case in Southern Cross Care Lavington RACF, NSW;
- 21 resident cases (including 1 death) and 12 staff cases in Arcare Keysborough, VIC;
- 2 staff cases in Ashleigh House Hostel, VIC;
- 28 resident case and 6 staff cases in Assisi Centre Aged Care, VIC;
- 2 staff cases in Baptcare Brookview Community, VIC;
- 38 resident cases (including 10 deaths) and 8 staff cases in Belvedere Aged Care, VIC;
- 7 resident cases and 6 staff cases in Campbell Place, VIC;
- 2 resident cases in Centennial Lodge, VIC;
- 2 staff cases in Craigcare Berwick, VIC;
- 2 resident cases and 2 staff cases in Doutta Galla Footscray, VIC;
- 8 resident cases and 3 staff cases (including 1 COVID related death) in Doutta Galla Lynch's Bridge, VIC;
- 55 resident cases (including 4 COVID related death) and 22 active staff cases of COVID-19 in Estia Health South Morang, VIC;
- 3 staff cases in Glendale Aged Care (second outbreak), VIC;
- 2 resident cases in Japara Central Park, VIC;
- 1 resident case and 2 staff cases in Japara Kingston Gardens, VIC;
- 31 residents cases (including 7 deaths) and 5 staff cases in Langford Grange, VIC;
- 19 resident cases and 5 staff cases in Lifeview Emerald Glades, VIC;
- 10 resident cases (including 2 deaths) in McGregor Gardens Aged Care, VIC;
- 3 resident cases and 2 staff cases of COVID-19 in Mercy Place East Melbourne, VIC;
- 27 resident cases (including 1 deaths) and 10 staff cases in Olivet Aged Persons Home, VIC;
- 22 active resident cases (including 2 death) and 8 staff cases in Ottoman Village Aged Care, NSW;
- 23 resident cases (including 1 death) and 4 active staff cases in Regis Dandenong, VIC;
- 18 resident cases (including 1 death) and 3 active staff cases of COVID-19 in Sacred Heart Community, VIC;

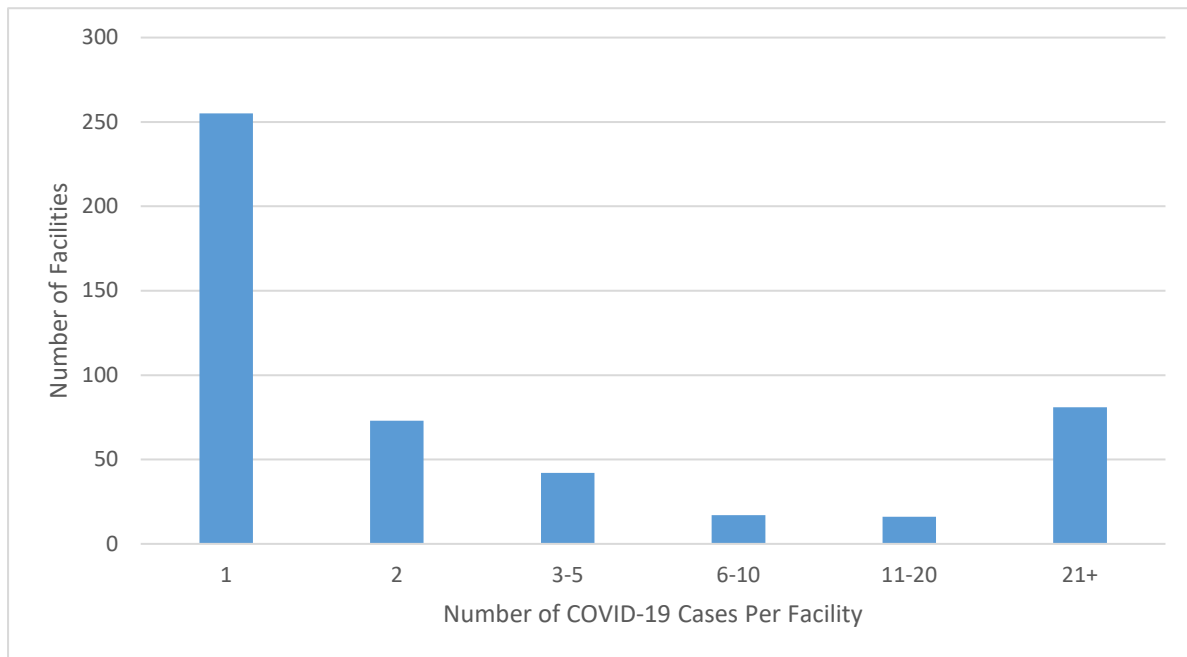
⁴ Classification of active cases varies by jurisdiction.

- 5 resident cases and 1 staff case in The Belmont Residential Aged Care, VIC;
- 1 resident and 1 staff case in Uniting AgeWell Preston, VIC;
- 13 resident cases (including 1 death) and 6 staff cases in Uniting AgeWell Strathdon, VIC;
- 6 resident and 2 staff cases of COVID-19 in Victoria Grange RACF, VIC;
- 15 resident cases and 2 staff cases in Villa Maria Catholic Homes Wantirna Aged Care Residence, VIC;
- 36 resident cases (including 1 death) and 6 active staff cases in Water Gardens, VIC;
- 2 staff cases in Wintringham Eunice Seddon Home.

In NSW, all residential age care facilities are being monitored through the NSW Aged Care State Health Emergency Operations Centre. A Commonwealth Health Departmental officer is embedded with the NSW State Health Emergency Operations Centre, with additional supports activated as the need arises.

The Victorian Aged Care Response Centre is also fully operational, with Commonwealth and Victorian Government officials working closely together in a coordinated effort to respond to aged care outbreaks across the state.

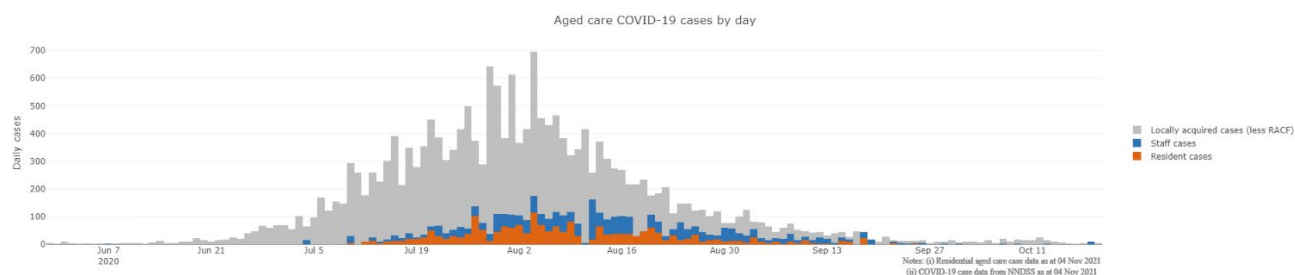
Figure 1: Distribution of Australian residential aged care facilities by total number of cases of COVID-19 (includes staff and resident cases)



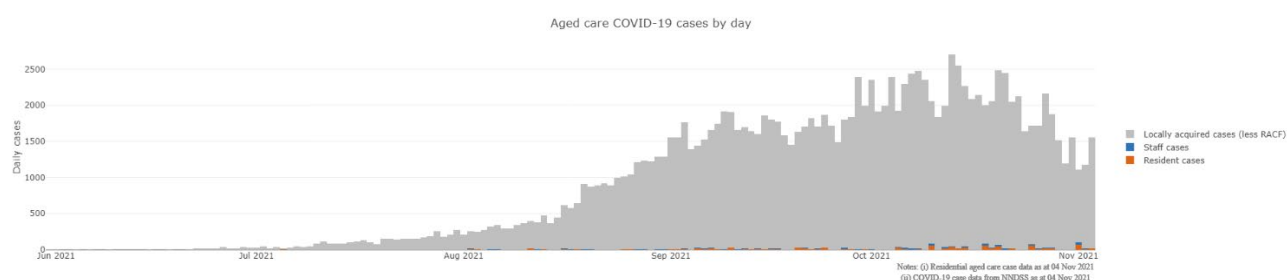
Of the 487 outbreaks in residential aged care facilities, 255 (52 per cent) involved a single case of COVID-19. As at 5 November 2021, 85 per cent of all residential aged care facilities have had no cases of COVID-19.

Figure 2: Number of daily reported COVID-19 cases in Australian residential aged care Facilities overlaid with national locally acquired cases⁵.

June to October 2020



June to November 2021



International comparisons

During the COVID-19 pandemic, no country has been able to avoid outbreaks or deaths in residential aged care when there has been widespread community transmission.

The Australian death rate is 0.46 per cent (4.6 in 1,000) against the total number of residential aged care beds across the country.

By comparison, Canada has experienced almost 20 times the number of deaths in care homes than Australia as at 3 November 2021.

- As at 3 November 2021, Canada had experienced 28,962 deaths. This includes 15,623 deaths at residential in care homes (or 54 per cent).
- 50 per cent of all aged care homes in Canada have had reported cases of COVID-19 in residents or staff (compared to 13 per cent in Australia).

Workforce in active residential aged care outbreaks

As at 4 November 2021, workforce surge staff have filled around 52,000 shifts in aged care services impacted by COVID-19 and deployed over 4,600 individual workers, including GPs, nurses, care workers, allied health workers, executive and ancillary staff. This includes:

⁵ National daily cases sourced from NNDSS data as at 7 October 2021 and are filtered to locally acquired cases. Case numbers reflect the date of reporting which may differ to diagnosis date. Residential aged care facility staff and resident data sourced from the Department of Health Aged Care COVID Liaison Team. Totals reflect the date of case report and may be affected by delayed reporting.

'RACF' refers to cases in residential aged care facilities (staff and residents)

Table 2: Workforce resources supplied to residential aged care facilities

Agency	Resources Supplied (as at 29 October 2021)
State and NACER (National Aged Care Emergency Response) Teams	Tasmanian Government: 7 clinical and 2 support staff. Western Australian Government: 19 clinical personnel and 4 support staff. South Australian Government: 18 clinical personnel and 4 support staff. 12 NACER teams (70 personnel) have been deployed. The deployment of State and NACER teams is now complete.
Recruitment, Consulting, and Staffing Association (RCSA)	Staff supplied to fill 32,259 shifts.
Healthcare Australia	Staff supplied filled 3,365 shifts for workforce surge and 2,295 shifts for NACER teams.
Mable	Supplied 130 staff to fill 2,711 shifts.
Aspen Medical	Supplied 283 staff to fill 1,084 roles including clinical first responders.
Health X	Supplied 80 staff to fill 5,392 shifts.
Torrens Health	Supplied 2,578 shifts in surge workforce roles.
Residential Aged Care Visitation Assistant (RACVA)	RACVAs completed 1,248 shifts.

Provision of personal protective equipment (PPE)

A range of resources and online training on the use of PPE is available on the Department's website for aged care workers.

Since March 2020, the Commonwealth Government has been working with state and territory governments to ensure aged care facilities have sufficient PPE. PPE is dispatched both directly from the National Medical Stockpile (NMS) and by jurisdictions on the NMS' behalf, depending on the specific circumstances.

As at 1 November 2021, the NMS has provided aged care facilities with approximately:

- 23 million masks
- 7 million gowns
- 19 million gloves
- 6 million goggles and face shields
- 100,000 bottles of hand sanitiser

The NMS remains well positioned to respond rapidly to critical shortages of PPE and other medical supplies anywhere in Australia. This includes a series of bulk dispatches of personal protective equipment (PPE) intended to avert any potential critical supply shortages, as well as urgent deployments to organisations and individuals at risk of exposure to COVID-19.

Testing of aged care residents and staff

Rapid Antigen Testing in Aged Care Facilities

The Australian Government, through the Department of Health, is making available COVID-19 rapid antigen testing (RAT) kits to residential aged care facilities in high transmission-risk areas, to help prevent and contain outbreaks. The program consists of a pilot and a concurrent broader rollout across New South Wales (NSW) and Victoria (Vic).

As of 5 November 2021, a total of **2,311,937 RAT tests** had been delivered or were scheduled for delivery from the National Medical Stockpile (NMS) to 397 aged care services in NSW and 218 aged care services in Vic (615 facilities in total), so they can regularly screen workers and visitors (not residents), on a voluntary basis. Over 1.4 million RAT tests have been delivered in NSW, and over 800,000 in Vic.

RAT tests may be used to screen residents in some circumstances, such as the initial response to outbreaks in residential care settings, as required. More information about this program is available at the Department of Health Website -

<https://www.health.gov.au/initiatives-and-programs/rapid-antigen-testing-for-aged-care>.

Aged Care Services - Snapshot	NSW	VIC	Total
Number of aged care services operating in NSW & Vic [^] :	949	809	1,758
Number of aged care services that have participated in the program ^{^*}	397	218	615
This represents 35% of all aged care services across NSW & Vic.			

[^] Includes residential aged care (including MPS and NATSIFAC) and short-term restorative care

^{^*} Tests to be made available from the National Medical Stockpile (NMS) to residential aged care facilities located within selected LGAs in NSW and VIC.

Location	Local government areas supplied with RATs since program commencement
Greater Sydney	Bayside, Blacktown, Burwood, Campbelltown, Canada Bay, Canterbury-Bankstown, Cumberland, Fairfield, Georges River, Hawkesbury, Inner West, Liverpool, Parramatta, Penrith, Strathfield, Sydney
Greater NSW	Albury City <i>(added 1 Nov)</i> , Bogan, Bourke, Brewarrina, Central Coast, Coonamble, Dubbo Regional, Gilgandra, Kempsey <i>(added 1 Nov)</i> , Lithgow, Mid-Western Regional, Narromine, Shellharbour, Walgett and Western Plains Regional, Wollongong
Greater Melbourne <small>Updated 1 Nov</small>	Brimbank, Casey, Cardinia, Darebin, Frankston, Glen Eira, Greater Dandenong, Hobsons Bay, Hume, Maribyrnong, Melbourne, Melton, Moonee Valley, Moreland, Port Phillip, Whittlesea, Wyndham, Yarra
Greater Victoria <small>Updated 1 Nov</small>	Baw Baw, Greater Bendigo, Greater Shepparton, Kingston, Latrobe, Macedon Ranges, Mitchell, Mildura, Moorabool; Swan Hill, Wangaratta, Wodonga

In relation to the concurrent RAT pilot program, Phase 1 of the pilot commenced on 16 August 2021 and initially included ten facilities located in COVID-19 affected areas in Greater Sydney. As of 5 November 2021, 70 new aged care facilities in both NSW and Victoria have joined Phase 2 of the pilot. The pilot will be formally evaluated and be used to inform decisions around scaling and expansion into other settings.

Sonic Weekly Testing

As at 2 November 2021, under contract with the Commonwealth, Sonic Healthcare has conducted 902,878 COVID 19 tests at 2,701 unique residential aged care facilities (RACFs) nationally. Of the 902,878 tests conducted, 4,193 have been positive.

Vaccination in Residential Aged Care Facilities

As at 5 November 2021, a total of 330,710 doses have been administered to residents in residential aged care facilities.

All 883 facilities across NSW have received both a dose 1 and dose 2 Commonwealth in reach vaccination clinic.

In addition 1,430 clinics roving clinics have been held in NSW to provide vaccinations for residents and workers who still require them.

In response to the NSW outbreak, 652 Tier 1 clinics have been delivered in Sydney LGA's of concern.

The COVID-19 in reach booster vaccination program for residential aged care commences from 8 November 2021.

Infection control and audits

The Aged Care Quality and Safety Commission (Commission) conducted an infection control monitoring (ICM) program in all Australian jurisdictions, working in partnership with local health authorities. This program was in addition to the Commission's usual assessment and auditing program, and included spot checks to residential aged care services, without an outbreak, to check compliance with PPE and infection control arrangements. The purpose of the visit was to observe infection control practices, to ensure that staff, management and visitors were adhering to safe personal protective equipment protocols and to safe infection control arrangements as required under the quality standards.

As at 4 November 2021, the Commission had undertaken 2,913 spot checks to observe infection control practices and PPE protocols in residential aged care facilities. The Commission is transitioning to a COVID-normal regulatory response and has ICM Spot Check Visit program. ICM spot check visits will no longer be undertaken as separate activities and will instead progress within the Commission's usual regulatory operations.

All residential aged care facilities are required to engage an onsite clinical lead to provide leadership and increase capacity in relation to infection prevention and control. The Australian Government is providing a second payment of the COVID-19 supplement to assist facilities in meeting the additional costs of preparing for and responding to COVID-19.

In addition, under the Commonwealth-State Plan to boost aged care preparedness, states and territories are complementing the activity being undertaken by the Commission through additional site visits by state health services at the local level, which includes work relating to infection prevention and control (see Table 3 below). These visits are strengthening state health service relationships with local aged care services as part of the standing up of joint health aged care emergency response centres in each jurisdiction.

The Australian Government is working collaboratively with the states and territories to further bolster infection prevention and control through high quality face-to-face training in the aged care sector. In particular, the Government has committed \$57.8 million to fund states and territories to deliver additional targeted infection prevention and control (IPC) training to enhance RACF staff IPC skills; and undertake prevention, preparedness and response activities to address a COVID-19 outbreak in RACFs, including supporting RACFs to uplift IPC capacity by providing IPC training.

Table 3: Total Quality Assessment and Monitoring Activities with residential services (including IPC), by type and month 1 October 2020 – to 7 October 2021

Regulatory Activities	Nov-20	Dec-20	Jan-21	Feb-21	Mar-21	Apr-21	May-21	Jun-21	Jul-21	Aug-21	Sep-21	Oct-21	Nov-21	Total ⁶
Site visits	329	360	291	258	293	149	128	118	87	94	101	76	18	4,146
Non-site activities	467	1,123	356	364	252	138	78	595	525	896	857	284	34	14,673
Total activities	796	1,483	647	622	545	287	206	713	612	990	958	360	52	18,819

⁶ Please note totals are based on data from March 2020 to October 2021, however above is data from October 2020 to October 2021 for readability.

Appendix 1: National residential aged care services with two or more positive COVID-19 cases

Victorian data is from the Public Health Events Surveillance System (PHESS). Case data for residential aged care facilities in all states except Victoria is collected by the Commonwealth Government.⁷

No.	State	Residential Aged Care Facility	Total Cases	Resident total	Resident resolved	Staff total	Staff Resolved	Resident deaths ^{8 9}	Resolved / Active
1	ACT	Calvary Haydon Retirement Community	19	15	8	4	0	7	R
2	NSW	Advantage Care at Prestons Lodge (21659)	25	20	11	5	5	1	R
3	NSW	Alkira Gardens	2	1	0	1	0	0	R
4	NSW	Anglican Care Jesmond Grove, Jesmond (529)	9	7	0	2	0	0	R
5	NSW	Anglicare Newmarch House Aged Care Facility (7212)	2	0	0	2	0	0	R
6	NSW	Anglicare Newmarch House Aged Care Facility (7212)	71	37	18	34	34	19	R
7	NSW	Ashwood Residential Care Service	3	0	0	3	0	0	R
8	NSW	Bankstown Terrace Care Community (22846)	6	3	0	3	3	3	R

⁷ Data table provided now excludes outbreaks (both active and resolved) where a single case of COVID-19 has been recorded.

⁸ In Victoria, a death is reported when a person with COVID-19 dies during an active outbreak at an aged care facility, irrespective of the cause of death.

⁹ In New South Wales, COVID-19 death is defined as a death in a confirmed case unless there is a clear alternative cause of death that cannot be related to COVID-19. There should be no period of complete recovery from COVID-19 between illness and death.

No.	State	Residential Aged Care Facility	Total Cases	Resident total	Resident resolved	Staff total	Staff Resolved	Resident deaths ^{8 9}	Resolved / Active
9	NSW	Bankstown Terrace Care Community (Second outbreak) (22846)	3	0	0	3	0	0	R
10	NSW	Beechwood Aged Care	28	24	0	4	0	8	R
11	NSW	Bernard Chan Nursing Home	2	0	0	2	0	0	A
12	NSW	Bupa Clemton Park (19334)	3	2	0	1	0	0	R
13	NSW	Casa Mia Aged Care Centre Second Outbreak (923)	2	1	0	1	0	0	R
14	NSW	Catholic Care Holy Spirit, Dubbo	17	12	0	5	0	2	R
15	NSW	Catholic Healthcare St Mary's Villa, Dubbo	21	16	0	5	0	4	R
16	NSW	Courtlands Aged Care Facility	3	1	0	2	0	0	R
17	NSW	Dorothy Henderson Lodge, BaptistCare (305)	22	17	11	5	5	6	R
18	NSW	Frank and Jess Kennett Home	3	0	0	3	0	0	R
19	NSW	Frederic House	26	18	0	8	0	1	R
20	NSW	Gallipoli Home (22921)	25	20	3	5	0	1	R
21	NSW	Greenwood Aged Care Normanhurst (886)	7	6	0	1	0	3	R
22	NSW	Guildford Nursing Home(935)	55	45	0	10	0	6	R

No.	State	Residential Aged Care Facility	Total Cases	Resident total	Resident resolved	Staff total	Staff Resolved	Resident deaths ^{8 9}	Resolved / Active
23	NSW	HammondCare Bond House, Harding	3	1	0	2	0	0	R
24	NSW	Hawkesbury Living Nursing Home (853)	53	40	10	13	1	7	R
25	NSW	IRT Berala on the Park	2	0	0	2	0	0	R
26	NSW	IRT Tarrawanna	32	26	16	6	0	5	A
27	NSW	Japara Corymbia (27611)	2	0	0	2	0	0	R
28	NSW	Jesmond Aged Care (683)	2	0	0	2	0	0	R
29	NSW	Mercy Place Albury	36	30	10	6	4	6	A
30	NSW	Meredith House Nursing Home (707)	6	2	0	4	0	1	R
31	NSW	Mildred Symons House (second outbreak) (1000)	17	14	12	3	0	0	R
32	NSW	Northcourt Nursing Home (9740)	28	25	0	3	0	2	R
33	NSW	Opal Canterbury Place Care Community	2	0	0	2	0	0	R
34	NSW	Pacific Lodge	2	0	0	2	0	0	R
35	NSW	Pathways Sailors Bay (6899)	2	1	0	1	0	0	R
36	NSW	Pathways Sailors Bay (second outbreak)	6	4	1	2	0	0	R
37	NSW	Regis Rose Bay	2	0	0	2	0	0	R

No.	State	Residential Aged Care Facility	Total Cases	Resident total	Resident resolved	Staff total	Staff Resolved	Resident deaths ^{8 9}	Resolved / Active
38	NSW	RFBI Hawkins Masonic Village, Edgeworth Acacia House (311)	20	14	0	6	0	2	R
39	NSW	Rosemore Aged Care (second outbreak) (945)	2	0	0	2	0	0	R
40	NSW	Southern Cross Care Daceyville	4	4	0	0	0	1	R
41	NSW	Southern Cross Care Lavington RACF (7970)	9	8	0	1	0	1	A
42	NSW	St Basils, Randwick (7978)	2	1	0	1	0	0	R
43	NSW	St George Aged Care Centre, Bexley (931)	15	8	5	7	0	3	R
44	NSW	St George Aged Care Centre, Bexley (second outbreak) (931)	3	1	0	2	0	0	R
45	NSW	St Marys Villa Residential Aged Care (546)	2	1	0	1	0	0	R
46	NSW	St Simeon Village	2	0	0	2	0	0	R
47	NSW	St Vincent's Auburn	2	1	0	1	0	0	R
48	NSW	Stanmore Place Care Community, Stanmore (898)	2	0	0	2	0	0	R
49	NSW	Storm Village, Anglican Care (246)	2	0	0	2	2	0	R
50	NSW	SummitCare Baulkham Hills (6961)	13	6	6	7	7	0	R
51	NSW	SummitCare Penrith	3	0	0	3	1	0	R

No.	State	Residential Aged Care Facility	Total Cases	Resident total	Resident resolved	Staff total	Staff Resolved	Resident deaths ^{8 9}	Resolved / Active
52	NSW	Summitcare Randwick (759)	2	0	0	2	0	0	R
53	NSW	The Greek Community Home for the Aged	10	7	3	3	3	2	R
54	NSW	Uniting Edinglassie (504)	10	9	0	1	0	2	R
55	NSW	Uniting Hawkesbury Richmond	2	0	0	2	0	0	R
56	NSW	Uniting Mullauna, Blacktown (397)	3	2	0	1	0	0	R
57	NSW	Uniting Springwood	5	2	0	3	0	2	R
58	NSW	Woollahra Montefiore Home	2	0	0	2	0	0	R
59	NSW	Wyoming Nursing Home (773)	36	27	0	9	0	5	R
60	NSW	Yallabee Village (160)	2	1	0	1	0	0	R
61	NSW	Yallabee Village (2nd Outbreak) (160)	15	14	0	1	0	0	R
62	SA	Anglicare Brompton (5486)	4	0	0	4	4	0	R
63	TAS	Melaleuca Home for the Aged (5092)	2	1	0	1	1	1	R
64	VIC	Arcare Burnside (5845)	5	0	0	5	5	0	R
65	VIC	Arcare Craigieburn (8041)	82	37	22	45	45	15	R
66	VIC	Arcare Keysborough	33	21	0	12	0	1	A

No.	State	Residential Aged Care Facility	Total Cases	Resident total	Resident resolved	Staff total	Staff Resolved	Resident deaths ^{8 9}	Resolved / Active
67	VIC	Arcare Maidstone (5920)	7	0	0	7	7	0	R
68	VIC	Arcare Maidstone 2 (5920)	8	3	3	5	5	0	R
69	VIC	Arcare Sydenham (2324)	47	22	16	25	25	6	R
70	VIC	Ashleigh House Hostel (680)	2	0	0	2	0	0	A
71	VIC	Assisi Aged Care (2122)	3	0	0	3	3	0	R
72	VIC	Assisi Aged Care (2122) (second outbreak)	34	28	0	6	0	0	A
73	VIC	Aurum Healesville (7100)	2	0	0	2	2	0	R
74	VIC	Aurum Plenty (8029)	83	47	34	36	36	13	R
75	VIC	Aurum Reservoir (5433)	3	0	0	3	3	0	R
76	VIC	Avonlea Grange Hostel (2299)	2	0	0	2	2	0	R
77	VIC	Baptcare Brookview Community (Second Outbreak)	2	0	0	2	0	0	A
78	VIC	Baptcare Brookview Community Westmeadows (7467)	21	10	9	11	11	1	R
79	VIC	Baptcare Strathalan (5378)	2	0	0	2	2	0	R
80	VIC	Baptcare The Orchards - Doncaster (19354)	2	0	0	2	2	0	R

No.	State	Residential Aged Care Facility	Total Cases	Resident total	Resident resolved	Staff total	Staff Resolved	Resident deaths ^{8 9}	Resolved / Active
81	VIC	Baptcare Wyndham Lodge (2954)	232	101	71	131	131	30	R
82	VIC	Belvedere Aged Care	46	38	0	8	0	10	A
83	VIC	Benetas St Georges (2989)	70	32	20	38	38	12	R
84	VIC	Bethel Aged Care	5	4	2	1	1	0	R
85	VIC	Bill Crawford Lodge (2961)	5	2	2	3	3	0	R
86	VIC	BlueCross Autumdale (1995)	54	24	11	30	30	13	R
87	VIC	Bluecross Baradine (5990)	2	0	0	2	2	0	R
88	VIC	BlueCross Chelsea Manor (5417)	5	0	0	5	5	0	R
89	VIC	BlueCross Glengowrie	61	44	0	17	0	3	R
90	VIC	Bluecross Ivanhoe (1779)	5	0	0	5	5	0	R
91	VIC	Bluecross Riverlea (5175)	3	0	0	3	3	0	R
92	VIC	Bluecross Silverwood (5361)	2	0	0	2	2	0	R
93	VIC	BlueCross The Boulevard (5926)	69	36	22	33	33	14	R
94	VIC	Boyne Russell Nursing Home (2983)	2	0	0	2	2	0	R
95	VIC	Bupa Edithvale (3004)	78	44	26	34	34	18	R

No.	State	Residential Aged Care Facility	Total Cases	Resident total	Resident resolved	Staff total	Staff Resolved	Resident deaths ^{8 9}	Resolved / Active
96	VIC	Bupa Greensborough (5702)	2	0	0	2	2	0	R
97	VIC	Bupa Sunshine (2834)	2	0	0	2	2	0	R
98	VIC	Bupa Templestowe (19281)	11	3	1	8	8	2	R
99	VIC	Bupa Traralgon (8025)	19	7	5	12	12	2	R
100	VIC	BUPA Woodend (2728)	4	1	1	3	3	0	R
101	VIC	Campbell Place (Second Outbreak)	13	7	0	6	0	0	A
102	VIC	Campbell Place Aged Care Facility (1794)	4	2	0	2	0	0	R
103	VIC	Campbell Place Aged Care Facility (1794)	2	0	0	2	2	0	R
104	VIC	Centennial Lodge	2	2	0	0	0	0	A
105	VIC	Chomley House Hostel (1990)	2	0	0	2	2	0	R
106	VIC	Churches of Christ Care Arcadia Aged Care Service Essendon (5927)	22	10	6	12	12	4	R
107	VIC	Coppin Centre Melbourne (2134)	2	0	0	2	2	0	R
108	VIC	Corpus Christi Aged Care Residence (6003) - Villa Maria Catholic Homes	3	0	0	3	3	0	R
109	VIC	Craigcare Berwick (2770) second outbreak	2	0	0	2	0	0	A

No.	State	Residential Aged Care Facility	Total Cases	Resident total	Resident resolved	Staff total	Staff Resolved	Resident deaths ^{8 9}	Resolved / Active
110	VIC	Craigcare Pascoe Vale (2722)	94	47	31	47	47	16	R
111	VIC	Cumberland Manor (2818)	107	53	42	54	54	11	R
112	VIC	Doutta Galla Footscray (third outbreak)	4	2	0	2	0	0	A
113	VIC	Doutta Galla Lynch's Bridge	11	8	0	3	0	1	A
114	VIC	Doutta Galla Footscray 2. (6909)	56	30	21	26	26	9	R
115	VIC	Doutta Galla Lynch's Bridge (2124)	2	0	0	2	2	0	R
116	VIC	Doutta Galla Woornack (2140)	42	20	12	22	22	8	R
117	VIC	Doutta Galla Yarraville (2144)	86	42	25	44	44	17	R
118	VIC	Edenvale Manor Aged Care Facility (2333)	20	14	10	6	6	4	R
119	VIC	Elly Kay ACF Mordialloc (2154) - BlueCross	2	1	0	1	1	1	R
120	VIC	Embracia in Reservoir (third outbreak)	25	16	0	9	0	5	R
121	VIC	Embracia Moonee Valley (8030)	61	26	17	35	35	9	R
122	VIC	Embracia Moonee Valley (Second Outbreak)	2	0	0	2	0	0	R
123	VIC	Emmavale Gardens - Menarock Life Lower Templestowe (2297)	4	1	1	3	3	0	R

No.	State	Residential Aged Care Facility	Total Cases	Resident total	Resident resolved	Staff total	Staff Resolved	Resident deaths ^{8 9}	Resolved / Active
124	VIC	Epping Gardens (22843)	190	103	65	87	87	38	R
125	VIC	Essendon Aged Care (2825) - Menarock Life	47	20	13	27	27	7	R
126	VIC	Estia Altona Meadows (Second Outbreak)	2	1	0	1	0	0	R
127	VIC	Estia Health Ardeer (2835)	133	49	32	84	84	17	R
128	VIC	Estia Health Glen Waverley (8076)	6	2	2	4	4	0	R
129	VIC	Estia Health Heidelberg West (2314)	97	29	19	68	67	10	R
130	VIC	Estia Health Keilor (2844)	4	2	2	2	2	0	R
131	VIC	Estia Health Keilor 2. (2844)	42	24	18	18	18	6	R
132	VIC	Estia Health Keysborough (2328)	21	8	5	13	13	3	R
133	VIC	Estia Health South Morang	77	55	38	22	7	4	A
134	VIC	Eva Tilley Memorial Hostel	8	4	0	4	0	0	R
135	VIC	Ferndale Gardens Aged Care Services	35	19	0	16	0	1	R
136	VIC	Florence Aged Care (6839)	46	28	20	18	18	8	R
137	VIC	Froniditha Clayton Aged Care Facility	2	0	0	2	0	0	R
138	VIC	Froniditha Thalpori Aged Care Services - St Albans (5474)	3	1	0	2	2	1	R

No.	State	Residential Aged Care Facility	Total Cases	Resident total	Resident resolved	Staff total	Staff Resolved	Resident deaths ^{8 9}	Resolved / Active
139	VIC	Glendale Aged Care (1889)	93	45	29	48	48	16	R
140	VIC	Glendale Aged Care (Second Outbreak)	3	0	0	3	0	0	A
141	VIC	Glenlyn Aged Care Facility (2725)	63	40	36	23	23	4	R
142	VIC	Grace of Mary Greek Cypriot Elderly Hostel (2276)	55	22	11	33	33	11	R
143	VIC	Grand Cedar	2	0	0	2	0	0	R
144	VIC	Gregory Lodge (3028) - Royal Freemasons	66	39	24	27	27	15	R
145	VIC	Hammond Care Caulfield Village Aged Care Facility (2334)	2	2	2	0	0	0	R
146	VIC	Holloway Aged Care Services (2116)	3	1	0	2	2	1	R
147	VIC	Holloway Aged Care Services (Second Outbreak)	2	1	0	1	0	0	R
148	VIC	James Barker House (2263)	3	1	1	2	2	0	R
149	VIC	Japara Central Park (2769)	40	18	15	22	22	3	R
150	VIC	Japara Central Park (Second Outbreak)	2	2	0	0	0	0	A
151	VIC	Japara Elanora (5312)	63	31	19	32	32	12	R
152	VIC	Japara Goonawarra (3026)	103	53	33	50	50	20	R
153	VIC	Japara Kingston Gardens (1992)	3	1	0	2	0	0	A

No.	State	Residential Aged Care Facility	Total Cases	Resident total	Resident resolved	Staff total	Staff Resolved	Resident deaths ^{8 9}	Resolved / Active
154	VIC	Japara Millward (2323)	36	19	15	17	17	4	R
155	VIC	Japara The Regent (27311)	42	21	18	21	21	3	R
156	VIC	Japara Trugo Place	2	0	0	2	0	0	R
157	VIC	Japara Viewhills Manor	4	3	0	1	0	0	R
158	VIC	Kalyra Care (1921)	101	57	31	44	44	26	R
159	VIC	Kirkbrae Presbyterian Homes (2894)	115	61	40	54	54	21	R
160	VIC	Langford Grange	36	31	0	5	0	7	A
161	VIC	Lifeview Emerald Glades (5386)	24	19	0	5	0	0	A
162	VIC	Liscombe House (2015)	2	0	0	2	2	0	R
163	VIC	Little Sisters of the Poor, Northcote (2169)	3	1	0	2	1	1	R
164	VIC	Lynden Aged Care (1861)	3	1	1	2	2	0	R
165	VIC	Maculata Place Shepparton Villages (2107)	3	1	1	2	2	0	R
166	VIC	Martin Luther Homes (1951)	2	0	0	2	2	0	R
167	VIC	McGregor Gardens Aged Care (2874) - Menarock Life	4	1	1	3	3	0	R
168	VIC	McGregor Gardens Aged Care (Third outbreak)	10	10	0	0	0	2	A

No.	State	Residential Aged Care Facility	Total Cases	Resident total	Resident resolved	Staff total	Staff Resolved	Resident deaths ^{8 9}	Resolved / Active
169	VIC	Mecwacare John Atchison Centre (26621)	84	45	27	39	39	18	R
170	VIC	Mercy Place Dandenong (1944)	21	13	10	8	8	3	R
171	VIC	Mercy Place East Melbourne (5928) second outbreak)	5	3	0	2	0	0	A
172	VIC	Mercy Place Montrose (2994)	2	0	0	2	2	0	R
173	VIC	Mercy Place Parkville (6493)	97	58	36	39	39	22	R
174	VIC	Mercy Place Templestowe (1978)	2	1	1	1	1	0	R
175	VIC	Mercy Place Wyndham (2862)	5	2	1	3	3	1	R
176	VIC	Mitchell House Hostel Morwell (1880)	2	1	1	1	1	0	R
177	VIC	Montefiore Homes Community Residence - Jewish Care Hannah and Daryl Cohen Centre Windsor Aged Care Facility (1783)	67	33	31	34	34	2	R
178	VIC	Newmans on the Park	2	0	0	2	0	0	R
179	VIC	Olivet Aged Persons Home (Second Outbreak)	37	27	0	10	0	1	A
180	VIC	Opal Hobsons Bay Altona North (2285)	37	22	13	15	15	9	R
181	VIC	Opal Meadow Heights Care Community	34	25	13	9	0	13	R
182	VIC	Opal South Valley (5199)	56	32	24	24	24	8	R

No.	State	Residential Aged Care Facility	Total Cases	Resident total	Resident resolved	Staff total	Staff Resolved	Resident deaths ^{8 9}	Resolved / Active
183	VIC	Ottoman Village Aged Care	30	22	0	8	0	2	A
184	VIC	Outlook Gardens Aged Care (1935)	99	41	28	58	58	13	R
185	VIC	P.S. Hobson Nursing Home (2976)	2	0	0	2	1	0	R
186	VIC	Point Cook Manor Aged Care (7466)	2	0	0	2	2	0	R
187	VIC	Princeton View (6033)	71	28	19	43	43	9	R
188	VIC	Rathdowne Place Aged Care, Carlton (7104)	9	1	1	8	8	0	R
189	VIC	Regis Brighton (5542)	67	24	13	43	43	11	R
190	VIC	Regis Cranbourne (5316)	2	0	0	2	2	0	R
191	VIC	Regis Dandenong North	27	23	0	4	0	1	A
192	VIC	Regis Fawkner (3030)	5	4	3	1	1	1	R
193	VIC	Regis Fawkner (Second Outbreak)	26	19	17	7	7	2	R
194	VIC	Regis Macleod (2654)	2	0	0	2	2	0	R
195	VIC	Regis Macleod 2 (2654)	2	0	0	2	2	0	R
196	VIC	Riddell Gardens, Sunbury (5594)	2	2	0	0	0	2	R
197	VIC	Rosehill Aged Care (2682) - Menarock Life	82	51	34	31	31	17	R

No.	State	Residential Aged Care Facility	Total Cases	Resident total	Resident resolved	Staff total	Staff Resolved	Resident deaths ^{8 9}	Resolved / Active
198	VIC	Royal Freemasons - Monash Gardens (2009)	2	0	0	2	2	0	R
199	VIC	Ruckers Hill (5485) - BlueCross	108	48	36	60	60	12	R
200	VIC	Sacred Heart Community	21	18	0	3	0	1	A
201	VIC	Sheriden Aged Care (2206) (Kyabram District Health Service)	5	2	0	3	3	0	R
202	VIC	St Basil's Home for the Aged in Victoria (1909)	191	94	49	97	97	45	R
203	VIC	St Vincent Care Services Eltham (2167)	2	0	0	2	2	0	R
204	VIC	Sunlight Residential Aged Care (Second Outbreak)	3	1	0	2	0	0	R
205	VIC	Sutton Park Assisted Aged Care (5363)	77	46	39	31	31	7	R
206	VIC	Talbot Place (2268)	2	0	0	2	1	0	R
207	VIC	The Ashley	3	2	0	1	0	0	R
208	VIC	The Bays Aged Care Facility	21	17	12	4	4	4	R
209	VIC	The Belmont Residential Aged Care	6	5	0	1	0	0	A
210	VIC	Twin Parks Aged Care - Reservoir (2054)	125	79	57	46	46	22	R
211	VIC	Uniting Agewell Box Hill (1847)	2	0	0	2	2	0	R
212	VIC	Uniting AgeWell Kingsville (2110)	2	0	0	2	2	0	R

No.	State	Residential Aged Care Facility	Total Cases	Resident total	Resident resolved	Staff total	Staff Resolved	Resident deaths ^{8 9}	Resolved / Active
213	VIC	Uniting AgeWell Preston 2 (2748)	2	0	0	2	2	0	R
214	VIC	Uniting AgeWell Strathdon	19	13	0	6	0	1	A
215	VIC	Uniting AgeWell Preston	2	1	0	1	0	0	A
216	VIC	Victoria Grange RACF	8	6	0	2	0	0	A
217	VIC	Villa Maria Catholic Homes Berwick Aged Care Residence (2257)	8	5	5	3	3	0	R
218	VIC	Villa Maria Catholic Homes St Bernadette's Aged Care Residence	2	1	0	1	0	0	R
219	VIC	Villa Maria Catholic Homes St Bernadette's Aged Care Residence (2081)	17	4	1	13	13	3	R
220	VIC	Villa Maria Catholic Homes Wantirna Aged Care Residence (Third Outbreak)	17	15	0	2	0	0	A
221	VIC	Village Glen Aged Care Residences - Mornington (5911)	38	21	16	17	17	5	R
222	VIC	Water Gardens	42	36	8	6	0	1	A
223	VIC	Weary Dunlop Retirement Village	2	1	0	1	0	0	R
224	VIC	Western Health - Hazeldean Transition Care (6137)	33	22	15	11	11	7	R

No.	State	Residential Aged Care Facility	Total Cases	Resident total	Resident resolved	Staff total	Staff Resolved	Resident deaths ^{8 9}	Resolved / Active
225	VIC	Westernport Nursing Home (2196)	2	0	0	2	2	0	R
226	VIC	Westernport Nursing Home (second Outbreak)	11	9	9	2	2	0	R
227	VIC	Westgarth (5940) - BlueCross	32	14	8	18	18	6	R
228	VIC	Wintringham Eunice Seddon Home	2	0	0	2	0	0	A
229	WA	Aegis Ascot, WA Department of Health (5957)	2	0	0	2	2	0	R