



COVID-19 outbreaks in Australian residential aged care facilities

National snapshot

As at 8:00am on 19 November 2021 there are 337 active cases of COVID-19 related to aged care across 33 residential aged care facilities.

Table 1: Aged Care COVID-19 data as at 0800 on 19 November 2021¹

Active outbreaks	33
Active resident cases	253
Active staff cases	84
Deaths this calendar year	163 ^{2 3}
Total number of residential aged care facilities that have had an outbreak	434
Total number of outbreaks at residential aged care facilities	516
Number of residential aged care facilities with resolved outbreaks	391 (481 outbreaks closed)
Number of residential aged care facilities with resolved outbreaks with only one case (resident or staff member) of COVID-19	261
Total resident cases	3,280
Recovered resident cases	2,829
Total staff cases	2,863
Recovered staff cases	2,711

¹ Includes transition care

² In New South Wales, COVID-19 death is defined as a death in a confirmed case unless there is a clear alternative cause of death that cannot be related to COVID-19. There should be no period of complete recovery from COVID-19 between illness and death.

³ The Victorian Department of Health and Human Services defines a COVID death as any death that occurs within 28 days of a positive COVID test result.

Analysis

Current situation in Australia

As at 12:00 hrs 18 November 2021 there has been a total of 194,119 cases of COVID-19 reported, including 16,915⁴ active cases and 1,922 deaths in Australia.

As at 8:00 am 19 November 2021 there are 25 active outbreaks in Australia associated with more than 1 COVID-19 positive case:

- 2 resident cases in Acares Essendon, VIC;
- 25 resident cases (including 1 death) and 12 staff cases in Acares Keysborough, VIC;
- 36 resident cases and 7 staff cases in Assisi Centre Aged Care, VIC;
- 5 resident cases (including 1 death) and 5 staff cases in Baptcare Brookview Community, VIC;
- 12 resident cases and 2 staff cases in Baptcare Westhaven Community, VIC;
- 1 resident case and 3 staff cases in Benetas Colton Close, VIC;
- 5 resident cases and 2 staff cases at Carrum Downs Private Nursing Home, VIC;
- 35 resident cases (including 2 deaths) and 8 staff cases in Centennial Lodge, VIC;
- 25 resident cases and 10 staff cases at Coppin Centre, VIC;
- 3 resident cases and 1 staff case at Donwood Nursing Home, VIC;
- 14 resident cases and 2 staff cases at Forest Lodge Residential Aged Care, VIC;
- 25 resident cases and 11 staff cases at Fronditha Thalpori Aged Care Services – St. Albans, VIC;
- 4 resident cases (including 2 deaths) and 1 staff case at Glanville Village, VIC;
- 1 resident case and 1 staff case at Kerala Manor, VIC;
- 12 resident cases (including 2 deaths) in McGregor Gardens Aged Care, VIC;
- 29 resident cases (including 3 deaths) and 11 staff cases in Olivet Aged Persons Home, VIC;
- 2 resident cases and 1 staff case at Outlook Gardens Aged Care, VIC;
- 1 resident case and 1 staff case at Rathdowne Place Aged Care, VIC;
- 6 residents (including 2 deaths) and 2 staff at Uniting AgeWell Kingsville, VIC;
- 10 resident cases and 3 staff cases at Village Glen Aged Care Residences – Mornington, VIC;
- 17 resident cases and 3 staff cases at Villa Maria Catholic Homes St Bernadette's Aged Care, VIC;
- 26 resident cases (including 1 death) and 5 staff cases in Villa Maria Catholic Homes Wantirna Aged Care Residence, VIC;
- 37 resident cases (including 3 deaths) and 7 staff cases in Water Gardens, VIC;
- 8 resident cases (including 1 death) and 1 staff case in Presbyterian Aged Care, NSW; and
- 2 resident cases and 2 staff cases at St. Andrew's Village Hostel, ACT.

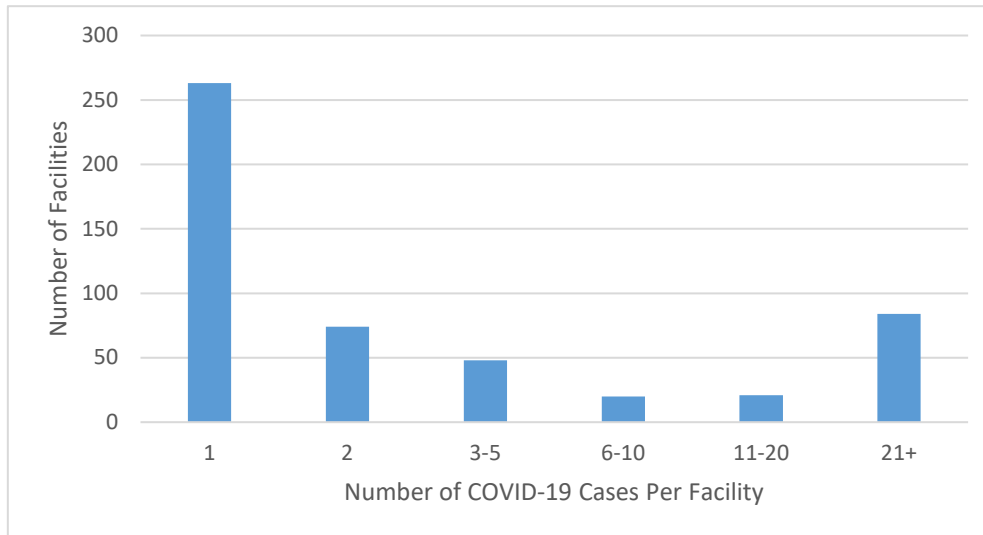
In NSW, all residential age care facilities are being monitored through the NSW Aged Care State Health Emergency Operations Centre. A Commonwealth Health Departmental officer is embedded with the NSW State Health Emergency Operations Centre, with additional supports activated as the need arises.

⁴ Classification of active cases varies by jurisdiction.

The Victorian Aged Care Response Centre is also fully operational, with Commonwealth and Victorian Government officials working closely together in a coordinated effort to respond to aged care outbreaks across the state.

In addition, joint arrangements remain in place between the Commonwealth and the ACT Government to support outbreaks in the ACT.

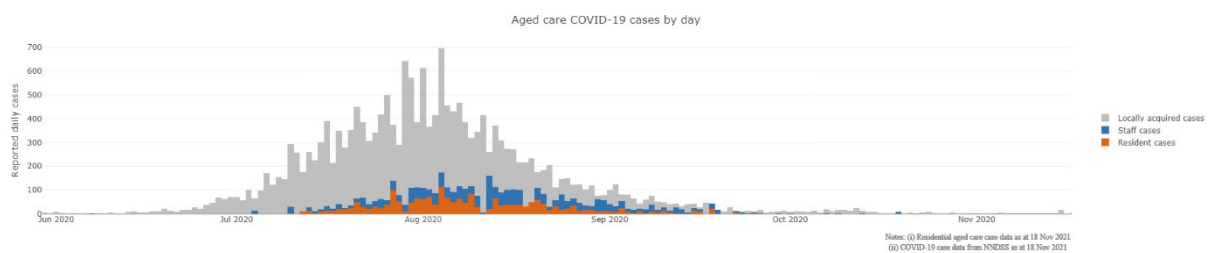
Figure 1: Distribution of Australian residential aged care facilities by total number of cases of COVID-19 (includes staff and resident cases)



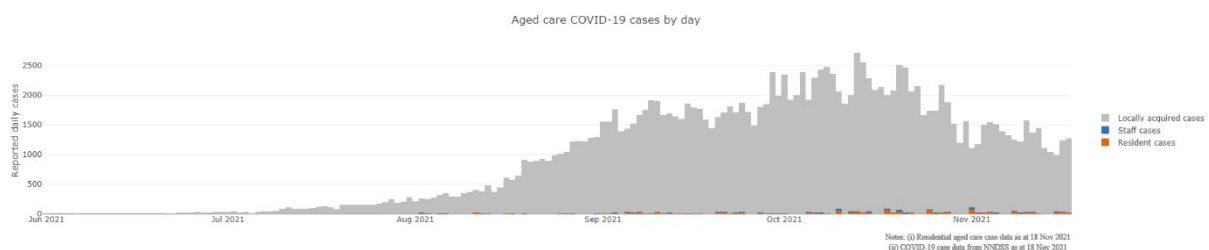
Of the 516 outbreaks in residential aged care facilities, 261 (51 per cent) involved a single case of COVID-19. As at 19 November 2021, 85 per cent of all residential aged care facilities have had no cases of COVID-19.

Figure 2: Number of daily reported COVID-19 cases in Australian residential aged care Facilities overlaid with national locally acquired cases⁵.

June to October 2020



June to November 2021



⁵ National daily cases sourced from NNDSS data as at 7 October 2021 and are filtered to locally acquired cases. Case numbers reflect the date of reporting which may differ to diagnosis date. Residential aged care facility staff and resident data sourced from the Department of Health Aged Care COVID Liaison Team. Totals reflect the date of case report and may be affected by delayed reporting.

'RACF' refers to cases in residential aged care facilities (staff and residents)

International comparisons

During the COVID-19 pandemic, no country has been able to avoid outbreaks or deaths in residential aged care when there has been widespread community transmission.

The Australian death rate is 0.46 per cent (4.6 in 1,000) against the total number of residential aged care beds across the country.

By comparison, Canada has experienced more than 18 times the number of deaths in care homes than Australia as at 18 November 2021.

- As at 18 November 2021, Canada had experienced 29,253 deaths. This includes 15,665 deaths at residential in care homes (or 53 per cent).
- 50 per cent of all aged care homes in Canada have had reported cases of COVID-19 in residents or staff (compared to 13 per cent in Australia).

Workforce in active residential aged care outbreaks

As at 19 November 2021, workforce surge staff have filled around 53,000 shifts in aged care services impacted by COVID-19, these shifts include roles for GPs, nurses, care workers, allied health workers, executive and ancillary staff. This includes:

Table 2: Workforce resources supplied to residential aged care facilities

Agency	Resources Supplied (as at 18 November 2021)
State and NACER (National Aged Care Emergency Response) Teams	Tasmanian Government: 7 clinical and 2 support staff. Western Australian Government: 19 clinical personnel and 4 support staff. South Australian Government: 18 clinical personnel and 4 support staff. 12 NACER teams (70 personnel) have been deployed. The deployment of State and NACER teams is now complete.
Recruitment, Consulting, and Staffing Association (RCSA)	Staff supplied to fill 33,746 shifts.
Healthcare Australia	Staff supplied filled 5,776 shifts for workforce surge and 2,295 shifts for NACER teams.
Mable	Supplied 130 staff to fill 2,711 shifts.
Aspen Medical	Supplied 283 staff to fill 1,156 roles including clinical first responders.
Health X	Supplied 80 staff to fill 5,593 shifts.
Torrens Health	Supplied 2,614 shifts in surge workforce roles.
Residential Aged Care Visitation Assistant (RACVA)	RACVAs completed 1,248 shifts.

Provision of personal protective equipment (PPE)

A range of resources and online training on the use of PPE is available on the Department's website for aged care workers.

Since March 2020, the Commonwealth Government has been working with state and territory governments to ensure aged care facilities have sufficient PPE. PPE is dispatched both directly from the National Medical Stockpile (NMS) and by jurisdictions on the NMS' behalf, depending on the specific circumstances.

As at 18 November 2021, the NMS has provided aged care facilities with approximately:

- 23 million masks
- 7 million gowns
- 19 million gloves
- 6 million goggles and face shields
- 100,000 bottles of hand sanitiser

The NMS remains well positioned to respond rapidly to critical shortages of PPE and other medical supplies anywhere in Australia. This includes a series of bulk dispatches of personal protective equipment (PPE) intended to avert any potential critical supply shortages, as well as urgent deployments to organisations and individuals at risk of exposure to COVID-19.

Testing of aged care residents and staff

Rapid Antigen Testing in Aged Care Facilities

The Australian Government, through the Department of Health, is making available COVID-19 rapid antigen testing (RAT) kits to residential aged care facilities and short-term restorative care (aged care services) in high transmission-risk areas, to help prevent and contain outbreaks. The program consists of a pilot as well as a concurrent broader rollout across New South Wales (NSW), Victoria (Vic) and recently the Australian Capital Territory (ACT).

As of 17 November 2021, a total of **2,409,020 RAT** kits had been delivered or were scheduled for delivery from the National Medical Stockpile (NMS) to 399 aged care services in NSW and 245 aged care services in Vic, and 1 aged care service in the ACT (645 facilities in total), so they can regularly screen workers and visitors (not residents), on a voluntary basis, and when applicable, help them contain an outbreak. Over 1.5 million RAT kits have been delivered in NSW, over 900,000 in Vic and over 2,000 in the ACT.

RAT kits may be used to screen residents in some circumstances, such as the initial response to outbreaks in aged care services, as required. More information about this program is available at the Department of Health Website -

<https://www.health.gov.au/initiatives-and-programs/rapid-antigen-testing-for-aged-care>

Aged Care Services - Snapshot	NSW	VIC	ACT	Total
Number of aged care services operating in NSW & Vic [^] :	949	809	26	1,791
Number of aged care services that have participated in the program ^{^*} <small>This represents 36% of all aged care services across NSW, Vic & ACT.</small>	399	245	1	645
Number of tests delivered from the NMS [*]	1505,740	901,230	2,050	2,409,020

Part of the initial response to an outbreak experienced by an ACT residential aged care facility

^ Includes residential aged care (including MPS and NATSIFAC) and short-term restorative care

* Tests to be made available from the National Medical Stockpile (NMS) to residential aged care facilities located within selected LGAs in NSW and VIC, or facilities experiencing an outbreak (e.g. the ACT site).

Location	Local government areas supplied with RATs since program commencement
Greater Sydney	Bayside, Blacktown, Burwood, Campbelltown, Canada Bay, Canterbury-Bankstown, Cumberland, Fairfield, Georges River, Hawkesbury, Inner West, Liverpool, Parramatta, Penrith, Strathfield, Sydney
Greater NSW	Albury City, Bogan, Bourke, Brewarrina, Central Coast, Coonamble, Dubbo Regional, Gilgandra, Kempsey Lithgow, Mid-Western Regional, Moree (added 12 Nov), Narromine, Shellharbour, Walgett, Western Plains Regional, Wollongong
Greater Melbourne	Brimbank, Casey, Cardinia, Frankston, Glen Eira, Greater Dandenong, Hobsons Bay, Hume, Kingston, Maribyrnong, Melbourne, Moonee Valley, Moreland, Port Phillip, Whittlesea, Wyndham, Yarra
Greater Victoria	Baw Baw, Greater Shepperton, Latrobe, Macedon Ranges, Melton, Moorabool, Wodonga
ACT Updated 16 Nov	N/A

In relation to the concurrent RAT pilot program, Phase 1 of the pilot commenced on 16 August 2021 and initially included 10 facilities located in COVID-19 affected areas in Greater Sydney. As of 17 November 2021, 70 new aged care facilities in both NSW and Victoria have joined Phase 2 of the pilot (note, a total of 11 aged care facilities have subsequently withdrawn from the pilot). The pilot will be formally evaluated and be used to inform decisions around scaling and expansion into other settings.

Sonic Weekly Testing

As at 16 November 2021, under contract with the Commonwealth, Sonic Healthcare has conducted 971,594 COVID 19 tests at 2,723 unique residential aged care facilities (RACFs) nationally. Of the 971,594 tests conducted, 4,532 have been positive.

Vaccination in Residential Aged Care Facilities

As at 18 November 2021, a total of 328,705 doses have been administered to residents in residential aged care facilities.

The Australian Government's COVID-19 booster vaccination program for residential aged care facilities has commenced. Consistent with the initial vaccine roll-out to residential aged care, the booster program will start with in-reach clinics, delivered primarily by vaccine administration providers under contract arrangements to the Commonwealth.

Boosters can also be delivered by residential aged care facility self-management and GP and pharmacy in-reach clinics.

VAS providers have started scheduling booster clinics at residential aged care facilities due for a booster vaccination during November and December.

Infection control and audits

The Aged Care Quality and Safety Commission (Commission) conducted an infection control monitoring (ICM) program in all Australian jurisdictions, working in partnership with local health authorities. This program was in addition to the Commission's usual assessment and auditing program, and included spot checks to residential aged care services, without an outbreak, to check compliance with PPE and infection control arrangements.

The purpose of the visit was to observe infection control practices, to ensure that staff, management and visitors were adhering to safe personal protective equipment protocols and to safe infection control arrangements as required under the quality standards.

As at 18 November 2021, the Commission had undertaken 2,913 spot checks to observe infection control practices and PPE protocols in residential aged care facilities. The Commission is transitioning to a COVID-normal regulatory response and has ICM Spot Check Visit program. ICM spot check visits will no longer be undertaken as separate activities and will instead progress within the Commission's usual regulatory operations.

All residential aged care facilities are required to engage an onsite clinical lead to provide leadership and increase capacity in relation to infection prevention and control. The Australian Government is providing a second payment of the COVID-19 supplement to assist facilities in meeting the additional costs of preparing for and responding to COVID-19.

In addition, under the Commonwealth-State Plan to boost aged care preparedness, states and territories are complementing the activity being undertaken by the Commission through additional site visits by state health services at the local level, which includes work relating to infection prevention and control (see Table 3 below). These visits are strengthening state health service relationships with local aged care services as part of the standing up of joint health aged care emergency response centres in each jurisdiction.

The Australian Government is working collaboratively with the states and territories to further bolster infection prevention and control through high quality face-to-face training in the aged care sector. In particular, the Government has committed \$57.8 million to fund states and territories to deliver additional targeted infection prevention and control (IPC) training to enhance RACF staff IPC skills; and undertake prevention, preparedness and response activities to address a COVID-19 outbreak in RACFs, including supporting RACFs to uplift IPC capacity by providing IPC training.

Table 3: Total Quality Assessment and Monitoring Activities with residential services (including IPC), by type and month 1 October 2020 – to 18 November 2021

Regulatory Activities	Nov-20	Dec-20	Jan-21	Feb-21	Mar-21	Apr-21	May-21	Jun-21	Jul-21	Aug-21	Sep-21	Oct-21	Nov-21	Total ⁶
Site visits	329	360	291	258	293	149	128	118	87	94	101	74	46	4,172
Non-site activities	467	1,123	356	364	252	141	80	596	528	902	861	282	117	14,773
Total activities	796	1,483	647	622	545	290	208	714	615	996	962	356	163	18,945

⁶ Please note totals are based on data from March 2020 to October 2021, however above is data from October 2020 to November 2021 for readability.

Appendix 1: National residential aged care services with two or more positive COVID-19 cases

Victorian data is from the Public Health Events Surveillance System (PHESS). Case data for residential aged care facilities in all states except Victoria is collected by the Commonwealth Government.⁷

No.	State	Residential Aged Care Facility	Total Cases	Resident total	Resident resolved	Staff total	Staff Resolved	Resident deaths ^{8 9}	Resolved / Active
1	ACT	Calvary Haydon Retirement Community	19	15	8	4	0	7	R
2	ACT	St Andrews Village Hostel	4	2	0	2	0	0	A
3	NSW	Advantage Care at Prestons Lodge (21659)	25	20	11	5	5	1	R
4	NSW	Alkira Gardens	2	1	0	1	0	0	R
5	NSW	Anglican Care Jesmond Grove, Jesmond (529)	9	7	0	2	0	0	R
6	NSW	Anglicare Newmarch House Aged Care Facility (7212)	2	0	0	2	0	0	R
7	NSW	Anglicare Newmarch House Aged Care Facility (7212)	71	37	18	34	34	19	R
8	NSW	Ashwood Residential Care Service	3	0	0	3	0	0	R
9	NSW	Bankstown Terrace Care Community (22846)	6	3	0	3	3	3	R

⁷ Data table provided now excludes outbreaks (both active and resolved) where a single case of COVID-19 has been recorded.

⁸ In Victoria, a death is reported when a person with COVID-19 dies during an active outbreak at an aged care facility, irrespective of the cause of death.

⁹ In New South Wales, COVID-19 death is defined as a death in a confirmed case unless there is a clear alternative cause of death that cannot be related to COVID-19. There should be no period of complete recovery from COVID-19 between illness and death.

No.	State	Residential Aged Care Facility	Total Cases	Resident total	Resident resolved	Staff total	Staff Resolved	Resident deaths ^{8 9}	Resolved / Active
10	NSW	Bankstown Terrace Care Community (Second outbreak) (22846)	3	0	0	3	0	0	R
11	NSW	Beechwood Aged Care	28	24	0	4	0	8	R
12	NSW	Bernard Chan Nursing Home	2	0	0	2	0	0	R
13	NSW	Bupa Clemton Park (19334)	3	2	0	1	0	0	R
14	NSW	Casa Mia Aged Care Centre Second Outbreak (923)	2	1	0	1	0	0	R
15	NSW	Catholic Care Holy Spirit, Dubbo	17	12	0	5	0	2	R
16	NSW	Catholic Healthcare St Mary's Villa, Dubbo	21	16	0	5	0	4	R
17	NSW	Courtlands Aged Care Facility	3	1	0	2	0	0	R
18	NSW	Dorothy Henderson Lodge, BaptistCare (305)	22	17	11	5	5	6	R
19	NSW	Frank and Jess Kennett Home	3	0	0	3	0	0	R
20	NSW	Frederic House	26	18	0	8	0	1	R
21	NSW	Gallipoli Home (22921)	25	20	3	5	0	1	R
22	NSW	Greenwood Aged Care Normanhurst (886)	7	6	0	1	0	3	R
23	NSW	Guildford Nursing Home(935)	55	45	0	10	0	6	R

No.	State	Residential Aged Care Facility	Total Cases	Resident total	Resident resolved	Staff total	Staff Resolved	Resident deaths ^{8 9}	Resolved / Active
24	NSW	HammondCare Bond House, Harding	3	1	0	2	0	0	R
25	NSW	Hawkesbury Living Nursing Home (853)	53	40	10	13	1	7	R
26	NSW	IRT Berala on the Park	2	0	0	2	0	0	R
27	NSW	IRT Tarrawanna	32	26	16	6	0	5	R
28	NSW	Japara Corymbia (27611)	2	0	0	2	0	0	R
29	NSW	Jesmond Aged Care (683)	2	0	0	2	0	0	R
30	NSW	Mercy Place Albury	36	30	18	6	6	9	R
31	NSW	Meredith House Nursing Home (707)	6	2	0	4	0	1	R
32	NSW	Mildred Symons House (second outbreak) (1000)	17	14	12	3	0	0	R
33	NSW	Northcourt Nursing Home (9740)	28	25	0	3	0	2	R
34	NSW	Opal Canterbury Place Care Community	2	0	0	2	0	0	R
35	NSW	Pacific Lodge	2	0	0	2	0	0	R
36	NSW	Pathways Sailors Bay (6899)	2	1	0	1	0	0	R
37	NSW	Pathways Sailors Bay (second outbreak)	6	4	1	2	0	0	R
38	NSW	Presbyterian Aged Care	9	8	0	1	0	1	A

No.	State	Residential Aged Care Facility	Total Cases	Resident total	Resident resolved	Staff total	Staff Resolved	Resident deaths ^{8 9}	Resolved / Active
39	NSW	Regis Rose Bay	2	0	0	2	0	0	R
40	NSW	RFBI Hawkins Masonic Village, Edgeworth Acacia House (311)	20	14	0	6	0	2	R
41	NSW	Rosemore Aged Care (second outbreak) (945)	2	0	0	2	0	0	R
42	NSW	Southern Cross Care Daceyville	4	4	0	0	0	1	R
43	NSW	Southern Cross Care Lavington RACF (7970)	9	8	0	1	0	1	R
44	NSW	St Basils, Randwick (7978)	2	1	0	1	0	0	R
45	NSW	St George Aged Care Centre, Bexley (931)	15	8	5	7	0	3	R
46	NSW	St George Aged Care Centre, Bexley (second outbreak) (931)	3	1	0	2	0	0	R
47	NSW	St Marys Villa Residential Aged Care (546)	2	1	0	1	0	0	R
48	NSW	St Simeon Village	2	0	0	2	0	0	R
49	NSW	St Vincent's Auburn	2	1	0	1	0	0	R
50	NSW	Stanmore Place Care Community, Stanmore (898)	2	0	0	2	0	0	R
51	NSW	Storm Village, Anglican Care (246)	2	0	0	2	2	0	R
52	NSW	SummitCare Baulkham Hills (6961)	13	6	6	7	7	0	R

No.	State	Residential Aged Care Facility	Total Cases	Resident total	Resident resolved	Staff total	Staff Resolved	Resident deaths ^{8 9}	Resolved / Active
53	NSW	SummitCare Penrith	3	0	0	3	1	0	R
54	NSW	Summitcare Randwick (759)	2	0	0	2	0	0	R
55	NSW	The Greek Community Home for the Aged	10	7	3	3	3	2	R
56	NSW	Uniting Edinglassie (504)	10	9	0	1	0	2	R
57	NSW	Uniting Hawkesbury Richmond	2	0	0	2	0	0	R
58	NSW	Uniting Mullauna, Blacktown (397)	3	2	0	1	0	0	R
59	NSW	Uniting Springwood	5	2	0	3	0	2	R
60	NSW	Woollahra Montefiore Home	2	0	0	2	0	0	R
61	NSW	Wyoming Nursing Home (773)	36	27	0	9	0	5	R
62	NSW	Yallambee Village (160)	2	1	0	1	0	0	R
63	NSW	Yallambee Village (2nd Outbreak) (160)	15	14	0	1	0	0	R
64	SA	Anglicare Brompton (5486)	4	0	0	4	4	0	R
65	TAS	Melaleuca Home for the Aged (5092)	2	1	0	1	1	1	R
66	VIC	Arcare Burnside (5845)	5	0	0	5	5	0	R
67	VIC	Arcare Craigieburn (8041)	82	37	22	45	45	15	R

No.	State	Residential Aged Care Facility	Total Cases	Resident total	Resident resolved	Staff total	Staff Resolved	Resident deaths ^{8 9}	Resolved / Active
68	VIC	Arcare Essendon	2	2	0	0	0	0	A
69	VIC	Arcare Keysborough	37	25	24	12	12	1	A
70	VIC	Arcare Maidstone (5920)	7	0	0	7	7	0	R
71	VIC	Arcare Maidstone 2 (5920)	8	3	3	5	5	0	R
72	VIC	Arcare Sydenham (2324)	47	22	16	25	25	6	R
73	VIC	Ashleigh House Hostel (680)	2	0	0	2	0	0	R
74	VIC	Assisi Aged Care (2122)	3	0	0	3	3	0	R
75	VIC	Assisi Aged Care (2122) (second outbreak)	43	36	20	7	5	0	A
76	VIC	Aurrum Healesville (7100)	2	0	0	2	2	0	R
77	VIC	Aurrum Plenty (8029)	83	47	34	36	36	13	R
78	VIC	Aurrum Reservoir (5433)	3	0	0	3	3	0	R
79	VIC	Avonlea Grange Hostel (2299)	2	0	0	2	2	0	R
80	VIC	Baptcare Brookview Community (Second Outbreak)	10	5	0	5	0	1	A
81	VIC	Baptcare Westhaven	14	12	0	2	0	0	A

No.	State	Residential Aged Care Facility	Total Cases	Resident total	Resident resolved	Staff total	Staff Resolved	Resident deaths ^{8 9}	Resolved / Active
82	VIC	Baptcare Brookview Community Westmeadows (7467)	21	10	9	11	11	1	R
83	VIC	Baptcare Strathalan (5378)	2	0	0	2	2	0	R
84	VIC	Baptcare The Orchards - Doncaster (19354)	2	0	0	2	2	0	R
85	VIC	Baptcare Wyndham Lodge (2954)	232	101	71	131	131	30	R
86	VIC	Belvedere Aged Care	47	39	0	8	0	11	R
87	VIC	Benetas Colton Close	4	1	0	3	0	0	A
88	VIC	Benetas St Georges (2989)	70	32	20	38	38	12	R
89	VIC	Bethel Aged Care	5	4	2	1	1	0	R
90	VIC	Bill Crawford Lodge (2961)	5	2	2	3	3	0	R
91	VIC	BlueCross Autumdale (1995)	54	24	11	30	30	13	R
92	VIC	Bluecross Baradine (5990)	2	0	0	2	2	0	R
93	VIC	BlueCross Chelsea Manor (5417)	5	0	0	5	5	0	R
94	VIC	BlueCross Glengowrie	61	44	0	17	0	3	R
95	VIC	Bluecross Ivanhoe (1779)	5	0	0	5	5	0	R
96	VIC	Bluecross Riverlea (5175)	3	0	0	3	3	0	R

No.	State	Residential Aged Care Facility	Total Cases	Resident total	Resident resolved	Staff total	Staff Resolved	Resident deaths ^{8 9}	Resolved / Active
97	VIC	Bluecross Silverwood (5361)	2	0	0	2	2	0	R
98	VIC	BlueCross The Boulevard (5926)	69	36	22	33	33	14	R
99	VIC	Boyne Russell Nursing Home (2983)	2	0	0	2	2	0	R
100	VIC	Bupa Edithvale (3004)	78	44	26	34	34	18	R
101	VIC	Bupa Greensborough (5702)	2	0	0	2	2	0	R
102	VIC	Bupa Sunshine (2834)	2	0	0	2	2	0	R
103	VIC	Bupa Templestowe (19281)	11	3	1	8	8	2	R
104	VIC	Bupa Traralgon (8025)	19	7	5	12	12	2	R
105	VIC	BUPA Woodend (2728)	4	1	1	3	3	0	R
106	VIC	Campbell Place (Second Outbreak)	13	7	0	6	5	0	R
107	VIC	Campbell Place Aged Care Facility (1794)	4	2	0	2	0	0	R
108	VIC	Campbell Place Aged Care Facility (1794)	2	0	0	2	2	0	R
109	VIC	Carrum Downs Private Nursing Home	7	5	0	2	0	0	A
110	VIC	Centennial Lodge	43	35	0	8	0	2	A
111	VIC	Chomley House Hostel (1990)	2	0	0	2	2	0	R

No.	State	Residential Aged Care Facility	Total Cases	Resident total	Resident resolved	Staff total	Staff Resolved	Resident deaths ^{8 9}	Resolved / Active
112	VIC	Churches of Christ Care Arcadia Aged Care Service Essendon (5927)	22	10	6	12	12	4	R
113	VIC	Coppin Centre Melbourne (2134)	35	25	0	10	2	0	A
114	VIC	Corpus Christi Aged Care Residence (6003) - Villa Maria Catholic Homes	3	0	0	3	3	0	R
115	VIC	Craigcare Berwick (2770) second outbreak	2	0	0	2	0	0	R
116	VIC	Craigcare Pascoe Vale (2722)	94	47	31	47	47	16	R
117	VIC	Cumberland Manor (2818)	107	53	42	54	54	11	R
118	VIC	Donwood Nursing Home	4	3	0	1	0	0	A
119	VIC	Doutta Galla Footscray (third outbreak)	4	2	0	2	0	0	R
120	VIC	Doutta Galla Lynch's Bridge	11	8	0	3	0	3	R
121	VIC	Doutta Galla Footscray 2. (6909)	56	30	21	26	26	9	R
122	VIC	Doutta Galla Lynch's Bridge (2124)	2	0	0	2	2	0	R
123	VIC	Doutta Galla Wornack (2140)	42	20	12	22	22	8	R
124	VIC	Doutta Galla Yarraville (2144)	86	42	25	44	44	17	R
125	VIC	Edenvale Manor Aged Care Facility (2333)	20	14	10	6	6	4	R

No.	State	Residential Aged Care Facility	Total Cases	Resident total	Resident resolved	Staff total	Staff Resolved	Resident deaths ^{8 9}	Resolved / Active
126	VIC	Elly Kay ACF Mordialloc (2154) - BlueCross	2	1	0	1	1	1	R
127	VIC	Embracia in Reservoir (third outbreak)	25	16	0	9	0	5	R
128	VIC	Embracia Moonee Valley (8030)	61	26	17	35	35	9	R
129	VIC	Embracia Moonee Valley (Second Outbreak)	2	0	0	2	0	0	R
130	VIC	Emmavale Gardens - Menarock Life Lower Templestowe (2297)	4	1	1	3	3	0	R
131	VIC	Epping Gardens (22843)	190	103	65	87	87	38	R
132	VIC	Essendon Aged Care (2825) - Menarock Life	47	20	13	27	27	7	R
133	VIC	Estia Altona Meadows (Second Outbreak)	2	1	0	1	0	0	R
134	VIC	Estia Health Ardeer (2835)	133	49	32	84	84	17	R
135	VIC	Estia Health Glen Waverley (8076)	6	2	2	4	4	0	R
136	VIC	Estia Health Heidelberg West (2314)	97	29	19	68	67	10	R
137	VIC	Estia Health Keilor (2844)	4	2	2	2	2	0	R
138	VIC	Estia Health Keilor 2. (2844)	42	24	18	18	18	6	R
139	VIC	Estia Health Keysborough (2328)	21	8	5	13	13	3	R
140	VIC	Estia Health South Morang	79	56	49	23	15	8	R

No.	State	Residential Aged Care Facility	Total Cases	Resident total	Resident resolved	Staff total	Staff Resolved	Resident deaths ^{8 9}	Resolved / Active
141	VIC	Eva Tilley Memorial Hostel	8	4	0	4	0	0	R
142	VIC	Ferndale Gardens Aged Care Services	35	19	0	16	0	1	R
143	VIC	Florence Aged Care (6839)	46	28	20	18	18	8	R
144	VIC	Forest Lodge Residential Aged Care	16	14	0	2	0	0	A
145	VIC	Fronitha Clayton Aged Care Facility	2	0	0	2	0	0	R
146	VIC	Fronitha Thalpori Aged Care Services - St Albans (5474)	36	25	0	11	2	1	A
147	VIC	Glanville Village	5	4	0	1	0	2	A
148	VIC	Glendale Aged Care (1889)	93	45	29	48	48	16	R
149	VIC	Glendale Aged Care (Second Outbreak)	3	0	0	3	0	0	R
150	VIC	Glenlyn Aged Care Facility (2725)	63	40	36	23	23	4	R
151	VIC	Grace of Mary Greek Cypriot Elderly Hostel (2276)	55	22	11	33	33	11	R
152	VIC	Grand Cedar	2	0	0	2	0	0	R
153	VIC	Gregory Lodge (3028) - Royal Freemasons	66	39	24	27	27	15	R
154	VIC	Hammond Care Caulfield Village Aged Care Facility (2334)	2	2	2	0	0	0	R

No.	State	Residential Aged Care Facility	Total Cases	Resident total	Resident resolved	Staff total	Staff Resolved	Resident deaths ^{8 9}	Resolved / Active
155	VIC	Holloway Aged Care Services (2116)	3	1	0	2	2	1	R
156	VIC	Holloway Aged Care Services (Second Outbreak)	2	1	0	1	0	0	R
157	VIC	James Barker House (2263)	3	1	1	2	2	0	R
158	VIC	Japara Central Park (2769)	40	18	15	22	22	3	R
159	VIC	Japara Central Park (Second Outbreak)	5	4	0	1	0	0	R
160	VIC	Japara Elanora (5312)	63	31	19	32	32	12	R
161	VIC	Japara Goonawarra (3026)	103	53	33	50	50	20	R
162	VIC	Japara Kingston Gardens (1992)	3	1	0	2	0	0	R
163	VIC	Japara Millward (2323)	36	19	15	17	17	4	R
164	VIC	Japara The Regent (27311)	42	21	18	21	21	3	R
165	VIC	Japara Trugo Place	2	0	0	2	0	0	R
166	VIC	Japara Viewhills Manor	4	3	0	1	0	0	R
167	VIC	Kalyna Care (1921)	101	57	31	44	44	26	R
168	VIC	Kerala Manor	2	1	0	1	0	0	A
169	VIC	Kirkbrae Presbyterian Homes (2894)	115	61	40	54	54	21	R

No.	State	Residential Aged Care Facility	Total Cases	Resident total	Resident resolved	Staff total	Staff Resolved	Resident deaths ^{8 9}	Resolved / Active
170	VIC	Langford Grange	36	31	0	5	0	7	R
171	VIC	Lifeview Emerald Glades (5386)	23	18	3	5	0	0	R
172	VIC	Liscombe House (2015)	2	0	0	2	2	0	R
173	VIC	Little Sisters of the Poor, Northcote (2169)	3	1	0	2	1	1	R
174	VIC	Lynden Aged Care (1861)	3	1	1	2	2	0	R
175	VIC	Maculata Place Shepparton Villages (2107)	3	1	1	2	2	0	R
176	VIC	Martin Luther Homes (1951)	2	0	0	2	2	0	R
177	VIC	McGregor Gardens Aged Care (2874) - Menarock Life	4	1	1	3	3	0	R
178	VIC	McGregor Gardens Aged Care (Third outbreak)	12	12	0	0	0	2	A
179	VIC	Mecwacare John Atchison Centre (26621)	84	45	27	39	39	18	R
180	VIC	Mercy Place Dandenong (1944)	21	13	10	8	8	3	R
181	VIC	Mercy Place East Melbourne (5928) second outbreak)	5	3	0	2	0	0	R
182	VIC	Mercy Place Montrose (2994)	2	0	0	2	2	0	R
183	VIC	Mercy Place Parkville (6493)	97	58	36	39	39	22	R

No.	State	Residential Aged Care Facility	Total Cases	Resident total	Resident resolved	Staff total	Staff Resolved	Resident deaths ^{8 9}	Resolved / Active
184	VIC	Mercy Place Templestowe (1978)	2	1	1	1	1	0	R
185	VIC	Mercy Place Wyndham (2862)	5	2	1	3	3	1	R
186	VIC	Mitchell House Hostel Morwell (1880)	2	1	1	1	1	0	R
187	VIC	Montefiore Homes Community Residence - Jewish Care Hannah and Daryl Cohen Centre Windsor Aged Care Facility (1783)	67	33	31	34	34	2	R
188	VIC	Newmans on the Park	2	0	0	2	0	0	R
189	VIC	Olivet Aged Persons Home (Second Outbreak)	40	29	0	11	0	3	A
190	VIC	Opal Hobsons Bay Altona North (2285)	37	22	13	15	15	9	R
191	VIC	Opal Meadow Heights Care Community	34	25	13	9	0	13	R
192	VIC	Opal South Valley (5199)	56	32	24	24	24	8	R
193	VIC	Ottoman Village Aged Care	30	22	0	8	0	2	R
194	VIC	Outlook Gardens Aged Care (1935)	99	41	28	58	58	13	R
195	VIC	Outlook Gardens Aged Care (second outbreak)	3	2	0	1	0	0	A
196	VIC	P.S. Hobson Nursing Home (2976)	2	0	0	2	1	0	R
197	VIC	Point Cook Manor Aged Care (7466)	2	0	0	2	2	0	R

No.	State	Residential Aged Care Facility	Total Cases	Resident total	Resident resolved	Staff total	Staff Resolved	Resident deaths ^{8 9}	Resolved / Active
198	VIC	Princeton View (6033)	71	28	19	43	43	9	R
199	VIC	Rathdowne Place Aged Care, Carlton (7104)	9	1	1	8	8	0	R
200	VIC	Rathdowne Place Aged Care (second outbreak)	2	1	0	1	0	0	A
201	VIC	Regis Brighton (5542)	67	24	13	43	43	11	R
202	VIC	Regis Cranbourne (5316)	2	0	0	2	2	0	R
203	VIC	Regis Dandenong North	28	23	0	5	0	1	R
204	VIC	Regis Fawkner (3030)	5	4	3	1	1	1	R
205	VIC	Regis Fawkner (Second Outbreak)	26	19	17	7	7	2	R
206	VIC	Regis Macleod (2654)	2	0	0	2	2	0	R
207	VIC	Regis Macleod 2 (2654)	2	0	0	2	2	0	R
208	VIC	Riddell Gardens, Sunbury (5594)	2	2	0	0	0	2	R
209	VIC	Rosehill Aged Care (2682) - Menarock Life	82	51	34	31	31	17	R
210	VIC	Royal Freemasons - Monash Gardens (2009)	2	0	0	2	2	0	R
211	VIC	Ruckers Hill (5485) - BlueCross	108	48	36	60	60	12	R
212	VIC	Sacred Heart Community	21	18	0	3	0	1	R

No.	State	Residential Aged Care Facility	Total Cases	Resident total	Resident resolved	Staff total	Staff Resolved	Resident deaths ^{8 9}	Resolved / Active
213	VIC	Sheriden Aged Care (2206) (Kyabram District Health Service)	5	2	0	3	3	0	R
214	VIC	St Basil's Home for the Aged in Victoria (1909)	191	94	49	97	97	45	R
215	VIC	St Vincent Care Services Eltham (2167)	2	0	0	2	2	0	R
216	VIC	Sunlight Residential Aged Care (Second Outbreak)	3	1	0	2	0	0	R
217	VIC	Sutton Park Assisted Aged Care (5363)	77	46	39	31	31	7	R
218	VIC	Talbot Place (2268)	2	0	0	2	1	0	R
219	VIC	The Ashley	3	2	0	1	0	0	R
220	VIC	The Bays Aged Care Facility	21	17	12	4	4	4	R
221	VIC	The Belmont Residential Aged Care	6	5	0	1	0	0	R
222	VIC	Twin Parks Aged Care - Reservoir (2054)	125	79	57	46	46	22	R
223	VIC	Uniting Agewell Box Hill (1847)	2	0	0	2	2	0	R
224	VIC	Uniting AgeWell Kingsville (2110)	2	0	0	2	2	0	R
225	VIC	Uniting AgeWell Kingsville (2110) Second outbreak	8	6	0	2	0	2	A
226	VIC	Uniting AgeWell Preston 2 (2748)	2	0	0	2	2	0	R
227	VIC	Uniting AgeWell Strathdon	19	13	0	6	0	1	R

No.	State	Residential Aged Care Facility	Total Cases	Resident total	Resident resolved	Staff total	Staff Resolved	Resident deaths ^{8 9}	Resolved / Active
228	VIC	Unting AgeWell Preston	2	1	0	1	0	0	R
229	VIC	Victoria Grange RACF	9	6	5	3	0	0	R
230	VIC	Villa Maria Catholic Homes Berwick Aged Care Residence (2257)	8	5	5	3	3	0	R
231	VIC	Villa Maria Catholic Homes St Bernadette's Aged Care Residence	2	1	0	1	0	0	R
232	VIC	Villa Maria Catholic Homes St Bernadette's Aged Care Residence (2081)	2	4	1	13	13	3	R
233	VIC	Villa Maria Catholic Homes St Bernadette's Aged Care Residence (2081) second outbreak	20	17	0	3	0	0	A
234	VIC	Villa Maria Catholic Homes Wantirna Aged Care Residence (Third Outbreak)	31	26	5	5	2	1	A
235	VIC	Village Glen Aged Care Residences - Mornington (5911)	38	21	16	17	17	5	R
236	VIC	Village Glen Aged Care Residences – Mornington (second outbreak)	13	10	0	3	0	0	A
237	VIC	Water Gardens	44	37	25	7	2	3	A
238	VIC	Weary Dunlop Retirement Village	2	1	0	1	0	0	R

No.	State	Residential Aged Care Facility	Total Cases	Resident total	Resident resolved	Staff total	Staff Resolved	Resident deaths ^{8 9}	Resolved / Active
239	VIC	Western Health - Hazeldean Transition Care (6137)	33	22	15	11	11	7	R
240	VIC	Westernport Nursing Home (2196)	2	0	0	2	2	0	R
241	VIC	Westernport Nursing Home (second Outbreak)	11	9	9	2	2	0	R
242	VIC	Westgarth (5940) - BlueCross	32	14	8	18	18	6	R
243	VIC	Wintringham Eunice Seddon Home	2	0	0	2	0	0	R
244	WA	Aegis Ascot, WA Department of Health (5957)	2	0	0	2	2	0	R