



CURRENT STATUS OF CONFIRMED CASES

182,870

Total cases

1,841

Total deaths

18,606

Active cases

133

CURRENT CASES
INTENSIVE CARE UNITS (ICU)

ACT	NSW	NT	QLD	SA	TAS	VIC	WA
1	42	0	0	0	0	90	0

851

CURRENT CASES
ADMITTED TO HOSPITALS

ACT	NSW	NT	QLD	SA	TAS	VIC	WA
1	254	5	12	0	0	579	0

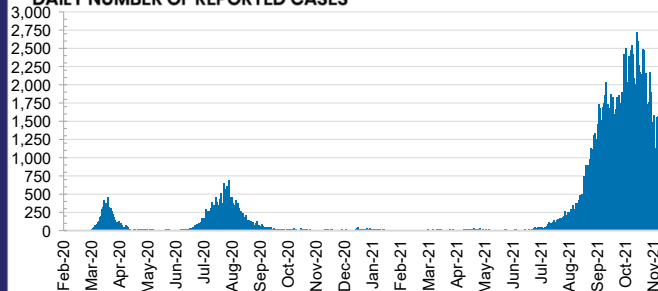
44,718,873

0.4% POSITIVE

TOTAL TESTS
CONDUCTED

ACT	NSW	NT	QLD
573,736	20,396,487	456,299	4,736,216
POSITIVE	POSITIVE	POSITIVE	POSITIVE
0.3%	0.4%	0.1%	0.0%
SA	TAS	VIC	WA
2,441,807	396,675	13,825,363	1,892,290
POSITIVE	POSITIVE	POSITIVE	POSITIVE
0.0%	0.1%	0.7%	0.1%

DAILY NUMBER OF REPORTED CASES

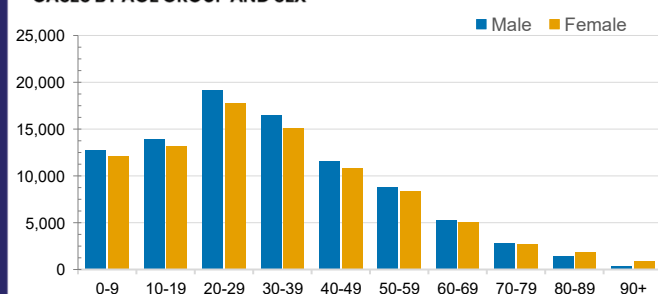


CASES IN AGED CARE SERVICES

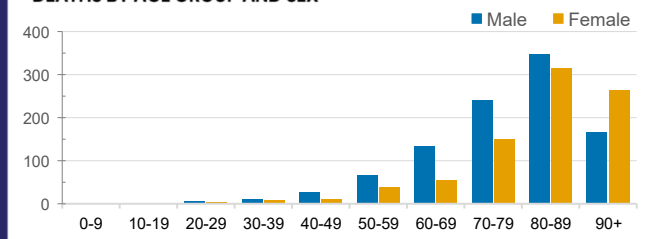
Confirmed Cases	Australia	ACT	NSW	NT	QLD	SA	TAS	VIC	WA
Residential Care Recipients	3115 [1587] (835)	15 [8] (7)	485 [118] (96)	0	1 (1)	0	1 (1)	2613 [1461] (730)	0
In Home Care Recipients	118 [75] (10)	0	34 [15] (2)	0	8 [8]	1 [1]	5 [3] (2)	69 [48] (5)	1 (1)

Cases in care recipients [recovered] (deaths)

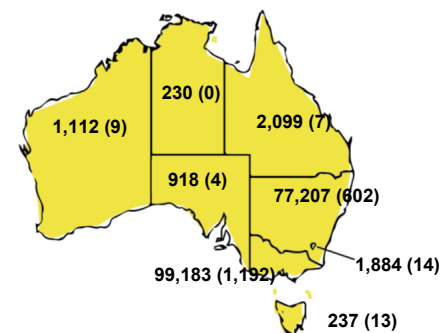
CASES BY AGE GROUP AND SEX



DEATHS BY AGE GROUP AND SEX

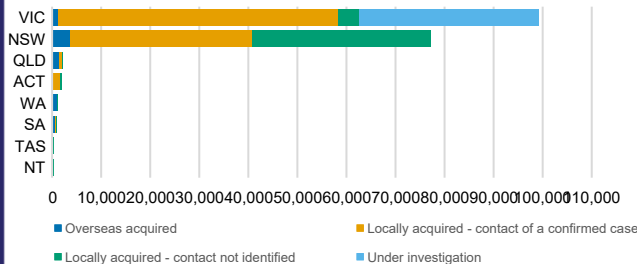


CASES (DEATHS) BY STATE AND TERRITORIES



CASES BY SOURCE OF INFECTION

Australia (% of all confirmed cases)



PUBLIC HEALTH RESPONSE MEASURE

Proportion of total cases under investigation

