



**CURRENT STATUS OF CONFIRMED CASES**



**221**



ACT	NSW	NT	QLD	SA	TAS	VIC	WA
5	81	0	0	0	0	135	0

**1,113**



ACT	NSW	NT	QLD	SA	TAS	VIC	WA
9	343	2	12	0	0	747	0

**43,238,665**

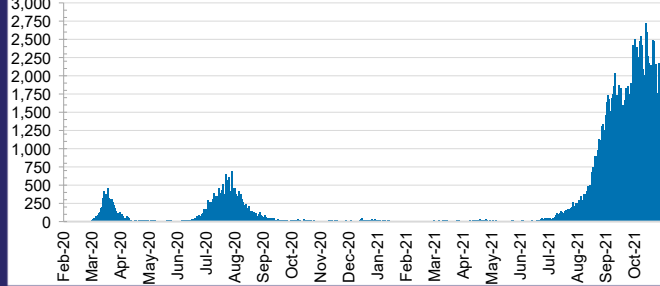


**0.4% POSITIVE**

**TOTAL TESTS  
CONDUCTED**

ACT	NSW	NT	QLD
556,501	19,647,474	433,578	4,664,045
POSITIVE	POSITIVE	POSITIVE	POSITIVE
0.3%	0.4%	0.1%	0.0%
SA	TAS	VIC	WA
2,404,464	390,741	13,280,583	1,861,279
POSITIVE	POSITIVE	POSITIVE	POSITIVE
0.0%	0.1%	0.7%	0.1%

**DAILY NUMBER OF REPORTED CASES**

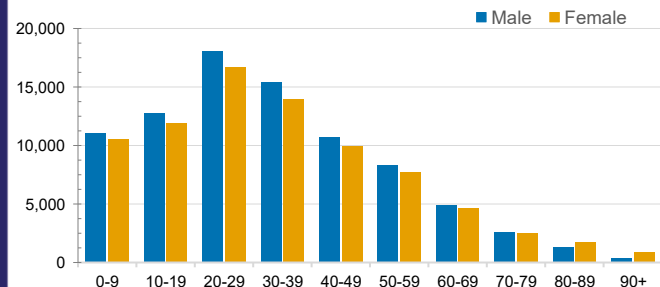


**CASES IN AGED CARE SERVICES**

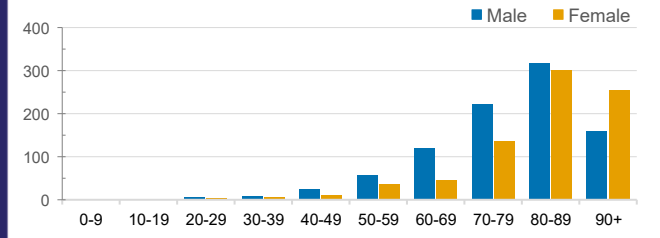
Confirmed Cases	Australia	ACT	NSW	NT	QLD	SA	TAS	VIC	WA
Residential Care Recipients	2920 [1465] (797)	15 [8] (7)	480 [89] (87)	0	1 (1)	0	1 (1)	2428 [1368] (701)	0
In Home Care Recipients	117 [75] (10)	0	34 [15] (2)	0	8 [8]	1 [1]	5 [3] (2)	68 [48] (5)	1 (1)

Cases in care recipients [recovered] (deaths)

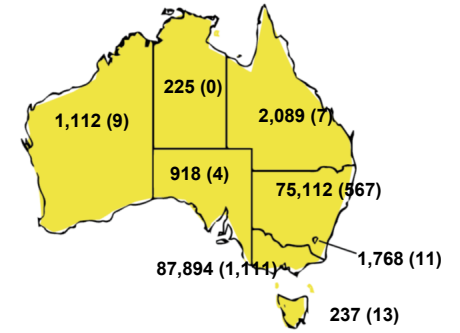
**CASES BY AGE GROUP AND SEX**



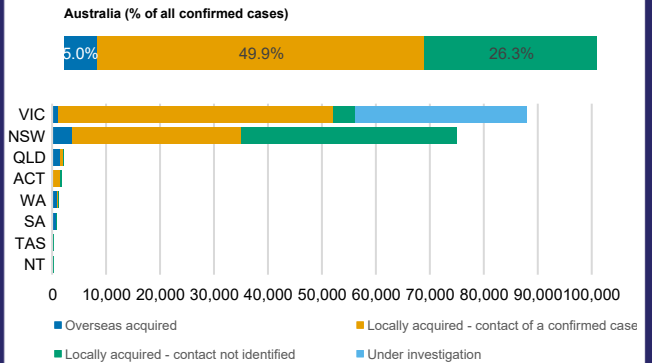
**DEATHS BY AGE GROUP AND SEX**



**CASES (DEATHS) BY STATE AND TERRITORIES**



**CASES BY SOURCE OF INFECTION**



**PUBLIC HEALTH RESPONSE MEASURE**

