



### CURRENT STATUS OF CONFIRMED CASES

196,978

Total cases

1,938

Total deaths

12,577

Active cases

84

CURRENT CASES  
INTENSIVE CARE UNITS (ICU)

ACT	NSW	NT	QLD	SA	TAS	VIC	WA
1	28	0	0	0	0	55	0

538

CURRENT CASES  
ADMITTED TO HOSPITALS

ACT	NSW	NT	QLD	SA	TAS	VIC	WA
3	191	25	7	0	0	312	0

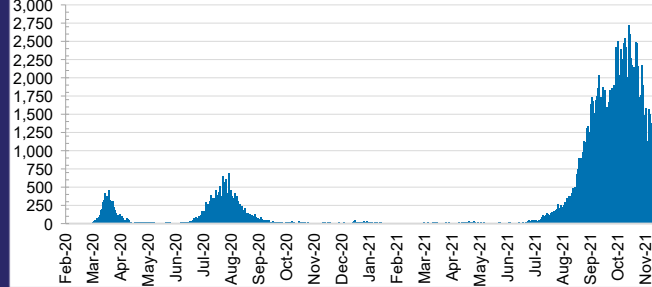
46,464,753

0.4% POSITIVE

TOTAL TESTS  
CONDUCTED

ACT	NSW	NT	QLD
608,538	21,184,639	481,358	4,832,937
POSITIVE	POSITIVE	POSITIVE	POSITIVE
0.3%	0.4%	0.1%	0.0%
SA	TAS	VIC	WA
2,492,799	404,613	14,540,011	1,919,858
POSITIVE	POSITIVE	POSITIVE	POSITIVE
0.0%	0.1%	0.8%	0.1%

### DAILY NUMBER OF REPORTED CASES

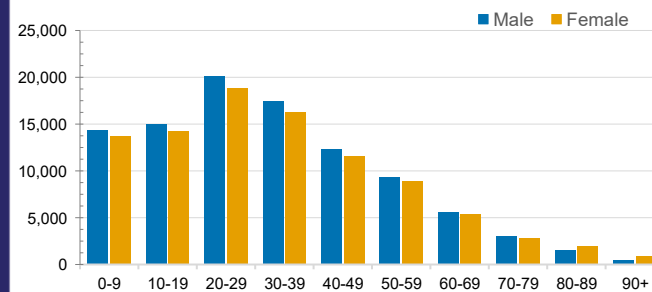


### CASES IN AGED CARE SERVICES

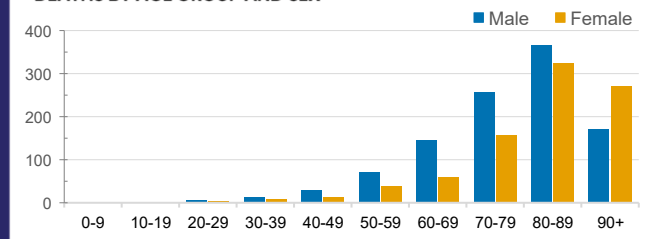
Confirmed Cases	Australia	ACT	NSW	NT	QLD	SA	TAS	VIC	WA
	3280	17 [8]	492	0	1 (1)	0	1 (1)	2768	0
Residential Care Recipients	[1698]	(7)	[118]					[1572]	
In Home Care Recipients	(848)		(98)					(741)	
	122 [76]	0	34 [15]	0	8 [8]	1 [1]	5 [3] (2)	73 [49]	1 (1)
	(10)		(2)					(5)	

Cases in care recipients [recovered] (deaths)

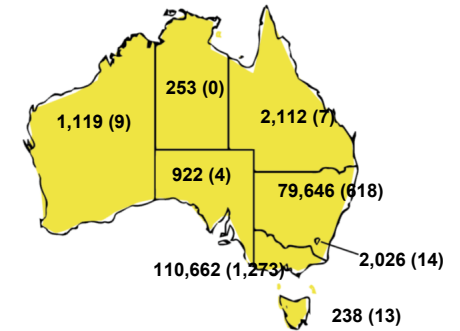
### CASES BY AGE GROUP AND SEX



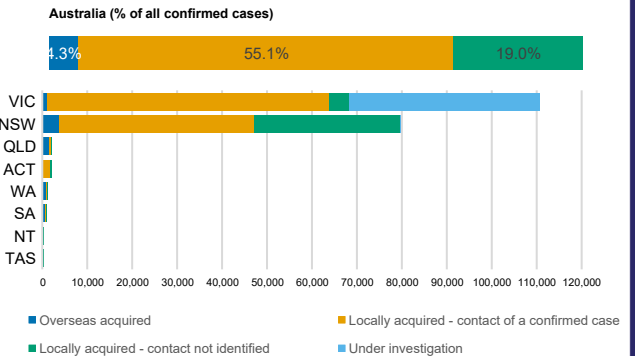
### DEATHS BY AGE GROUP AND SEX



### CASES (DEATHS) BY STATE AND TERRITORIES



### CASES BY SOURCE OF INFECTION



### PUBLIC HEALTH RESPONSE MEASURE

