



COVID-19 outbreaks in Australian residential aged care facilities

National snapshot

As at 8:00am on 29 October 2021 there are 511 active cases of COVID-19 related to aged care across 53 residential aged care facilities.

Table 1: Aged Care COVID-19 data as at 0800 on 29 October 2021¹

Active outbreaks	53
Active resident cases	365
Active staff cases	146
Deaths this calendar year	112 ^{2 3}
Total number of residential aged care facilities that have had an outbreak	412
Total number of outbreaks at residential aged care facilities	477
Number of residential aged care facilities with resolved outbreaks	353 (422 outbreaks closed)
Number of residential aged care facilities with resolved outbreaks with only one case (resident or staff member) of COVID-19	229
Total resident cases	2,920
Recovered resident cases	2,192
Total staff cases	2,750
Recovered staff cases	2,605

¹ Includes transition care

² In New South Wales, COVID-19 death is defined as a death in a confirmed case unless there is a clear alternative cause of death that cannot be related to COVID-19. There should be no period of complete recovery from COVID-19 between illness and death.

³ The Victorian Department of Health and Human Services defines a COVID death as any death that occurs within 28 days of a positive COVID test result.

Analysis

Current situation in Australia

As at 12:00 hrs 29 October 2021 there has been a total of 165,904 cases of COVID-19 reported, including 26,536⁴ active cases and 1,696 deaths in Australia.

As at 8:00 am 29 October 2021 there are 34 active outbreaks in Australia with more than 1 COVID-19 positive case:

- 15 resident cases (including 7 deaths) and 4 staff cases of COVID-19 in Calvary Haydon Retirement Community, Bruce, ACT;
- 26 resident cases (including 4 resident deaths) and 6 staff cases of COVID-19 in IRT Tarrawanna Care Centre, Illawarra, NSW;
- 6 resident cases of COVID-19 in Southern Cross Care Lavington RACF, NSW;
- 29 resident cases (including 3 deaths) and 6 staff cases of COVID-19 in Mercy Place Albury, NSW;
- 20 resident cases (including 1 death) and 11 staff cases of COVID-19 in Arcare Keysborough, VIC;
- 2 staff cases of COVID-19 in Ashleigh House Hostel, VIC;
- 1 resident case and 1 staff case of COVID-19 in Assisi Centre Aged Care, VIC;
- 36 resident cases (including 6 deaths) and 8 staff cases of COVID-19 in Belvedere Aged Care, VIC;
- 4 resident cases and 1 staff case of COVID-19 in Bethel Aged Care, VIC;
- 44 resident cases (including 4 deaths) and 17 staff cases of COVID-19 in BlueCross Glengowrie, VIC;
- 2 active resident cases and 2 staff cases of COVID-19 in Campbell Place, VIC;
- 2 active staff cases of COVID-19 in Craigcare Berwick, VIC;
- 2 resident cases and 2 staff active cases of COVID-19 in Doutta Galla Footscray, VIC;
- 7 resident cases and 3 staff active cases of COVID-19 in Doutta Galla Lynch's Bridge, VIC;
- 53 resident cases (including 1 COVID related death) and 18 active staff cases of COVID-19 in Estia Health South Morang, VIC;
- 3 active staff cases of COVID-19 in Glendale Aged Care (second outbreak), VIC;
- 1 resident case and 1 staff case of COVID-19 in Holloway Aged Care Services (second outbreak)
- 1 resident case and 2 staff cases of COVID-19 in Japara Kingston Gardens, VIC;
- 32 residents cases (including 6 deaths) and 5 staff cases of COVID-19 in Langford Grange, VIC;
- 8 resident active cases of COVID-19 in Lifeview Emerald Glades; VIC
- 3 resident cases and 2 staff cases of COVID-19 in Mercy Place East Melbourne, VIC;
- 3 staff cases of COVID-19 in Olivet Aged Persons Home, VIC;
- 25 resident cases (including 13 COVID related deaths) and 9 active staff cases of COVID-19 in Opal Meadow Heights Care Community, VIC;
- 22 active resident cases (including 1 COVID related death) and 8 staff cases of COVID-19 in Ottoman Village Aged Care, NSW;

⁴ Classification of active cases varies by jurisdiction.

- 23 resident cases (including 1 COVID related death) and 4 active staff cases of COVID-19 in Regis Dandenong, VIC;
- 19 resident cases (including 2 COVID related deaths) and 7 staff cases of COVID-19 in Regis Fawkner, VIC;
- 18 active resident cases and 3 active staff cases of COVID-19 in Sacred Heart Community, VIC;
- 17 residents cases (including 3 COVID related deaths) and 4 staff cases of COVID-19 in The Bays Aged Care Facility, VIC;
- 5 resident cases and 1 staff case of COVID-19 in The Belmont Residential Aged Care, VIC;
- 12 resident cases (including 2 deaths) and 2 staff cases of COVID-19 in Uniting AgeWell Strathdon, VIC;
- 5 active resident and 2 active staff cases of COVID-19 in Victoria Grange RACF, VIC;
- 18 resident cases and 3 active staff cases of COVID-19 in Water Gardens, VIC;
- 9 resident cases and 2 staff cases of COVID-19 in Westernport Nursing Home (second outbreak), and;
- 2 active staff cases of COVID-19 in Wintringham Eunice Seddon Home.

In NSW, all residential age care facilities are being monitored through the NSW Aged Care State Health Emergency Operations Centre. A Commonwealth Health Departmental officer is embedded with the NSW State Health Emergency Operations Centre, with additional supports activated as the need arises.

The Victorian Aged Care Response Centre is also fully operational, with Commonwealth and Victorian Government officials working closely together in a coordinated effort to respond to aged care outbreaks across the state.

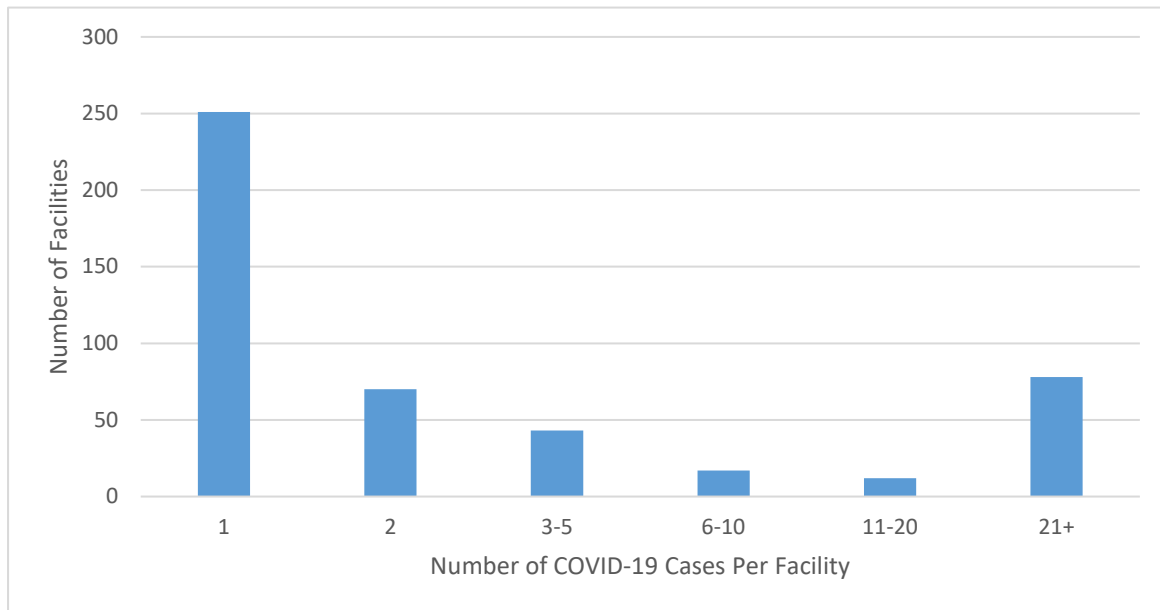
In addition, joint arrangements remain in place between the Commonwealth and the ACT Government to support outbreaks in the ACT.

The Commonwealth is supporting both facilities with workforce surge deployments, including a Clinical First Responder.

Declaring a hotspot for Commonwealth support triggers additional supports, such as the Support for Aged Care Workers in COVID-19 (SACWIC) grant to support providers to implement single site working arrangements in specified locations within the hotspot area and in areas in close proximity to the hotspot area.

Details of current COVID-19 hotspots for Commonwealth support purposes can be found on the Department of Health's website [here](#).

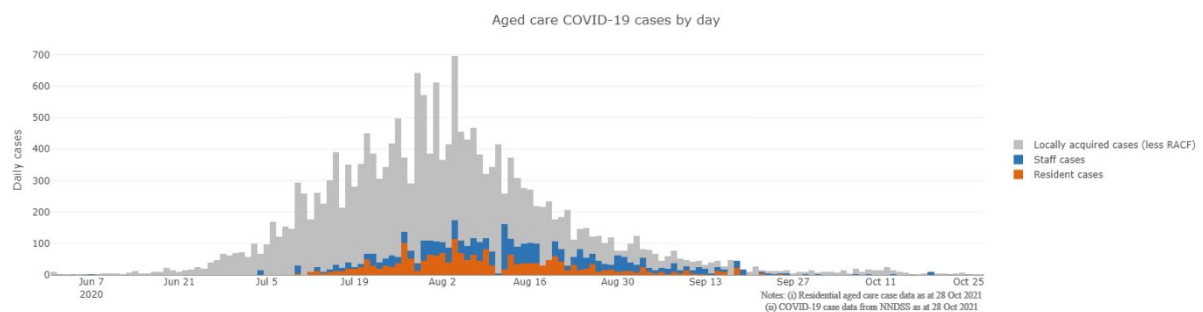
Figure 1: Distribution of Australian residential aged care facilities by total number of cases of COVID-19 (includes staff and resident cases)



Of the 477 residential aged care facilities that have had a case(s) of COVID-19, 251 facilities (53 per cent) have had a single case of COVID-19. As at 29 October 2021, 85 per cent of all residential aged care facilities have had no cases of COVID-19 in residents or staff.

Figure 2: Number of daily reported COVID-19 cases in Australian residential aged care Facilities overlaid with national locally acquired cases⁵.

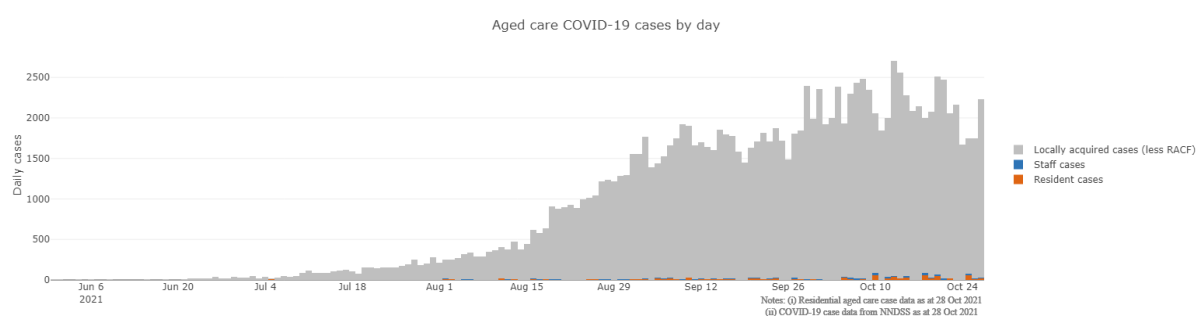
June to October 2020



⁵ National daily cases sourced from NNDSS data as at 7 October 2021 and are filtered to locally acquired cases. Case numbers reflect the date of reporting which may differ to diagnosis date. Residential aged care facility staff and resident data sourced from the Department of Health Aged Care COVID Liaison Team. Totals reflect the date of case report and may be affected by delayed reporting.

'RACF' refers to cases in residential aged care facilities (staff and residents)

June to October 2021



International comparisons

During the COVID-19 pandemic, no country has been able to avoid outbreaks or deaths in residential aged care when there has been widespread community transmission.

The Australian death rate is 0.43 per cent (4.3 in 1,000) against the total number of residential aged care beds across the country.

By comparison, Canada has experienced almost 20 times the number of deaths in care homes than Australia as at 26 October 2021.

- As at 26 October 2021, Canada had experienced 28,682 deaths. This includes 15,535 deaths at residential in care homes (or 55 per cent).
- 49 per cent of all aged care homes in Canada have had reported cases of COVID-19 in residents or staff (compared to 13 per cent in Australia).

Workforce in active residential aged care outbreaks

As at 29 October 2021, workforce surge staff have around 50,000 shifts in aged care services impacted by COVID-19 and deployed over 4,600 individual workers, including GPs, nurses, care workers, allied health workers, executive and ancillary staff. This includes:

Table 2: Workforce resources supplied to residential aged care facilities

Agency	Resources Supplied (as at 29 October 2021)
State and NACER (National Aged Care Emergency Response) Teams	Tasmanian Government: 7 clinical and 2 support staff. Western Australian Government: 19 clinical personnel and 4 support staff. South Australian Government: 18 clinical personnel and 4 support staff. 12 NACER teams (70 personnel) have been deployed. The deployment of State and NACER teams is now complete.
Recruitment, Consulting, and Staffing Association (RCSA)	Staff supplied to fill 31,352 shifts.
Healthcare Australia	Staff supplied filled 5,332 shifts for workforce surge and 2,295 shifts for NACER teams.

Agency	Resources Supplied (as at 29 October 2021)
Mable	Supplied 130 staff to fill 2,711 shifts.
Aspen Medical	Supplied 283 staff to fill 1,084 roles including clinical first responders.
Health X	Supplied 78 staff to fill 5,316 shifts.
Torrens Health	Supplied 2,567 shifts in surge workforce roles.
Residential Aged Care Visitation Assistant (RACVA)	RACVAs completed 1,248 shifts.

Provision of personal protective equipment (PPE)

A range of resources and online training on the use of PPE is available on the Department's website for aged care workers.

Since March 2020, the Commonwealth Government has been working with state and territory governments to ensure aged care facilities have sufficient PPE. PPE is dispatched both directly from the National Medical Stockpile (NMS) and by jurisdictions on the NMS' behalf, depending on the specific circumstances.

As at 25 October 2021, the NMS has provided aged care facilities with approximately:

- 23 million masks
- 7 million gowns
- 19 million gloves
- 6 million goggles and face shields
- 90,000 bottles of hand sanitiser

The NMS remains well positioned to respond rapidly to critical shortages of PPE and other medical supplies anywhere in Australia. This includes a series of bulk dispatches of personal protective equipment (PPE) intended to avert any potential critical supply shortages, as well as urgent deployments to organisations and individuals at risk of exposure to COVID-19.

Testing of aged care residents and staff

Rapid Antigen Testing in Aged Care Facilities

The Australian Government, through the Department of Health, is making available COVID-19 rapid antigen testing (RAT) kits to residential aged care facilities in high transmission-risk areas, to help prevent and contain outbreaks. The program consists of a pilot and a concurrent broader rollout across New South Wales (NSW) and Victoria (Vic).

As of 25 October 2021, a total of **2,143,940 RAT tests** had been delivered or were scheduled for delivery from the National Medical Stockpile (NMS), for an initial 6 weeks supply, to 350 residential aged care facilities in NSW and 191 residential aged care facilities in Vic (541 facilities in total), so they can regularly screen workers and visitors (not residents), on a voluntary basis. Over 1.4 million RAT tests have been delivered in NSW, and over 700,000 in Vic.

RAT tests may be used to screen residents in some circumstances, such as the initial response to outbreaks in residential care settings, as required. More information about this program is available at the Department of Health Website - <https://www.health.gov.au/initiatives-and-programs/rapid-antigen-testing-for-aged-care>.

Eligible residential aged care services in high transmission-risk areas as at 25/10/21*	Total
Residential aged care facilities (RACFs) in NSW †	365
Residential aged care facilities (RACFs) in Vic‡	394
Total number of eligible residential aged care services	759

* Tests to be made available from the National Medical Stockpile (NMS) to Commonwealth-funded providers delivering essential aged care & support services within selected LGAs in NSW.

† Includes Bayside, Blacktown, Burwood, Campbelltown, Canada Bay, Canterbury-Bankstown, Central Coast, Cumberland, Fairfield, Georges River, Hawkesbury, Inner West, Liverpool, Parramatta, Penrith, Shellharbour, Strathfield, Sydney, Wollongong, Includes Dubbo Regional, Mid-Western Regional, Bogan, Bourke, Brewarrina, Coonamble, Gilgandra, Lithgow, Narromine and Walgett.

‡ Hume, Whittlesea, Moreland, Melton, Brimbank, Moonee Valley, Wyndham, Hobsons Bay Darebin, Maribyrnong, Greater Dandenong, Port Phillip, Casey, Cardinia, Mildura and Mitchell

In addition, the Department is concurrently running a RAT pilot program in residential aged care settings. Phase 1 of the pilot commenced on 16 August 2021 and includes ten facilities located in COVID-19 affected areas in Greater Sydney. All 10 of these facilities are now on-boarded with the last facility reporting they commenced testing on Monday 20 September 2021.

As of 25 October 2021, 70 new aged care facilities have joined Phase 2 of the pilot. The pilot will be formally evaluated and be used to inform decisions around scaling and expansion into other settings.

Sonic Weekly Testing

As at 26 October 2021, under contract with the Commonwealth, Sonic Healthcare has conducted 863,639 COVID 19 tests at 2,684 unique residential aged care facilities (RACFs) nationally. Of the 863,639 tests conducted, 4,021 have been positive.

Vaccination in Residential Aged Care Facilities

As at 29 October 2021, a total of 337,066 doses have been administered to residents in residential aged care facilities.

All 883 facilities across NSW have received both a dose 1 and dose 2 Commonwealth in reach vaccination clinic.

In addition 1,430 clinics roving clinics have been held in NSW to provide vaccinations for residents and workers who still require them.

In response to the NSW outbreak, 652 Tier 1 clinics have been delivered in Sydney LGA's of concern.

Infection control and audits

The Aged Care Quality and Safety Commission (Commission) conducted an infection control

monitoring (ICM) program in all Australian jurisdictions, working in partnership with local health authorities. This program was in addition to the Commission’s usual assessment and auditing program, and included spot checks to residential aged care services, without an outbreak, to check compliance with PPE and infection control arrangements. The purpose of the visit was to observe infection control practices, to ensure that staff, management and visitors were adhering to safe personal protective equipment protocols and to safe infection control arrangements as required under the quality standards.

As at 29 October 2021, the Commission had undertaken 2,877 spot checks to observe infection control practices and PPE protocols in residential aged care facilities. The Commission is transitioning to a COVID-normal regulatory response and has ICM Spot Check Visit program. ICM spot check visits will no longer be undertaken as separate activities and will instead progress within the Commission’s usual regulatory operations.

All residential aged care facilities are required to engage an onsite clinical lead to provide leadership and increase capacity in relation to infection prevention and control. The Australian Government is providing a second payment of the COVID-19 supplement to assist facilities in meeting the additional costs of preparing for and responding to COVID-19.

In addition, under the Commonwealth-State Plan to boost aged care preparedness, states and territories are complementing the activity being undertaken by the Commission through additional site visits by state health services at the local level, which includes work relating to infection prevention and control (see Table 3 below). These visits are strengthening state health service relationships with local aged care services as part of the standing up of joint health aged care emergency response centres in each jurisdiction.

The Australian Government is working collaboratively with the states and territories to further bolster infection prevention and control through high quality face-to-face training in the aged care sector. In particular, the Government has committed \$57.8 million to fund states and territories to deliver additional targeted infection prevention and control (IPC) training to enhance RACF staff IPC skills; and undertake prevention, preparedness and response activities to address a COVID-19 outbreak in RACFs, including supporting RACFs to uplift IPC capacity by providing IPC training.

Table 3: Total Quality Assessment and Monitoring Activities with residential services (including IPC), by type and month 1 October 2020 – to 7 October 2021

Regulatory Activities	Oct 20	Nov 20	Dec 20	Jan-21	Feb -21	Mar -21	Apr-21	May -21	Jun 21	Jul-21	Aug-21	Sep -21	Oct-21	Total ⁶
Site visits	485	329	360	291	258	293	149	128	118	87	94	101	74	4,126
Non-site activities	343	467	1,123	356	364	252	138	78	595	524	893	853	279	14,626
Total activities	828	796	1,483	647	622	545	287	206	713	611	987	954	353	18,752

⁶ Please note totals are based on data from March 2020 to October 2021, however above is data from October 2020 to October 2021 for readability.

Appendix 1: National residential aged care services with two or more positive COVID-19 cases

Victorian data is from the Public Health Events Surveillance System (PHESS). Case data for residential aged care facilities in all states except Victoria is collected by the Commonwealth Government.⁷

No.	State	Residential Aged Care Facility	Total Cases	Resident total	Resident resolved	Staff total	Staff Resolved	Resident deaths ^{8 9}	Resolved / Active
1	ACT	Calvary Haydon Retirement Community	19	15	0	4	8	7	A
2	NSW	Advantage Care at Prestons Lodge	25	20	11	5	5	1	R
3	NSW	Alkira Gardens	2	1	0	1	0	0	R
4	NSW	Anglican Care Jesmond Grove	9	7	0	2	0	0	R
5	NSW	Anglicare Mildred Symons House (2nd Outbreak)	17	14	0	3	0	0	R
6	NSW	Ashwood Residential Care Service	3	0	0	3	0	0	R
7	NSW	Beechwood Aged Care	28	24	0	4	0	8	R
8	NSW	Bupa Clemton Park	3	2	0	1	0	0	R
9	NSW	Casa Mia Aged Care Centre (2nd Outbreak)	2	1	0	1	0	0	R
10	NSW	Catholic Healthcare, Holy Spirit Dubbo	17	12	0	5	0	2	R

⁷ Data table provided now excludes outbreaks (both active and resolved) where a single case of COVID-19 has been recorded.

⁸ In Victoria, a death is reported when a person with COVID-19 dies during an active outbreak at an aged care facility, irrespective of the cause of death.

⁹ In New South Wales, COVID-19 death is defined as a death in a confirmed case unless there is a clear alternative cause of death that cannot be related to COVID-19. There should be no period of complete recovery from COVID-19 between illness and death.

No.	State	Residential Aged Care Facility	Total Cases	Resident total	Resident resolved	Staff total	Staff Resolved	Resident deaths ^{8 9}	Resolved / Active
11	NSW	Catholic Healthcare, St Mary's Villa Dubbo	21	16	0	5	0	4	R
12	NSW	Courtlands Aged Care Facility	3	1	0	2	0	0	R
13	NSW	Dorothy Henderson Lodge, BaptistCare	22	17	11	5	5	6	R
14	NSW	Frank and Jess Kennett Home	3	0	0	3	0	0	R
15	NSW	Frederic House	20	18	0	2	0	1	R
16	NSW	Gallipoli Home	25	20	3	5	0	1	R
17	NSW	Greenwood Aged Care	7	6	0	1	0	3	R
18	NSW	Guildford Nursing Home	55	45	0	10	0	6	R
19	NSW	HammondCare Bond House	3	1	0	2	0	0	R
20	NSW	Hawkesbury Living Nursing Home	53	40	10	13	1	7	R
21	NSW	IRT Berlara On the Park	2	0	0	2	0	0	R
22	NSW	IRT Tarrawanna Care Centre	32	26	0	6	0	4	A
23	NSW	Japara Corymbia	2	0	0	2	0	0	R
24	NSW	Jesmond Aged Care	2	0	0	2	0	0	R
25	NSW	Mercy Place Albury	35	29	0	6	0	3	A

No.	State	Residential Aged Care Facility	Total Cases	Resident total	Resident resolved	Staff total	Staff Resolved	Resident deaths ^{8 9}	Resolved / Active
26	NSW	Meredith House Nursing Home	6	2	0	4	0	1	R
27	NSW	Mildred Symons	17	14	0	3	0	0	R
28	NSW	Newmarch House Aged Care Facility	71	37	18	34	34	19	R
29	NSW	Northcourt Nursing Home	28	25	0	3	0	2	R
30	NSW	Opal Aged Care Bankstown (1st Outbreak)	6	3	0	3	3	3	R
31	NSW	Opal Aged Care Bankstown (2nd Outbreak)	3	0	0	3	0	0	R
32	NSW	Opal Canterbury Place Care Community	2	0	0	2	0	0	R
33	NSW	Pacific Lodge	2	0	0	2	0	0	R
34	NSW	Pathways Sailor's Bay	6	4	1	2	0	0	R
35	NSW	Pathways Sailor's Bay (second outbreak)	2	1	0	1	0	0	R
36	NSW	Quakers Hillside Care Community (second outbreak)	2	0	0	2	0	0	R
37	NSW	Regis Elmore Vale	2	0	0	2	0	0	R
38	NSW	Regis Rose Bay	2	0	0	2	0	0	R
39	NSW	RFBI Hawkins Masonic Village, Edgeworth Acadia House (311)	20	14	0	6	0	2	R

No.	State	Residential Aged Care Facility	Total Cases	Resident total	Resident resolved	Staff total	Staff Resolved	Resident deaths ^{8 9}	Resolved / Active
40	NSW	Rosemore Aged Care Facility	2	0	0	2	0	0	R
41	NSW	Southern Cross Care Daceyville	4	4	0	0	0	1	R
42	NSW	Southern Cross Care Lavington RACF	6	6	0	0	0	0	A
43	NSW	St Basil's Randwick	2	1	0	1	0	0	R
44	NSW	St George Aged Care Centre	15	8	5	7	0	3	R
45	NSW	St George Aged Care Centre (2nd Outbreak)	3	1	0	2	0	0	R
46	NSW	St Mary's Villa Residential Aged Care	2	1	0	1	0	0	R
47	NSW	St Simeon Village	2	0	0	2	0	0	R
48	NSW	Stanmore Place Community Care	2	0	0	2	0	0	R
49	NSW	Storm Village - Anglican Care	2	0	0	2	2	0	R
50	NSW	SummitCare Baulkham Hills	13	6	6	7	7	0	R
51	NSW	SummitCare Penrith	3	0	0	3	0	0	R
52	NSW	SummitCare Randwick	2	0	0	2	0	0	R
53	NSW	The Greek Community Home for the Aged	10	7	0	3	0	1	R
54	NSW	Uniting Edinglassie	10	9	0	1	0	2	R

No.	State	Residential Aged Care Facility	Total Cases	Resident total	Resident resolved	Staff total	Staff Resolved	Resident deaths ^{8 9}	Resolved / Active
55	NSW	Uniting Hawkesbury Richmond	2	0	0	2	0	0	R
56	NSW	Uniting Mullauna, Blacktown	3	2	0	1	0	0	R
57	NSW	Uniting Springwood	5	2	0	3	0	1	R
58	NSW	Woollahra Montefiore Home	2	2	0	0	0	0	R
59	NSW	Wyoming Nursing Home	36	27	0	9	0	5	R
60	NSW	Yallabee Village	2	1	0	1	0	0	R
61	NSW	Yallabee Village (2nd outbreak)	15	14	0	1	0	0	R
62	SA	Anglicare Brompton	4	0	0	4	4	0	R
63	TAS	Melaleuca Home for the Aged	2	1	0	1	1	1	R
64	VIC	Arcare Burnside	5	0	0	5	5	0	R
65	VIC	Arcare Craigieburn	82	37	22	45	45	15	R
66	VIC	Arcare Keysborough	31	20	0	11	0	1	A
67	VIC	Arcare Maidstone (1st Outbreak)	7	0	0	7	7	0	R
68	VIC	Arcare Maidstone (2nd Outbreak)	8	3	3	5	5	0	R
69	VIC	Arcare Sydenham	47	22	16	25	25	6	R

No.	State	Residential Aged Care Facility	Total Cases	Resident total	Resident resolved	Staff total	Staff Resolved	Resident deaths ^{8 9}	Resolved / Active
70	VIC	Ashleigh House Hostel	2	0	0	2	0	0	A
71	VIC	Assisi Centre Aged Care (first outbreak)	3	0	0	3	3	0	R
72	VIC	Assisi Centre Aged Care (second outbreak)	2	1	0	1	0	0	A
73	VIC	Aurum Healesville	2	0	0	2	2	0	R
74	VIC	Aurum Plenty	83	47	34	36	36	13	R
75	VIC	Aurum Reservoir	3	0	0	3	3	0	R
76	VIC	Avonlea Grange Hostel	2	0	0	2	2	0	R
77	VIC	Baptcare Brookview Community	21	10	9	11	11	1	R
78	VIC	Baptcare Strathalan Community	2	0	0	2	2	0	R
79	VIC	Baptcare The Orchards Community	2	0	0	2	2	0	R
80	VIC	Baptcare Wyndham Lodge Community	232	101	71	131	131	30	R
81	VIC	Belvedere Aged Care	44	36	0	8	0	6	A
82	VIC	Benetas St George's	70	32	20	38	38	12	R
83	VIC	Bethel Aged Care	5	4	0	1	0	0	A
84	VIC	Bill Crawford Lodge	5	2	2	3	3	0	R

No.	State	Residential Aged Care Facility	Total Cases	Resident total	Resident resolved	Staff total	Staff Resolved	Resident deaths ^{8 9}	Resolved / Active
85	VIC	BlueCross Autumdale	54	24	11	30	30	13	R
86	VIC	BlueCross Baradine	2	0	0	2	2	0	R
87	VIC	BlueCross Chelsea Manor	5	0	0	5	5	0	R
88	VIC	BlueCross Elly Kay	2	1	0	1	1	1	R
89	VIC	BlueCross Glengowie	61	44	0	17	0	4	A
90	VIC	BlueCross Ivanhoe	5	0	0	5	5	0	R
91	VIC	BlueCross Riverlea (1st Outbreak)	3	0	0	3	3	0	R
92	VIC	BlueCross Ruckers Hill	108	48	36	60	60	12	R
93	VIC	BlueCross Silverwood	2	0	0	2	2	0	R
94	VIC	BlueCross The Boulevard	69	36	22	33	33	14	R
95	VIC	BlueCross Westgarth	32	14	8	18	18	6	R
96	VIC	Boyne Russell House	2	0	0	2	2	0	R
97	VIC	Bupa Edithvale	78	44	26	34	34	18	R
98	VIC	Bupa Greensborough	2	0	0	2	2	0	R
99	VIC	Bupa Sunshine	2	0	0	2	2	0	R

No.	State	Residential Aged Care Facility	Total Cases	Resident total	Resident resolved	Staff total	Staff Resolved	Resident deaths ^{8 9}	Resolved / Active
100	VIC	Bupa Templestowe	11	3	1	8	8	2	R
101	VIC	Bupa Traralgon	19	7	5	12	12	2	R
102	VIC	Bupa Woodend	4	1	1	3	3	0	R
103	VIC	Campbell Place Aged Care Facility (first outbreak)	2	0	0	2	2	0	R
104	VIC	Campbell Place Aged Care Facility (second outbreak)	4	2	0	2	0	9	A
105	VIC	Chomley House Hostel	2	0	0	2	2	0	R
106	VIC	Churches of Christ Care Arcadia Aged Care Service Essendon	22	10	6	12	12	4	R
107	VIC	Coppin Centre Melbourne	2	0	0	2	2	0	R
108	VIC	Craigcare Pascoe Vale	94	47	31	47	47	16	R
109	VIC	Cumberland Manor	107	53	42	54	54	11	R
110	VIC	Doutta Galla Footscray Aged Care Facility (1 st Outbreak)	56	30	21	26	26	9	R
111	VIC	Doutta Galla Footscray Aged Care Facility (2 nd Outbreak)	4	2	0	2	0	0	A
112	VIC	Doutta Galla Lynch's Bridge Aged Care Facility	4	0	0	2	2	0	R

No.	State	Residential Aged Care Facility	Total Cases	Resident total	Resident resolved	Staff total	Staff Resolved	Resident deaths ^{8 9}	Resolved / Active
113	VIC	Doutta Galla Lynch's Bridge Aged Care Facility (second outbreak)	10	7	0	3	0	0	A
114	VIC	Doutta Galla Woorack Aged Care Facility	42	20	12	22	22	8	R
115	VIC	Doutta Galla Yarraville Village Aged Care Facility	86	42	25	44	44	17	R
116	VIC	Edenvale Manor Aged Care Facility	20	14	10	6	6	4	R
117	VIC	Embracia Moonee Valley (first outbreak)	61	26	17	35	35	9	R
118	VIC	Embracia Moonee Valley (second outbreak)	2	0	0	2	0	0	R
119	VIC	Embracia at Reservoir	25	16	0	9	0	5	R
120	VIC	Epping Gardens	190	103	65	87	87	38	R
121	VIC	Estia Health Ardeer	133	49	32	84	84	17	R
122	VIC	Estia Health Glen Waverley	6	2	2	4	4	0	R
123	VIC	Estia Health Heidelberg West	97	29	19	68	67	10	R
124	VIC	Estia Health Keilor (1st Outbreak)	4	2	2	2	2	0	R
125	VIC	Estia Health Keilor (2nd Outbreak)	42	24	18	18	18	6	R
126	VIC	Estia Health Keysborough	21	8	5	13	13	3	R
127	VIC	Estia Health South Morang	71	53	0	18	0	1	A

No.	State	Residential Aged Care Facility	Total Cases	Resident total	Resident resolved	Staff total	Staff Resolved	Resident deaths ^{8 9}	Resolved / Active
128	VIC	Eva Tilley Memorial Hostel	8	4	0	4	0	0	R
129	VIC	Ferndale Gardens	35	19	0	16	0	1	R
130	VIC	Florence Aged Care Facility	46	28	20	18	18	8	R
131	VIC	Froniditha Clayton Aged Care Facility	2	0	0	2	0	0	R
132	VIC	Froniditha Thalpori Aged Care Services - St Albans	3	1	0	2	2	1	R
133	VIC	Glendale Aged Care (first outbreak)	93	45	29	48	48	16	R
134	VIC	Glendale Aged Care (second outbreak)	3	0	0	3	0	0	A
135	VIC	Glenlyn Aged Care Facility	63	40	36	23	23	4	R
136	VIC	Grace Of Mary Greek Cypriot Elderly Hostel	55	22	11	33	33	11	R
137	VIC	Grand Cedar	2	0	0	2	0	0	R
138	VIC	HammondCare - Caulfield Village Aged care Facility	2	2	2	0	0	0	R
139	VIC	Campbell Place Aged Care Facility (first outbreak)	3	1	0	2	2	1	R
140	VIC	James Barker House	3	1	1	2	2	0	R
141	VIC	Japara Central Park	40	18	15	22	22	3	R
142	VIC	Japara Elanora	63	31	19	32	32	12	R

No.	State	Residential Aged Care Facility	Total Cases	Resident total	Resident resolved	Staff total	Staff Resolved	Resident deaths ^{8 9}	Resolved / Active
143	VIC	Japara Goonawarra	103	53	33	50	50	20	R
144	VIC	Japara Millward	36	19	15	17	17	4	R
145	VIC	Japara The Regent	42	21	18	21	21	3	R
146	VIC	Japara Trugo Place	2	0	0	2	0	0	R
147	VIC	Japara Viewhills Manor	4	3	0	1	0	0	R
148	VIC	Kalya Care	101	57	31	44	44	26	R
149	VIC	Kirkbrae Kilsyth Nursing Home	115	61	40	54	54	21	R
150	VIC	Langford Grange	37	32	0	5	0	6	A
151	VIC	Lifeview Emerald Glades	8	8	0	0	0	0	A
152	VIC	Liscombe House	2	0	0	2	2	0	R
153	VIC	Little Sisters of the Poor St Joseph's Home	2	1	0	1	1	1	R
154	VIC	Lynden Aged Care	3	1	1	2	2	0	R
155	VIC	Maculata Place Shepparton Villages	3	1	1	2	2	0	R
156	VIC	Martin Luther Homes The Basin	2	0	0	2	2	0	R
157	VIC	Mecwacare John Atchison Centre	84	45	27	39	39	18	R

No.	State	Residential Aged Care Facility	Total Cases	Resident total	Resident resolved	Staff total	Staff Resolved	Resident deaths ^{8 9}	Resolved / Active
158	VIC	Menarock Life Emmavale Gardens	4	1	1	3	3	0	R
159	VIC	Menarock Life Essendon Aged Care	47	20	13	27	27	7	R
160	VIC	Menarock Life McGregor Gardens Aged Care	4	1	1	3	3	0	R
161	VIC	Menarock Life Rosehill Aged Care Facility	82	51	34	31	31	17	R
162	VIC	Mercy Place Dandenong	21	13	10	8	8	3	R
163	VIC	Mercy Place East Melbourne	5	3	0	2	0	0	A
164	VIC	Mercy Place Montrose	2	0	0	2	2	0	R
165	VIC	Mercy Place Parkville	97	58	36	39	39	22	R
166	VIC	Mercy Place Templestowe	2	1	1	1	1	0	R
167	VIC	Mercy Place Wyndham	5	2	1	3	3	1	R
168	VIC	Mitchell House Hostel Morwell	2	1	1	1	1	0	R
169	VIC	Montefiore Homes Community Residence Jewish Care Hannah and Daryl Cohen Centre Windsor Aged Care Facility	67	33	31	34	34	2	R
170	VIC	Newmans on the Park	2	0	0	2	0	0	R
171	VIC	Olivet Aged Persons Home	3	0	0	3	0	0	A

No.	State	Residential Aged Care Facility	Total Cases	Resident total	Resident resolved	Staff total	Staff Resolved	Resident deaths ^{8 9}	Resolved / Active
172	VIC	Opal Hobsons Bay Altona North	37	22	13	15	15	9	R
173	VIC	Opal Meadow Heights Care Community	34	25	0	9	0	13	A
174	VIC	Opal South Valley	56	32	24	24	24	8	R
175	VIC	Ottoman Village Aged Care	30	22	0	8	0	1	A
176	VIC	Outlook Gardens Aged Care	99	41	28	58	58	13	R
177	VIC	Point Cook Manor Aged Care	2	0	0	2	2	0	R
178	VIC	Princeton View	71	28	19	43	43	9	R
179	VIC	Rathdowne Place Carlton	9	1	1	8	8	0	R
180	VIC	Regis Brighton	67	24	13	43	43	11	R
181	VIC	Regis Cranbourne	2	0	0	2	2	0	R
182	VIC	Regis Dandenong North	27	23	0	4	0	1	A
183	VIC	Regis Fawkner (first outbreak)	5	4	3	1	1	1	R
184	VIC	Regis Fawkner (second outbreak)	26	19	0	7	0	2	A
185	VIC	Regis Macleod	2	0	0	2	2	0	R
186	VIC	Regis Macleod (2nd Outbreak)	2	0	0	2	2	0	R

No.	State	Residential Aged Care Facility	Total Cases	Resident total	Resident resolved	Staff total	Staff Resolved	Resident deaths ^{8 9}	Resolved / Active
187	VIC	Riddell Gardens Hostel	2	2	0	0	0	2	R
188	VIC	Royal Freemasons Gregory Lodge	66	39	24	27	27	15	R
189	VIC	Royal Freemasons Monash Gardens Hostel	2	0	0	2	2	0	R
190	VIC	Sacred Heart Community	21	18	0	3	0	0	A
191	VIC	Sheridan Aged Care (Kyabram District Health Service)	3	0	0	3	3	0	R
192	VIC	St Basil's Homes for the Aged in Victoria	191	94	49	97	97	45	R
193	VIC	St Vincent's Care Services Eltham - Eltham Lodge	2	0	0	2	2	0	R
194	VIC	Sunlight Residential Aged Care (second outbreak)	3	1	0	2	0	0	R
195	VIC	Sutton Park Assisted Aged Care	77	46	39	31	31	7	R
196	VIC	The Ashley	3	2	0	1	0	0	R
197	VIC	The Bays Aged Care Facility	21	17	0	4	2	3	A
198	VIC	The Belmont Residential Aged Care	6	5	0	1	0	0	A
199	VIC	Twin Parks Aged Care Centre	125	79	57	46	46	22	R
200	VIC	Uniting AgeWell Box Hill	2	0	0	2	2	0	R
201	VIC	Uniting AgeWell Kingsville	2	0	0	2	2	0	R

No.	State	Residential Aged Care Facility	Total Cases	Resident total	Resident resolved	Staff total	Staff Resolved	Resident deaths ^{8 9}	Resolved / Active
202	VIC	Uniting AgeWell Preston (2nd Outbreak)	2	0	0	2	2	0	R
203	VIC	Uniting AgeWell Strathdon	14	12	0	2	0	2	A
204	VIC	Victoria Grange RACF	7	5	0	2	0	0	A
205	VIC	Villa Maria Catholic Homes Berwick Aged Care Residence (first outbreak)	8	5	5	3	3	0	R
206	VIC	Villa Maria Catholic Homes St Bernadette's Aged Care Residence	2	1	0	1	0	0	R
207	VIC	Villa Maria Catholic Homes Corpus Christi Aged Care Residence	3	0	0	3	3	0	R
208	VIC	Villa Maria Catholic Homes St Bernadette's Aged Care Residence	17	4	1	13	13	3	R
209	VIC	Village Glen Aged Care Residences - Mornington	38	21	16	17	17	5	R
210	VIC	Water Gardens	21	18	8	3	0	0	A
211	VIC	Westernport Nursing Home (first outbreak)	2	0	0	2	2	0	R
212	VIC	Westernport Nursing Home (second outbreak)	11	9	0	2	0	0	A
213	VIC	Wintringham Eunice Seddon Home	2	0	0	2	0	0	A