



# COVID-19 outbreaks in Australian residential aged care facilities

## National snapshot

As at 8:00am on 22 October 2021 there are 513 active cases of COVID-19 related to aged care across 63 residential aged care facilities.

**Table 1: Aged Care COVID-19 data as at 0800 on 22 October 2021<sup>1</sup>**

Active outbreaks	63
Active resident cases	346
Active staff cases	167
Deaths this calendar year	91 <sup>2 3</sup>
Total number of residential aged care facilities that have had an outbreak	400
Total number of outbreaks at residential aged care facilities	462
Number of residential aged care facilities with resolved outbreaks	338 (399 outbreaks closed)
Number of residential aged care facilities with resolved outbreaks with only one case (resident or staff member) of COVID-19	214
Total resident cases	2,797
Recovered resident cases	2,192
Total staff cases	2,696
Recovered staff cases	2,605

<sup>1</sup> Includes transition care

<sup>2</sup> In New South Wales, COVID-19 death is defined as a death in a confirmed case unless there is a clear alternative cause of death that cannot be related to COVID-19. There should be no period of complete recovery from COVID-19 between illness and death.

<sup>3</sup> The Victorian Department of Health and Human Services defines a COVID death as any death that occurs within 28 days of a positive COVID test result.

## Analysis

### Current situation in Australia

As at 12:00 hrs 22 October 2021 there has been a total of 151,943 cases of COVID-19 reported, including 28,573<sup>4</sup> active cases and 1,590 deaths in Australia.

As at 8:00 am 22 October 2021 there are 30 active outbreaks in Australia with more than 1 COVID-19 positive case:

- 15 resident cases (including 7 deaths) and 4 staff cases of COVID-19 in Calvary Haydon Retirement Community, Bruce, ACT;
- 2 staff active cases of COVID-19 in Calvary Cessnock Retirement Community, NSW;
- 26 resident cases (including 2 resident deaths) and 5 staff active cases of COVID-19 in IRT Tarrawanna Care Centre, Illawarra, NSW;
- 13 resident cases (including 1 death) and 3 staff cases of COVID-19 in Mercy Place Albury, NSW;
- 2 staff active cases of COVID-19 in Regis Elmore Vale; NSW
- 18 active resident cases and 10 staff cases of COVID-19 in Arcare Keysborough, VIC;
- 36 resident cases (including 1 death) and 8 staff cases of COVID-19 in Belvedere Aged Care, VIC;
- 4 active resident cases and 1 staff case of COVID-19 in Bethel Aged Care, VIC;
- 44 resident cases (including 1 death) and 17 staff cases of COVID-19 in BlueCross Glengowrie, VIC;
- 2 resident cases and 2 staff active cases of COVID-19 in Doutta Gala Footscray, VIC;
- 2 resident cases and 1 staff active cases of COVID-19 in Doutta Gala Lynch's Bridge, VIC;
- 16 resident cases (including 5 deaths) and 9 staff cases of COVID-19 in Embracia in Reservoir, (third outbreak), VIC;
- 41 active resident cases and 6 active staff cases of COVID-19 in Estia Health South Morang, VIC;
- 4 active resident cases and 4 active staff cases of COVID-19 in Eva Tilley Memorial Hostel, VIC;
- 19 resident cases (including 1 COVID related death) and 16 staff cases of COVID-19 in Ferndale Gardens Aged Care Services, VIC;
- 3 active staff cases of COVID-19 in Glendale Aged Care (second outbreak), VIC;
- 2 active staff case of COVID-19 in Grand Cedar, VIC;
- 32 residents cases (including 3 deaths) and 5 staff cases of COVID-19 in Langford Grange, VIC;
- 25 resident cases (including 13 COVID related deaths) and 9 active staff cases of COVID-19 in Opal Meadow Heights Care Community, VIC;
- 12 active resident cases and 3 staff cases of COVID-19 in Ottoman Village Aged Care, NSW;
- 11 resident cases (including 1 COVID related death) and 2 active staff cases of COVID-19 in Regis Dandenong, VIC;

---

<sup>4</sup> Classification of active cases varies by jurisdiction.

- 19 resident cases (including 1 COVID related death) and 7 active staff cases of COVID-19 in Regis Fawkner, VIC;
- 18 active resident cases and 3 active staff cases of COVID-19 in Sacred Heart Community, VIC;
- 1 active resident case and 2 active staff cases in Sunlight Residential Aged Care (second outbreak), VIC;
- 16 residents cases (including 3 COVID related deaths) and 4 staff cases of COVID-19 in The Bays Aged Care Facility VIC;
- 1 active case and 1 active staff case of COVID-19 in The Belmont Residential Aged Care, VIC;
- 1 active resident and 1 active staff cases of COVID-19 in Uniting AgeWell Strathdon, VIC;
- 1 active resident and 2 active staff cases of COVID-19 in Victoria Grange RACF, VIC;
- 9 resident cases (including 1 recovered) and 1 active staff cases of COVID-19 in Water Gardens, VIC;
- 7 active resident cases and two (2) active staff cases of COVID-19 in Westernport Nursing Home (second outbreak).

In NSW, all residential age care facilities are being monitored through the NSW Aged Care State Health Emergency Operations Centre. A Commonwealth Health Departmental officer is embedded with the NSW State Health Emergency Operations Centre, with additional supports activated as the need arises.

The Victorian Aged Care Response Centre is also fully operational, with Commonwealth and Victorian Government officials working closely together in a coordinated effort to respond to aged care outbreaks across the state.

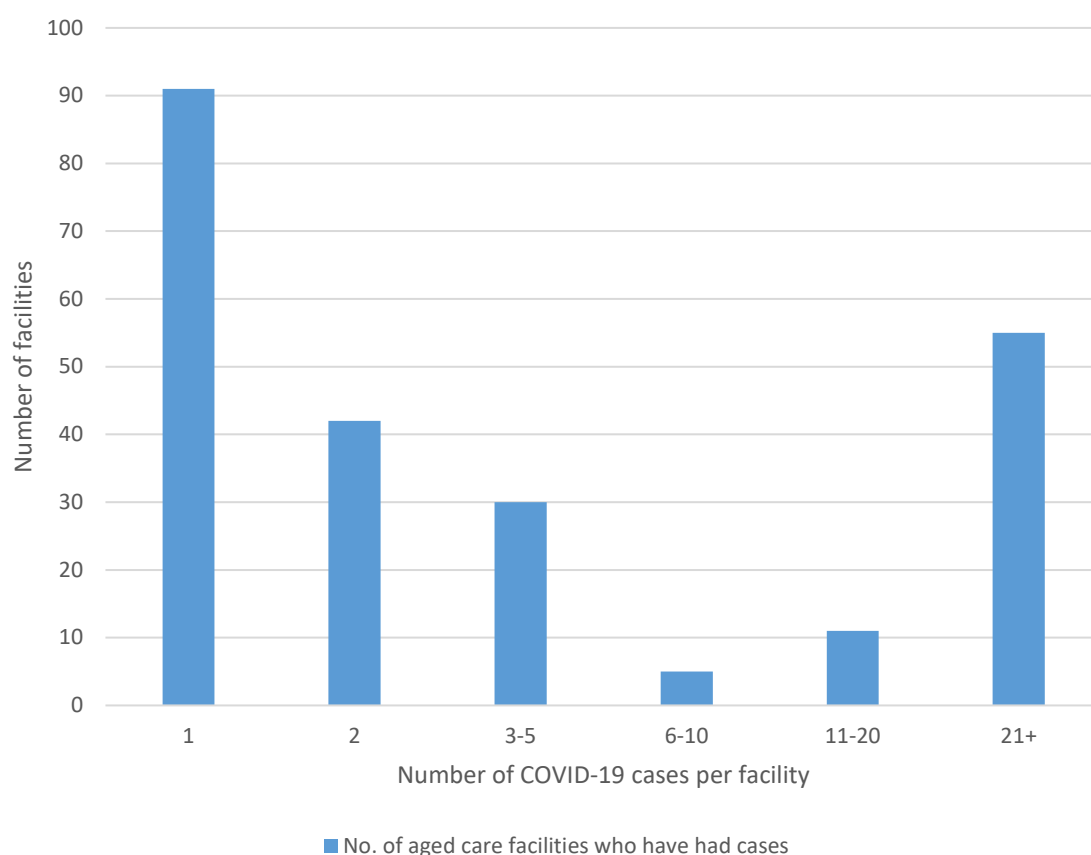
In addition, joint arrangements remain in place between the Commonwealth and the ACT Government to support outbreaks in the ACT.

The Commonwealth is supporting both facilities with workforce surge deployments, including a Clinical First Responder.

Declaring a hotspot for Commonwealth support triggers additional supports, such as the Support for Aged Care Workers in COVID-19 (SACWIC) grant to support providers to implement single site working arrangements in specified locations within the hotspot area and in areas in close proximity to the hotspot area.

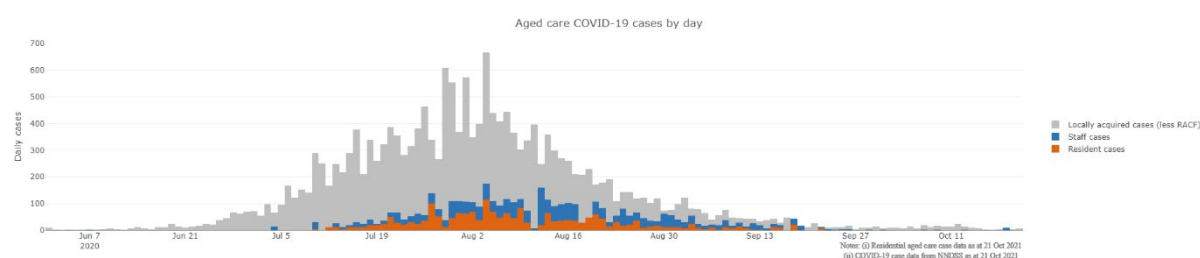
Details of current COVID-19 hotspots for Commonwealth support purposes can be found on the Department of Health's website [here](#).

**Figure 1: Distribution of Australian residential aged care facilities by total number of cases of COVID-19 (includes staff and resident cases)**



Of the 461 residential aged care facilities that have had a case(s) of COVID-19, 248 facilities (54 per cent) have had a single case of COVID-19. As at 22 October 2021, 85 per cent of all residential aged care facilities have had no cases of COVID-19 in residents or staff.

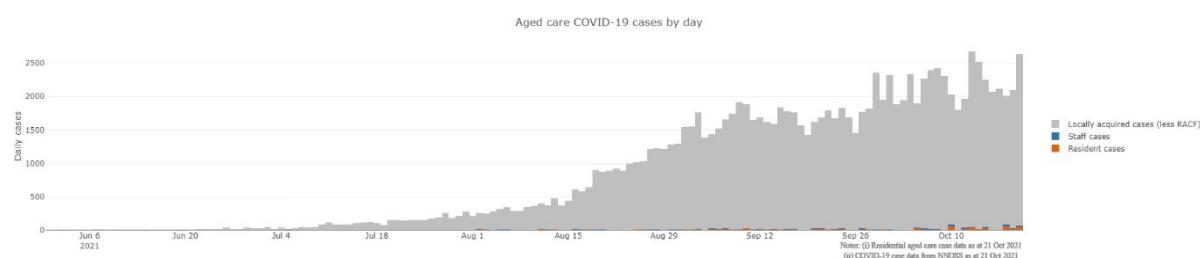
**Figure 2: Number of daily reported COVID-19 cases in Australian residential aged care Facilities overlayed with national locally acquired cases<sup>5</sup>.  
June to September 2020**



<sup>5</sup> National daily cases sourced from NNDSS data as at 7 October 2021 and are filtered to locally acquired cases. Case numbers reflect the date of reporting which may differ to diagnosis date. Residential aged care facility staff and resident data sourced from the Department of Health Aged Care COVID Liaison Team. Totals reflect the date of case report and may be affected by delayed reporting.

'RACF' refers to cases in residential aged care facilities (staff and residents)

## June to September 2021



## International comparisons

During the COVID-19 pandemic, no country has been able to avoid outbreaks or deaths in residential aged care when there has been widespread community transmission.

The Australian death rate is 0.42 per cent (4.2 in 1,000) against the total number of residential aged care beds across the country.

By comparison, Canada has experienced almost 20 times the number of deaths in care homes than Australia as at 19 October 2021.

- As at 19 October 2021, Canada had experienced 28,428 deaths. This includes 15,535 deaths at residential in care homes (or 55 per cent).
- 49 per cent of all aged care homes in Canada have had reported cases of COVID-19 in residents or staff (compared to 13 per cent in Australia).

## Workforce in active residential aged care outbreaks

As at 22 October 2021, workforce surge staff have around 49,000 shifts in aged care services impacted by COVID-19 and deployed over 4,600 individual workers, including GPs, nurses, care workers, allied health workers, executive and ancillary staff. This includes:

**Table 2: Workforce resources supplied to residential aged care facilities**

Agency	Resources Supplied (as at 22 October 2021)
State and NACER (National Aged Care Emergency Response) Teams	<p>Tasmanian Government: 7 clinical and 2 support staff.</p> <p>Western Australian Government: 19 clinical personnel and 4 support staff.</p> <p>South Australian Government: 18 clinical personnel and 4 support staff.</p> <p>12 NACER teams (70 personnel) have been deployed.</p> <p>The deployment of State and NACER teams is now complete.</p>
Recruitment, Consulting, and Staffing Association (RCSA)	Staff supplied to fill 31,289 shifts.
Healthcare Australia	Staff supplied filled 5,332 shifts for workforce surge and 2,295 shifts for NACER teams.

Agency	Resources Supplied (as at 22 October 2021)
Mable	Supplied 130 staff to fill 2,711 shifts.
Aspen Medical	Supplied 283 staff to fill 1,084 roles including clinical first responders.
Health X	Supplied 78 staff to fill 5,316 shifts.
Torrens Health	Supplied 1,248 shifts in surge workforce roles and 1,270 shifts as Residential Aged Care visitation Assistants (RACVAs).
Residential Aged Care Visitation Assistant (RACVA)	RACVAs completed 1,248 shifts.

### Provision of personal protective equipment (PPE)

A range of resources and online training on the use of PPE is available on the Department's website for aged care workers.

Since March 2020, the Commonwealth Government has been working with state and territory governments to ensure aged care facilities have sufficient PPE. PPE is dispatched both directly from the National Medical Stockpile (NMS) and by jurisdictions on the NMS' behalf, depending on the specific circumstances.

As at 22 October 2021, the NMS has provided aged care facilities with approximately:

- 23 million masks
- 7 million gowns
- 18 million gloves
- 6 million goggles and face shields
- 90,000 bottles of hand sanitiser

The NMS remains well positioned to respond rapidly to critical shortages of PPE and other medical supplies anywhere in Australia. This includes a series of bulk dispatches of personal protective equipment (PPE) intended to avert any potential critical supply shortages, as well as urgent deployments to organisations and individuals at risk of exposure to COVID-19.

### Testing of aged care residents and staff

#### Rapid Antigen Testing in Aged Care Facilities

The Australian Government is initially making rapid antigen testing (RAT) available to the following services and providers in high-risk (LGAs) of concern across New South Wales (NSW) and Victoria (Vic):

- residential aged care (including Residential Aged Care Facilities, Multi-Purpose Services, and the National Aboriginal and Torres Strait Islander Flexible Aged Care Program)
- home care

- short-term restorative care
- services delivered through the Commonwealth Home Support Program.

As of 20 October 2021, a total of **1,993,725 RAT tests** had been delivered or were scheduled for delivery from the National Medical Stockpile (NMS), for an initial 6 weeks supply, to 340 residential aged care facilities in NSW and 154 residential aged care facilities in Vic (494 facilities in total), so they can regularly screen workers and visitors (not residents), on a voluntary basis. Over 1.3 million RAT tests have been delivered in NSW, and over 650,000 in Vic.

RAT tests may be used to screen residents in some circumstances, such as the initial response to outbreaks in residential care settings, as required. More information about this program is available at the Department of Health Website -

<https://www.health.gov.au/initiatives-and-programs/rapid-antigen-testing-for-aged-care>.

<b>Eligible residential aged care services in LGAs of concern in NSW as at 20/10/21*</b>	<b>Total</b>
Residential aged care facilities (RACFs) in NSW †	365
Residential aged care facilities (RACFs) in Vic‡	394
<b>Total number of eligible residential aged care services</b>	<b>759</b>

\* Tests to be made available from the National Medical Stockpile (NMS) to Commonwealth-funded providers delivering essential aged care & support services within selected LGAs in NSW.

† Includes Bayside, Blacktown, Burwood, Campbelltown, Canada Bay, Canterbury-Bankstown, Central Coast, Cumberland, Fairfield, Georges River, Hawkesbury, Inner West, Liverpool, Parramatta, Penrith, Shellharbour, Strathfield, Sydney, Wollongong, Includes Dubbo Regional, Mid-Western Regional, Bogan, Bourke, Brewarrina, Coonamble, Gilgandra, Lithgow, Narromine and Walgett.

‡ Hume, Whittlesea, Moreland, Melton, Brimbank, Moonee Valley, Wyndham, Hobsons Bay Darebin, Maribyrnong, Greater Dandenong, Port Phillip, Casey, Cardinia, Mildura and Mitchell

In addition, the Department is concurrently running a RAT pilot program in residential aged care settings. Phase 1 of the pilot commenced on 16 August 2021 and includes ten facilities located in COVID-19 affected areas in Greater Sydney. All 10 of these facilities are now on-boarded with the last facility reporting they commenced testing on Monday 20 September 2021.

As of 20 October 2021, 51 new aged care facilities have joined Phase 2 of the pilot, resulting in a total of 303,762 RAT tests being delivered to all participating facilities to date to support their participation in the RAT pilot. The pilot will be formally evaluated and be used to inform decisions around scaling and expansion into other settings.

### **Sonic Weekly Testing**

As at 19 October 2021, under contract with the Commonwealth, Sonic Healthcare has conducted 820,457 COVID 19 tests at 2,684 unique residential aged care facilities (RACFs) nationally. Of the 820,457 tests conducted, 3,800 have been positive.

## **Vaccination in Residential Aged Care Facilities**

As at 22 October 2021, a total of 330,141 doses have been administered to residents in residential aged care facilities.

### Infection control and audits

The Aged Care Quality and Safety Commission (Commission) conducted an infection control monitoring (ICM) program in all Australian jurisdictions, working in partnership with local health authorities. This program was in addition to the Commission's usual assessment and auditing program, and included spot checks to residential aged care services, without an outbreak, to check compliance with PPE and infection control arrangements. The purpose of the visit was to observe infection control practices, to ensure that staff, management and visitors were adhering to safe personal protective equipment protocols and to safe infection control arrangements as required under the quality standards.

As at 22 October 2021, the Commission had undertaken 2,877 spot checks to observe infection control practices and PPE protocols in residential aged care facilities. The Commission is transitioning to a COVID-normal regulatory response and has ICM Spot Check Visit program. ICM spot check visits will no longer be undertaken as separate activities and will instead progress within the Commission's usual regulatory operations.

All residential aged care facilities are required to engage an onsite clinical lead to provide leadership and increase capacity in relation to infection prevention and control. The Australian Government is providing a second payment of the COVID-19 supplement to assist facilities in meeting the additional costs of preparing for and responding to COVID-19.

In addition, under the Commonwealth-State Plan to boost aged care preparedness, states and territories are complementing the activity being undertaken by the Commission through additional site visits by state health services at the local level, which includes work relating to infection prevention and control (see Table 3 below). These visits are strengthening state health service relationships with local aged care services as part of the standing up of joint health aged care emergency response centres in each jurisdiction.

The Australian Government is working collaboratively with the states and territories to further bolster infection prevention and control through high quality face-to-face training in the aged care sector. In particular, the Government has committed \$57.8 million to fund states and territories to deliver additional targeted infection prevention and control (IPC) training to enhance RACF staff IPC skills; and undertake prevention, preparedness and response activities to address a COVID-19 outbreak in RACFs, including supporting RACFs to uplift IPC capacity by providing IPC training.

**Table 3: Total Quality Assessment and Monitoring Activities with residential services (including IPC), by type and month 1 October 2020 – to 7 October 2021**

Regulatory Activities	Oct 20	Nov 20	Dec 20	Jan-21	Feb -21	Mar -21	Apr-21	May -21	Jun 21	Jul-21	Aug-21	Sep -21	Oct-21	Total <sup>6</sup>
Site visits	485	329	360	291	258	293	149	128	118	87	94	101	56	4,108
Non-site activities	343	467	1,123	356	364	252	138	78	595	521	888	779	211	14,476
Total activities	828	796	1,483	647	622	545	287	206	713	608	982	836	267	18,585

<sup>6</sup> Please note totals are based on data from March 2020 to October 2021, however above is data from October 2020 to October 2021 for readability.



## Appendix 1: National residential aged care services with two or more positive COVID-19 cases

Victorian data is from the Public Health Events Surveillance System (PHESS). Case data for residential aged care facilities in all states except Victoria is collected by the Commonwealth Government.<sup>7</sup>

No.	State	Residential Aged Care Facility	Total Cases	Resident total	Resident resolved	Staff total	Staff Resolved	Resident deaths <sup>8 9</sup>	Resolved / Active
1	ACT	Calvary Haydon Retirement Community	19	15	0	4	8	7	A
2	NSW	Advantage Care at Prestons Lodge	25	20	11	5	5	1	R
3	NSW	Alkira Gardens	2	1	0	1	0	0	R
4	NSW	Anglican Care Jesmond Grove	9	7	0	2	0	0	R
5	NSW	Anglicare Mildred Symons House (2nd Outbreak)	17	14	0	3	0	0	R
6	NSW	Ashwood Residential Care Service	3	0	0	3	0	0	R
7	NSW	Beechwood Aged Care	28	24	0	4	0	8	R
8	NSW	Bupa Clemton Park	3	2	0	1	0	0	R
9	NSW	Calvary Cessnock Retirement Community	2	0	0	2	0	0	A
10	NSW	Casa Mia Aged Care Centre (2nd Outbreak)	2	1	0	1	0	0	R

<sup>7</sup> Data table provided now excludes outbreaks (both active and resolved) where a single case of COVID-19 has been recorded.

<sup>8</sup> In Victoria, a death is reported when a person with COVID-19 dies during an active outbreak at an aged care facility, irrespective of the cause of death.

<sup>9</sup> In New South Wales, COVID-19 death is defined as a death in a confirmed case unless there is a clear alternative cause of death that cannot be related to COVID-19. There should be no period of complete recovery from COVID-19 between illness and death.

No.	State	Residential Aged Care Facility	Total Cases	Resident total	Resident resolved	Staff total	Staff Resolved	Resident deaths <sup>8 9</sup>	Resolved / Active
11	NSW	Catholic Healthcare, Holy Spirit Dubbo	17	12	0	5	0	2	R
12	NSW	Catholic Healthcare, St Mary's Villa Dubbo	21	16	0	5	0	4	R
13	NSW	Courtlands Aged Care Facility	3	1	0	2	0	0	R
14	NSW	Dorothy Henderson Lodge, BaptistCare	22	17	11	5	5	6	R
15	NSW	Frank and Jess Kennett Home	3	0	0	3	0	0	R
16	NSW	Frederic House	20	18	0	2	0	1	R
17	NSW	Gallipoli Home	25	20	3	5	0	1	R
18	NSW	Greenwood Aged Care	7	6	0	1	0	3	R
19	NSW	Guildford Nursing Home	55	45	0	10	0	6	R
20	NSW	HammondCare Bond House	3	1	0	2	0	0	R
21	NSW	Hawkesbury Living Nursing Home	53	40	10	13	1	7	R
22	NSW	IRT Berlara On the Park	2	0	0	2	0	0	R
23	NSW	IRT Tarrawanna Care Centre	31	26	0	5	0	2	A
24	NSW	Japara Corymbia	2	0	0	2	0	0	R
25	NSW	Jesmond Aged Care	2	0	0	2	0	0	R

No.	State	Residential Aged Care Facility	Total Cases	Resident total	Resident resolved	Staff total	Staff Resolved	Resident deaths <sup>8 9</sup>	Resolved / Active
26	NSW	Mercy Place Albury	16	13	0	3	0	1	A
27	NSW	Meredith House Nursing Home	6	2	0	4	0	1	R
28	NSW	Mildred Symons	17	14	0	3	0	0	R
29	NSW	Newmarch House Aged Care Facility	71	37	18	34	34	19	R
30	NSW	Northcourt Nursing Home	28	25	0	3	0	2	R
31	NSW	Opal Aged Care Bankstown (1st Outbreak)	6	3	0	3	3	3	R
32	NSW	Opal Aged Care Bankstown (2nd Outbreak)	3	0	0	3	0	0	R
33	NSW	Opal Canterbury Place Care Community	2	0	0	2	0	0	R
34	NSW	Pacific Lodge	2	0	0	2	0	0	R
35	NSW	Pathways Sailor's Bay	6	4	1	2	0	0	R
36	NSW	Pathways Sailor's Bay (second outbreak)	2	1	0	1	0	0	R
37	NSW	Quakers Hillside Care Community (second outbreak)	2	0	0	2	0	0	R
38	NSW	Regis Elmore Vale	2	0	0	2	0	0	A
39	NSW	Regis Rose Bay	2	0	0	2	0	0	R

No.	State	Residential Aged Care Facility	Total Cases	Resident total	Resident resolved	Staff total	Staff Resolved	Resident deaths <sup>8 9</sup>	Resolved / Active
40	NSW	RFBI Hawkins Masonic Village, Edgeworth Acadia House (311)	20	14	0	6	0	2	R
41	NSW	Rosemore Aged Care Facility	2	0	0	2	0	0	R
42	NSW	Southern Cross Care Daceyville	4	4	0	0	0	1	R
43	NSW	St Basil's Randwick	2	1	0	1	0	0	R
44	NSW	St George Aged Care Centre	15	8	5	7	0	3	R
45	NSW	St George Aged Care Centre (2nd Outbreak)	3	1	0	2	0	0	R
46	NSW	St Mary's Villa Residential Aged Care	2	1	0	1	0	0	R
47	NSW	St Simeon Village	2	0	0	2	0	0	R
48	NSW	Stanmore Place Community Care	2	0	0	2	0	0	R
49	NSW	Storm Village - Anglican Care	2	0	0	2	2	0	R
50	NSW	SummitCare Baulkham Hills	13	6	6	7	7	0	R
51	NSW	SummitCare Penrith	3	0	0	3	0	0	R
52	NSW	SummitCare Randwick	2	0	0	2	0	0	R
53	NSW	The Greek Community Home for the Aged	10	7	0	3	0	1	R
54	NSW	Uniting Edinglassie	10	9	0	1	0	2	R

No.	State	Residential Aged Care Facility	Total Cases	Resident total	Resident resolved	Staff total	Staff Resolved	Resident deaths <sup>8 9</sup>	Resolved / Active
55	NSW	Uniting Hawkesbury Richmond	2	0	0	2	0	0	R
56	NSW	Uniting Mullauna, Blacktown	3	2	0	1	0	0	R
57	NSW	Uniting Springwood	5	2	0	3	0	1	R
58	NSW	Woollahra Montefiore Home	2	2	0	0	0	0	R
59	NSW	Wyoming Nursing Home	36	27	0	9	0	5	R
60	NSW	Yallambee Village	2	1	0	1	0	0	R
61	NSW	Yallambee Village (2nd outbreak)	15	14	0	1	0	0	R
62	SA	Anglicare Brompton	4	0	0	4	4	0	R
63	TAS	Melaleuca Home for the Aged	2	1	0	1	1	1	R
64	VIC	Arcare Burnside	5	0	0	5	5	0	R
65	VIC	Arcare Craigieburn	82	37	22	45	45	15	R
66	VIC	Arcare Keysborough	28	18	0	10	0	0	A
67	VIC	Arcare Maidstone (1st Outbreak)	7	0	0	7	7	0	R
68	VIC	Arcare Maidstone (2nd Outbreak)	8	3	3	5	5	0	R
69	VIC	Arcare Sydenham	47	22	16	25	25	6	R

No.	State	Residential Aged Care Facility	Total Cases	Resident total	Resident resolved	Staff total	Staff Resolved	Resident deaths <sup>8 9</sup>	Resolved / Active
70	VIC	Assisi Centre Aged Care	3	0	0	3	3	0	R
71	VIC	Aurum Healesville	2	0	0	2	2	0	R
72	VIC	Aurum Plenty	83	47	34	36	36	13	R
73	VIC	Aurum Reservoir	3	0	0	3	3	0	R
74	VIC	Avonlea Grange Hostel	2	0	0	2	2	0	R
75	VIC	Baptcare Brookview Community	21	10	9	11	11	1	R
76	VIC	Baptcare Strathalan Community	2	0	0	2	2	0	R
77	VIC	Baptcare The Orchards Community	2	0	0	2	2	0	R
78	VIC	Baptcare Wyndham Lodge Community	232	101	71	131	131	30	R
79	VIC	Belvedere Aged Care	44	36	0	8	0	1	A
80	VIC	Benetas St George's	70	32	20	38	38	12	R
81	VIC	Bethel Aged Care	5	4	0	1	0	0	A
82	VIC	Bill Crawford Lodge	5	2	2	3	3	0	R
83	VIC	BlueCross Autumdale	54	24	11	30	30	13	R
84	VIC	BlueCross Baradine	2	0	0	2	2	0	R

No.	State	Residential Aged Care Facility	Total Cases	Resident total	Resident resolved	Staff total	Staff Resolved	Resident deaths <sup>8 9</sup>	Resolved / Active
85	VIC	BlueCross Chelsea Manor	5	0	0	5	5	0	R
86	VIC	BlueCross Elly Kay	2	1	0	1	1	1	R
87	VIC	BlueCross Glengowie	61	44	0	17	0	1	A
88	VIC	BlueCross Ivanhoe	5	0	0	5	5	0	R
89	VIC	BlueCross Riverlea (1st Outbreak)	3	0	0	3	3	0	R
90	VIC	BlueCross Ruckers Hill	108	48	36	60	60	12	R
91	VIC	BlueCross Silverwood	2	0	0	2	2	0	R
92	VIC	BlueCross The Boulevard	69	36	22	33	33	14	R
93	VIC	BlueCross Westgarth	32	14	8	18	18	6	R
94	VIC	Boyne Russell House	2	0	0	2	2	0	R
95	VIC	Bupa Edithvale	78	44	26	34	34	18	R
96	VIC	Bupa Greensborough	2	0	0	2	2	0	R
97	VIC	Bupa Sunshine	2	0	0	2	2	0	R
98	VIC	Bupa Templestowe	11	3	1	8	8	2	R
99	VIC	Bupa Traralgon	19	7	5	12	12	2	R

No.	State	Residential Aged Care Facility	Total Cases	Resident total	Resident resolved	Staff total	Staff Resolved	Resident deaths <sup>8 9</sup>	Resolved / Active
100	VIC	Bupa Woodend	4	1	1	3	3	0	R
101	VIC	Campbell Place Aged Care Facility	2	0	0	2	2	0	R
102	VIC	Chomley House Hostel	2	0	0	2	2	0	R
103	VIC	Churches of Christ Care Arcadia Aged Care Service Essendon	22	10	6	12	12	4	R
104	VIC	Coppin Centre Melbourne	2	0	0	2	2	0	R
105	VIC	Craigcare Pascoe Vale	94	47	31	47	47	16	R
106	VIC	Cumberland Manor	107	53	42	54	54	11	R
107	VIC	Doutta Galla Footscray Aged Care Facility (1 <sup>st</sup> Outbreak)	56	30	21	26	26	9	R
108	VIC	Doutta Galla Footscray Aged Care Facility (2 <sup>nd</sup> Outbreak)	4	2	0	2	0	0	A
109	VIC	Doutta Galla Lynch's Bridge Aged Care Facility	4	0	0	2	2	0	R
110	VIC	Doutta Galla Lynch's Bridge Aged Care Facility (second outbreak)	3	2	0	1	0	0	A
111	VIC	Doutta Galla Woornack Aged Care Facility	42	20	12	22	22	8	R
112	VIC	Doutta Galla Yarraville Village Aged Care Facility	86	42	25	44	44	17	R



No.	State	Residential Aged Care Facility	Total Cases	Resident total	Resident resolved	Staff total	Staff Resolved	Resident deaths <sup>8 9</sup>	Resolved / Active
113	VIC	Edenvale Manor Aged Care Facility	20	14	10	6	6	4	R
114	VIC	Embracia Moonee Valley (first outbreak)	61	26	17	35	35	9	R
115	VIC	Embracia Moonee Valley (second outbreak)	2	0	0	2	0	0	R
116	VIC	Embracia at Reservoir	25	16	0	9	0	5	A
117	VIC	Epping Gardens	190	103	65	87	87	38	R
118	VIC	Estia Health Ardeer	133	49	32	84	84	17	R
119	VIC	Estia Health Glen Waverley	6	2	2	4	4	0	R
120	VIC	Estia Health Heidelberg West	97	29	19	68	67	10	R
121	VIC	Estia Health Keilor (1st Outbreak)	4	2	2	2	2	0	R
122	VIC	Estia Health Keilor (2nd Outbreak)	42	24	18	18	18	6	R
123	VIC	Estia Health Keysborough	21	8	5	13	13	3	R
124	VIC	Estia Health South Morang	47	41	0	6	0	0	A
125	VIC	Eva Tilley Memorial Hostel	8	4	0	4	0	0	A
126	VIC	Ferndale Gardens	35	19	0	16	0	1	A
127	VIC	Florence Aged Care Facility	46	28	20	18	18	8	R

No.	State	Residential Aged Care Facility	Total Cases	Resident total	Resident resolved	Staff total	Staff Resolved	Resident deaths <sup>8 9</sup>	Resolved / Active
128	VIC	Fronditha Clayton Aged Care Facility	2	0	0	2	0	0	R
129	VIC	Fronditha Thalpori Aged Care Services - St Albans	3	1	0	2	2	1	R
130	VIC	Glendale Aged Care (first outbreak)	93	45	29	48	48	16	R
131	VIC	Glendale Aged Care (second outbreak)	3	0	0	3	0	0	A
132	VIC	Glenlyn Aged Care Facility	63	40	36	23	23	4	R
133	VIC	Grace Of Mary Greek Cypriot Elderly Hostel	55	22	11	33	33	11	R
134	VIC	Grand Cedar	2	0	0	2	0	0	A
135	VIC	HammondCare - Caulfield Village Aged care Facility	2	2	2	0	0	0	R
136	VIC	Holloway Aged Care Services	3	1	0	2	2	1	R
137	VIC	James Barker House	3	1	1	2	2	0	R
138	VIC	Japara Central Park	40	18	15	22	22	3	R
139	VIC	Japara Elanora	63	31	19	32	32	12	R
140	VIC	Japara Goonawarra	103	53	33	50	50	20	R
141	VIC	Japara Millward	36	19	15	17	17	4	R
142	VIC	Japara The Regent	42	21	18	21	21	3	R

No.	State	Residential Aged Care Facility	Total Cases	Resident total	Resident resolved	Staff total	Staff Resolved	Resident deaths <sup>8 9</sup>	Resolved / Active
143	VIC	Japara Trugo Place	2	0	0	2	0	0	R
144	VIC	Japara Viewhills Manor	4	3	0	1	0	0	R
145	VIC	Kalya Care	101	57	31	44	44	26	R
146	VIC	Kirkbrae Kilsyth Nursing Home	115	61	40	54	54	21	R
147	VIC	Langford Grange	37	32	0	5	0	3	A
148	VIC	Liscombe House	2	0	0	2	2	0	R
149	VIC	Little Sisters of the Poor St Joseph's Home	2	1	0	1	1	1	R
150	VIC	Lynden Aged Care	3	1	1	2	2	0	R
151	VIC	Maculata Place Shepparton Villages	3	1	1	2	2	0	R
152	VIC	Martin Luther Homes The Basin	2	0	0	2	2	0	R
153	VIC	Mecwacare John Atchison Centre	84	45	27	39	39	18	R
154	VIC	Menarock Life Emmavale Gardens	4	1	1	3	3	0	R
155	VIC	Menarock Life Essendon Aged Care	47	20	13	27	27	7	R
156	VIC	Menarock Life McGregor Gardens Aged Care	4	1	1	3	3	0	R
157	VIC	Menarock Life Rosehill Aged Care Facility	82	51	34	31	31	17	R

No.	State	Residential Aged Care Facility	Total Cases	Resident total	Resident resolved	Staff total	Staff Resolved	Resident deaths <sup>8 9</sup>	Resolved / Active
158	VIC	Mercy Place Dandenong	21	13	10	8	8	3	R
159	VIC	Mercy Place Montrose	2	0	0	2	2	0	R
160	VIC	Mercy Place Parkville	97	58	36	39	39	22	R
161	VIC	Mercy Place Templestowe	2	1	1	1	1	0	R
162	VIC	Mercy Place Wyndham	5	2	1	3	3	1	R
163	VIC	Mitchell House Hostel Morwell	2	1	1	1	1	0	R
164	VIC	Montefiore Homes Community Residence Jewish Care Hannah and Daryl Cohen Centre Windsor Aged Care Facility	67	33	31	34	34	2	R
165	VIC	Newmans on the Park	2	0	0	2	0	0	R
166	VIC	Opal Hobsons Bay Altona North	37	22	13	15	15	9	R
167	VIC	Opal Meadow Heights Care Community	34	25	0	9	0	13	A
168	VIC	Opal South Valley	56	32	24	24	24	8	R
169	VIC	Ottoman Village Aged Care	15	12	0	3	0	0	A
170	VIC	Outlook Gardens Aged Care	99	41	28	58	58	13	R
171	VIC	Point Cook Manor Aged Care	2	0	0	2	2	0	R

No.	State	Residential Aged Care Facility	Total Cases	Resident total	Resident resolved	Staff total	Staff Resolved	Resident deaths <sup>8 9</sup>	Resolved / Active
172	VIC	Princeton View	71	28	19	43	43	9	R
173	VIC	Rathdowne Place Carlton	9	1	1	8	8	0	R
174	VIC	Regis Brighton	67	24	13	43	43	11	R
175	VIC	Regis Cranbourne	2	0	0	2	2	0	R
176	VIC	Regis Dandenong North	13	11	0	2	0	1	A
177	VIC	Regis Fawkner (first outbreak)	5	4	3	1	1	1	R
178	VIC	Regis Fawkner (second outbreak)	26	19	0	7	0	1	A
179	VIC	Regis Macleod	2	0	0	2	2	0	R
180	VIC	Regis Macleod (2nd Outbreak)	2	0	0	2	2	0	R
181	VIC	Riddell Gardens Hostel	2	2	0	0	0	2	R
182	VIC	Royal Freemasons Gregory Lodge	66	39	24	27	27	15	R
183	VIC	Royal Freemasons Monash Gardens Hostel	2	0	0	2	2	0	R
184	VIC	Sacred Heart Community	21	18	0	3	0	0	A
185	VIC	Sheridan Aged Care (Kyabram District Health Service)	3	0	0	3	3	0	R
186	VIC	St Basil's Homes for the Aged in Victoria	191	94	49	97	97	45	R

No.	State	Residential Aged Care Facility	Total Cases	Resident total	Resident resolved	Staff total	Staff Resolved	Resident deaths <sup>8 9</sup>	Resolved / Active
187	VIC	St Vincent's Care Services Eltham - Eltham Lodge	2	0	0	2	2	0	R
188	VIC	Sunlight Residential Aged Care (second outbreak)	3	1	0	2	0	0	A
189	VIC	Sutton Park Assisted Aged Care	77	46	39	31	31	7	R
190	VIC	The Ashley	3	2	0	1	0	0	R
191	VIC	The Bays Aged Care Facility	20	16	0	4	2	3	A
192	VIC	The Belmont Residential Aged Care	2	1	0	1	0	0	A
193	VIC	Twin Parks Aged Care Centre	125	79	57	46	46	22	R
194	VIC	Uniting AgeWell Box Hill	2	0	0	2	2	0	R
195	VIC	Uniting AgeWell Kingsville	2	0	0	2	2	0	R
196	VIC	Uniting AgeWell Preston (2nd Outbreak)	2	0	0	2	2	0	R
162	VIC	Uniting AgeWell Strathdon	2	1	0	1	0	0	A
163	VIC	Victoria Grange RACF	3	1	0	2	0	0	A
164	VIC	Villa Maria Catholic Homes Berwick Aged Care Residence (first outbreak)	8	5	5	3	3	0	R
165	VIC	Villa Maria Catholic Homes St Bernadette's Aged Care Residence	2	1	0	1	0	0	R

No.	State	Residential Aged Care Facility	Total Cases	Resident total	Resident resolved	Staff total	Staff Resolved	Resident deaths <sup>8 9</sup>	Resolved / Active
166	VIC	Villa Maria Catholic Homes Corpus Christi Aged Care Residence	3	0	0	3	3	0	R
167	VIC	Villa Maria Catholic Homes St Bernadette's Aged Care Residence	17	4	1	13	13	3	R
168	VIC	Village Glen Aged Care Residences - Mornington	38	21	16	17	17	5	R
169	VIC	Water Gardens	10	9	1	1	0	0	A
170	VIC	Westernport Nursing Home (first outbreak)	2	0	0	2	2	0	R
171	VIC	Westernport Nursing Home (second outbreak)	9	7	0	2	0	0	A