



# COVID-19 outbreaks in Australian residential aged care facilities

## National snapshot

As at 8:00am on 15 October 2021 there are 353 active cases of COVID-19 related to aged care across 71 residential aged care facilities.

**Table 1: Aged Care COVID-19 data as at 0800 on 15 October 2021<sup>1</sup>**

Active outbreaks	71
Active resident cases	212
Active staff cases	141
Deaths this calendar year	76 <sup>2 3</sup>
Total number of residential aged care facilities that have had an outbreak	388
Total number of outbreaks at residential aged care facilities	438
Number of residential aged care facilities with resolved outbreaks	312 (365 outbreaks closed)
Number of residential aged care facilities with resolved outbreaks with only one case (resident or staff member) of COVID-19	189
Total resident cases	2,652
Recovered resident cases	2,192
Total staff cases	2,624
Recovered staff cases	2,261 <sup>4</sup>

<sup>1</sup> Includes transition care

<sup>2</sup> In New South Wales, COVID-19 death is defined as a death in a confirmed case unless there is a clear alternative cause of death that cannot be related to COVID-19. There should be no period of complete recovery from COVID-19 between illness and death.

<sup>3</sup> The Victorian Department of Health and Human Services defines a COVID death as any death that occurs within 28 days of a positive COVID test result.

<sup>4</sup> 8 October 2021 - recovered staff cases total adjusted to reflect methodological changes

## Analysis

### Current situation in Australia

As at 12:00 hrs 15 October 2021 there has been a total of 136,135 cases of COVID-19 reported, including 26,651<sup>5</sup> active cases and 1,496 deaths in Australia.

As at 8:00 am 15 October 2021 there are 26 active outbreaks in Australia with more than 1 COVID-19 positive case:

- 15 resident cases (including 6 deaths) and four (4) staff of COVID-19 in Calvary Haydon Retirement Community, Bruce, ACT;.
- 17 resident cases and two (2) staff active cases of COVID-19 in IRT Tarrawanna Care Centre, Illawarra, NSW;
- seven (7) active resident cases and three (3) active staff cases of COVID-19 in The Greek Community Home for the Aged, NSW;
- 13 active resident cases and seven (7) staff cases of COVID-19 in Arcare Keysborough, VIC;
- 19 active resident cases and five (5) staff cases of COVID-19 in Belvedere Aged Care, VIC;
- two (2) active resident cases and one (1) staff case of COVID-19 in Bethel Aged Care, VIC;
- 31 active resident cases and seven (7) staff cases of COVID-19 in BlueCross Glengowrie, VIC;
- 15 resident cases (including 3 deaths) and nine (9) staff cases of COVID-19 in Embracia in Reservoir, (third outbreak), VIC;
- two (2) active staff cases of COVID-19 in Embracia Moonee Valley (second outbreak), VIC;
- three (3) active resident cases and three (3) active staff cases of COVID-19 in Eva Tilley Memorial Hostel, VIC;
- 18 resident cases (including 1 COVID related death) and 13 staff cases of COVID-19 in Ferndale Gardens Aged Care Services, VIC;
- two (2) active staff case of COVID-19 in Fronditha Clayton Aged care Facility, VIC;
- three (3) active staff cases of COVID-19 in Glendale Aged Care (second outbreak), VIC;
- two (2) active staff case of COVID-19 in Japara Turgo Place, VIC;
- three (3) active resident cases and one (1) staff case of COVID-19 in Japara Viewhills Manor, VIC;
- 25 active residents cases and four (4) staff cases of COVID-19 in Langford Grange, VIC;
- two (2) active staff cases of COVID-19 in Newmans on the Park, VIC;
- 25 resident cases (including 13 COVID related deaths) and nine (9) active staff cases of COVID-19 in Opal Meadow Heights Care Community, VIC;
- 11 resident cases (including one COVID related death) and six (6) active staff cases of COVID-19 in Regis Fawkner, VIC;
- nine (9) active resident cases and two (2) active staff cases of COVID-19 in Sacred Heart Community, VIC;

---

<sup>5</sup> Classification of active cases varies by jurisdiction.

- one (1) resident active case and two (2) active staff cases in Sunlight Residential Aged Care (second outbreak), VIC;
- two (2) active resident case and one (1) active staff cases of COVID-19 in The Ashley, VIC;
- 16 residents cases (including two COVID related deaths) and four (4) staff case of COVID-19 in The Bays Aged Care Facility VIC;
- one (1) active resident and one (1) active staff cases of COVID-19 in Villa Maria Catholic Homes St Bernadette's Aged care Residence (second outbreak), VIC;
- seven (7) active resident and one (1) active staff cases of COVID-19 in Water Gardens, VIC;
- two (2) active resident cases and two (2) active staff cases of COVID-19 in Westernport Nursing Home (second outbreak).

In NSW, all residential age care facilities are being monitored through the NSW Aged Care State Health Emergency Operations Centre. A Commonwealth Health Departmental officer is embedded with the NSW State Health Emergency Operations Centre, with additional supports activated as the need arises.

The Victorian Aged Care Response Centre is also fully operational, with Commonwealth and Victorian Government officials working closely together in a coordinated effort to respond to aged care outbreaks across the state.

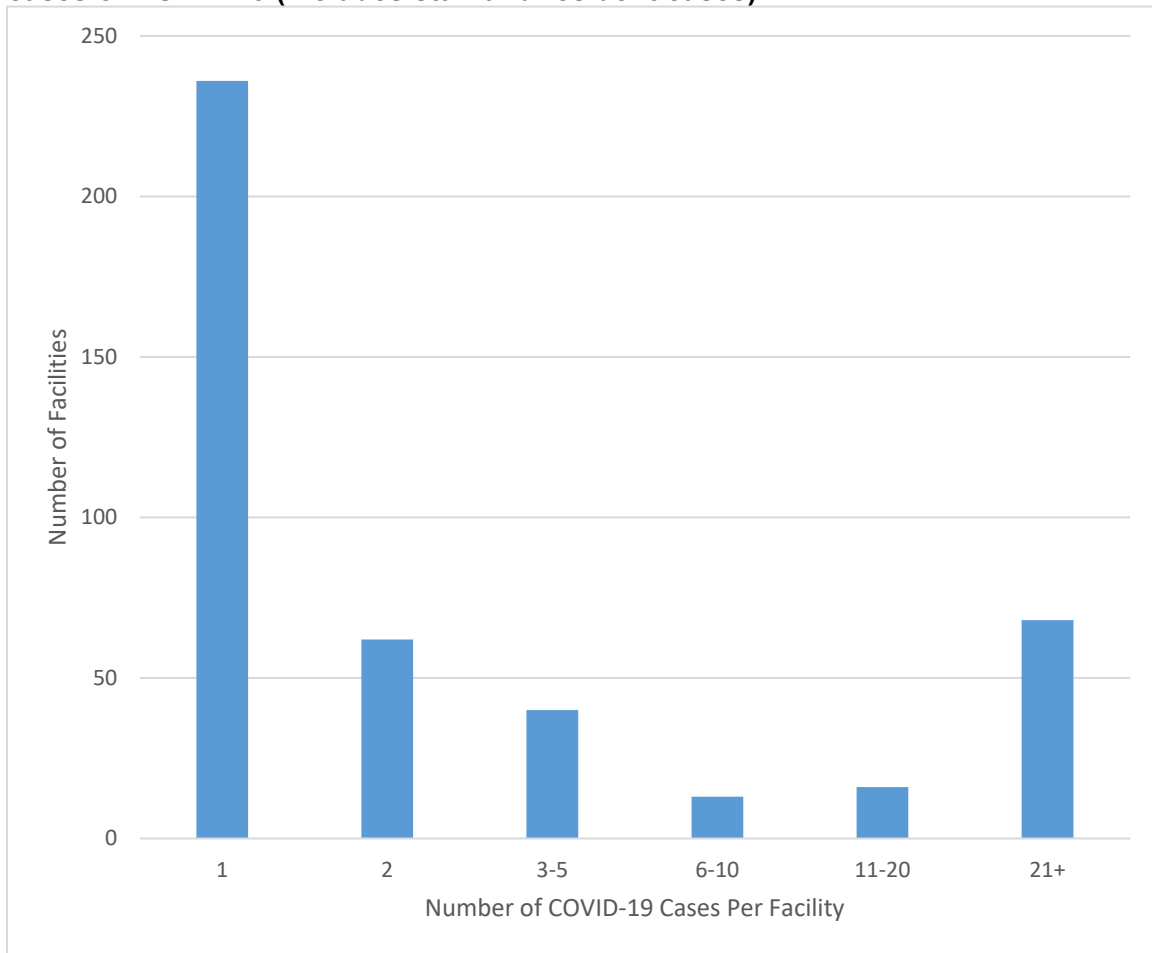
In addition, joint arrangements remain in place between the Commonwealth and the ACT Government to support outbreaks in the ACT.

The Commonwealth is supporting both facilities with workforce surge deployments, including a Clinical First Responder.

Declaring a hotspot for Commonwealth support triggers additional supports, such as the Support for Aged Care Workers in COVID-19 (SACWIC) grant to support providers to implement single site working arrangements in specified locations within the hotspot area and in areas in close proximity to the hotspot area.

Details of current COVID-19 hotspots for Commonwealth support purposes can be found on the Department of Health's website [here](#).

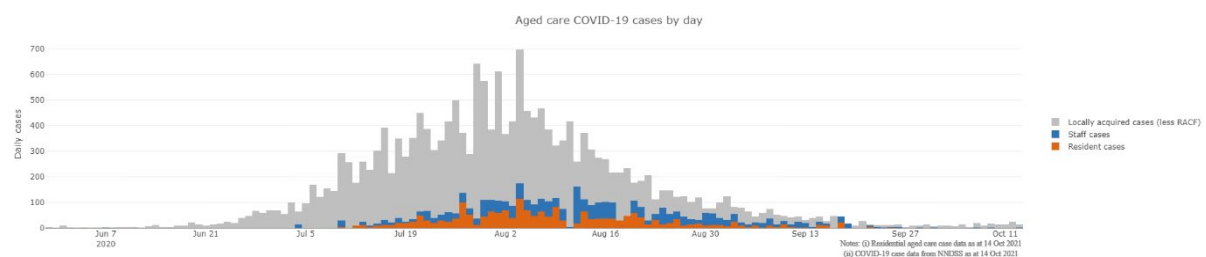
**Figure 1: Distribution of Australian residential aged care facilities by total number of cases of COVID-19 (includes staff and resident cases)**



Of the 438 residential aged care facilities that have had a case(s) of COVID-19, 236 facilities (53 per cent) have had a single case of COVID-19. As at 15 October 2021, 85 per cent of all residential aged care facilities have had no cases of COVID-19 in residents or staff.

**Figure 2: Number of daily reported COVID-19 cases in Australian residential aged care Facilities overlayed with national locally acquired cases<sup>6</sup>.**

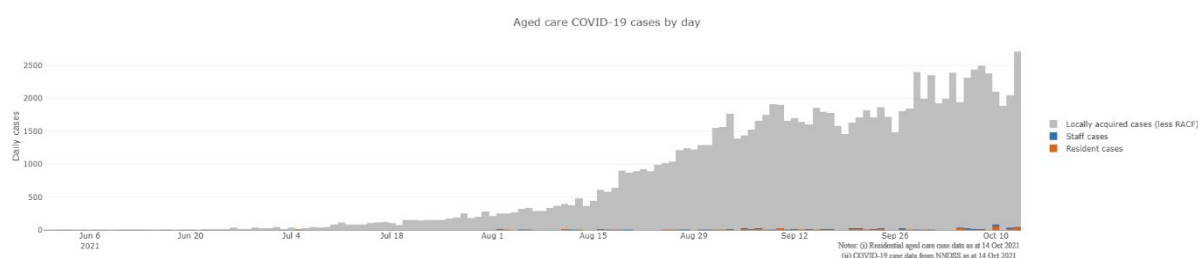
**June to September 2020**



<sup>6</sup> National daily cases sourced from NNDSS data as at 7 October 2021 and are filtered to locally acquired cases. Case numbers reflect the date of reporting which may differ to diagnosis date. Residential aged care facility staff and resident data sourced from the Department of Health Aged Care COVID Liaison Team. Totals reflect the date of case report and may be affected by delayed reporting.

'RACF' refers to cases in residential aged care facilities (staff and residents)

## June to September 2021



### International comparisons

During the COVID-19 pandemic, no country has been able to avoid outbreaks or deaths in residential aged care when there has been widespread community transmission.

The Australian death rate is 0.41 per cent (4.1 in 1,000) against the total number of residential aged care beds across the country.

By comparison, Canada has experienced more than 20 times the number of deaths in care homes than Australia as at 13 October 2021.

- As at 13 October 2021, Canada had experienced 28,144 deaths. This includes 15,491 deaths at residential in care homes (or 55 per cent).
- 49 per cent of all aged care homes in Canada have had reported cases of COVID-19 in residents or staff (compared to 13 per cent in Australia).

### Workforce in active residential aged care outbreaks

As at 8 October 2021, workforce surge staff have around 48,000 shifts in aged care services impacted by COVID-19 and deployed over 4,600 individual workers, including GPs, nurses, care workers, allied health workers, executive and ancillary staff. This includes:

**Table 2: Workforce resources supplied to residential aged care facilities**

Agency	Resources Supplied (as at 8 October 2021)
State and NACER (National Aged Care Emergency Response) Teams	Tasmanian Government: 7 clinical and 2 support staff. Western Australian Government: 19 clinical personnel and 4 support staff. South Australian Government: 18 clinical personnel and 4 support staff. 12 NACER teams (70 personnel) have been deployed. The deployment of State and NACER teams is now complete.
Recruitment, Consulting, and Staffing Association (RCSA)	Staff supplied to fill 30,857 shifts.
Healthcare Australia	Staff supplied filled 5,332 shifts for workforce surge and 2,295 shifts for NACER teams.

Agency	Resources Supplied (as at 8 October 2021)
Mable	Supplied 130 staff to fill 2,711 shifts.
Aspen Medical	Supplied 283 staff to fill 1,063 roles including clinical first responders.
Health X	Supplied 78 staff to fill 5,234 shifts.
Torrens Health	Supplied 1,248 shifts in surge workforce roles and 1,270 shifts as Residential Aged Care visitation Assistants (RACVAs).
Residential Aged Care Visitation Assistant (RACVA)	RACVAs completed 1,270 shifts.

### Provision of personal protective equipment (PPE)

A range of resources and online training on the use of PPE is available on the Department's website for aged care workers.

Since March 2020, the Commonwealth Government has been working with state and territory governments to ensure aged care facilities have sufficient PPE. PPE is dispatched both directly from the National Medical Stockpile (NMS) and by jurisdictions on the NMS' behalf, depending on the specific circumstances.

As at 15 October 2021, the NMS has provided aged care facilities with approximately:

- 21 million masks
- 5 million gowns
- 16 million gloves
- 5 million goggles and face shields
- 90,000 bottles of hand sanitiser

The NMS remains well positioned to respond rapidly to critical shortages of PPE and other medical supplies anywhere in Australia. This includes a series of bulk dispatches of personal protective equipment (PPE) intended to avert any potential critical supply shortages, as well as urgent deployments to organisations and individuals at risk of exposure to COVID-19.

### Testing of aged care residents and staff

#### Rapid Antigen Testing in Aged Care Facilities

The Australian Government is initially making rapid antigen testing (RAT) available to the following services and providers in high-risk (LGAs) of concern across New South Wales (NSW):

- residential aged care (including Residential Aged Care Facilities, Multi-Purpose Services, and the National Aboriginal and Torres Strait Islander Flexible Aged Care Program)
- home care

- short-term restorative care
- services delivered through the Commonwealth Home Support Program.

As of 12 October 2021, a total of **1,418,700 RAT tests** have been delivered from the National Medical Stockpile (NMS), for an initial 6 weeks supply, to 287 residential aged care facilities in NSW and VIC, so they can regularly screen workers and visitors (not residents), on a voluntary basis. RAT tests may be used to screen residents in some circumstances, such as the initial response to outbreaks in residential care settings, as required. More information about this program is available at the Department of Health Website - <https://www.health.gov.au/initiatives-and-programs/rapid-antigen-testing-for-aged-care>

Eligible residential aged care services in hotspot LGAs of NSW as at 12/10/21*	Total
Residential aged care facilities (RACFs) in NSW†	365
Residential aged care facilities (RACFs) in VIC‡	217
<b>Total number of eligible residential aged care services</b>	<b>582</b>

\* Tests to be made available from the National Medical Stockpile (NMS) to Commonwealth-funded providers delivering essential aged care & support services within selected LGAs in NSW.

† Includes Bayside, Blacktown, Burwood, Campbelltown, Canada Bay, Canterbury-Bankstown, Central Coast, Cumberland, Fairfield, Georges River, Hawkesbury, Inner West, Liverpool, Parramatta, Penrith, Shellharbour, Strathfield, Sydney, Wollongong, Includes Dubbo Regional, Mid-Western Regional, Bogan, Bourke, Brewarrina, Coonamble, Gilgandra, Lithgow, Narromine and Walgett.

‡ Hume, Whittlesea, Moreland, Melton, Brimbank, Moonee Valley, Wyndham, Hobsons Bay Darebin, Maribyrnong, Greater Dandenong, Port Phillip, Casey, Cardinia, Mildura and Mitchell

In addition, the Department is concurrently running a RAT pilot program in residential aged care settings. Phase 1 of the pilot commenced on 16 August 2021 and includes ten facilities located in COVID-19 affected areas in Greater Sydney. Ten out of 10 of these facilities are now on-boarded with the last facility reporting they commenced testing on Monday 20 September 2021. A further 70 sites are being added over the next weeks. As of 12 October 2021, 51 new aged care facilities have joined Phase 2 of the pilot, resulting in a total of 303,762 RAT tests being delivered to all participating facilities to date to support their participation in the RAT pilot. The pilot will be formally evaluated and be used to inform decisions around scaling and expansion into other settings.

### Sonic Weekly Testing

*As at 12 October 2021, under contract with the Commonwealth, Sonic Healthcare has conducted 775,844 COVID 19 tests at 2,672 unique residential aged care facilities (RACFs) nationally. Of the 775,844 tests conducted, 3,641 have been positive.*

### Vaccination in Residential Aged Care Facilities

As at 15 October 2021, a total of 330,021 doses have been administered to residents in residential aged care facilities.

All 883 facilities across NSW have received both a dose 1 and dose 2 Commonwealth in reach vaccination clinic.

The Commonwealth is actioning roving clinics in 33 LGA's within Sydney effected areas. There are 272 facilities receiving clinics, which offer vaccine to any residents and staff yet to receive a vaccine. The Commonwealth in-reach vaccination program has delivered 1,649 roving clinics to provide make up doses to residents and staff who require vaccination.

## Infection control and audits

The Aged Care Quality and Safety Commission (Commission) conducted an infection control monitoring (ICM) program in all Australian jurisdictions, working in partnership with local health authorities. This program was in addition to the Commission's usual assessment and auditing program, and included spot checks to residential aged care services, without an outbreak, to check compliance with PPE and infection control arrangements. The purpose of the visit was to observe infection control practices, to ensure that staff, management and visitors were adhering to safe personal protective equipment protocols and to safe infection control arrangements as required under the quality standards.

As at 7 October 2021, the Commission had undertaken 2,877 spot checks to observe infection control practices and PPE protocols in residential aged care facilities. The Commission is transitioning to a COVID-normal regulatory response and has ICM Spot Check Visit program. ICM spot check visits will no longer be undertaken as separate activities and will instead be undertaken within the Commission's usual regulatory operations.

All residential aged care facilities are required to engage an onsite clinical lead to provide leadership and increase capacity in relation to infection prevention and control. The Australian Government is providing a second payment of the COVID-19 supplement to assist facilities in meeting the additional costs of preparing for and responding to COVID-19.

In addition, under the Commonwealth-State Plan to boost aged care preparedness, states and territories are complementing the activity being undertaken by the Commission through additional site visits by state health services at the local level, which includes work relating to infection prevention and control (see Table 3 below). These visits are strengthening state health service relationships with local aged care services as part of the standing up of joint health aged care emergency response centres in each jurisdiction.

The Australian Government is working collaboratively with the states and territories to further bolster infection prevention and control through high quality face-to-face training in the aged care sector. In particular, the Government has committed \$57.8 million to fund states and territories to deliver additional targeted infection prevention and control (IPC) training to enhance RACF staff IPC skills; and undertake prevention, preparedness and response activities to address a COVID-19 outbreak in RACFs, including supporting RACFs to uplift IPC capacity by providing IPC training.

**Table 3: Total Quality Assessment and Monitoring Activities with residential services (including IPC), by type and month 1 October 2020 – to 7 October 2021**

Regulatory Activities	Oct 20	Nov 20	Dec 20	Jan-21	Feb -21	Mar -21	Apr-21	May -21	Jun 21	Jul-21	Aug-21	Sep -21	Oct-21	Total <sup>7</sup>
Site visits	485	329	360	291	258	293	149	128	118	87	94	101	38	4,090
Non-site activities	343	467	1,123	356	364	252	138	78	594	518	881	735	154	14,364
<b>Total activities</b>	<b>828</b>	<b>796</b>	<b>1,483</b>	<b>647</b>	<b>622</b>	<b>545</b>	<b>287</b>	<b>206</b>	<b>712</b>	<b>605</b>	<b>975</b>	<b>836</b>	<b>192</b>	<b>18,454</b>

<sup>7</sup> Please note totals are based on data from March 2020 to October 2021, however above is data from October 2020 to October 2021 for readability.



## Appendix 1: National residential aged care services with two or more positive COVID-19 cases

Victorian data is from the Public Health Events Surveillance System (PHESS). Case data for residential aged care facilities in all states except Victoria is collected by the Commonwealth Government.<sup>8</sup>

No.	State	Residential Aged Care Facility	Total Cases	Resident total	Resident resolved	Staff total	Staff Resolved	Resident deaths <sup>9</sup> <sub>10</sub>	Resolved / Active
1	ACT	Calvary Haydon Retirement Community	20	15	0	4	0	6	A
2	NSW	Advantage Care at Prestons Lodge	25	20	11	5	5	1	R
3	NSW	Alkira Gardens	2	1	0	1	0	0	R
4	NSW	Anglican Care Jesmond Grove	9	7	0	2	0	0	R
5	NSW	Anglicare Mildred Symons House (2nd Outbreak)	17	14	0	3	0	0	R
6	NSW	Ashwood Residential Care Service	3	0	0	3	0	0	R
7	NSW	Beechwood Aged Care	28	24	0	4	0	8	R
8	NSW	Bupa Clemton Park	3	2	0	1	0	0	R
9	NSW	Casa Mia Aged Care Centre (2nd Outbreak)	2	1	0	1	0	0	R

<sup>8</sup> Data table provided now excludes outbreaks (both active and resolved) where a single case of COVID-19 has been recorded.

<sup>9</sup> In Victoria, a death is reported when a person with COVID-19 dies during an active outbreak at an aged care facility, irrespective of the cause of death.

<sup>10</sup> In New South Wales, COVID-19 death is defined as a death in a confirmed case unless there is a clear alternative cause of death that cannot be related to COVID-19. There should be no period of complete recovery from COVID-19 between illness and death.

No.	State	Residential Aged Care Facility	Total Cases	Resident total	Resident resolved	Staff total	Staff Resolved	Resident deaths <sup>9</sup> <sub>10</sub>	Resolved / Active
10	NSW	Catholic Healthcare, Holy Spirit Dubbo	17	12	0	5	0	2	R
11	NSW	Catholic Healthcare, St Mary's Villa Dubbo	21	16	0	5	0	4	R
12	NSW	Courtlands Aged Care Facility	3	1	0	2	0	0	R
13	NSW	Dorothy Henderson Lodge, BaptistCare	22	17	11	5	5	6	R
14	NSW	Frank and Jess Kennett Home	3	0	0	3	0	0	R
15	NSW	Frederic House	20	18	0	2	0	1	R
16	NSW	Gallipoli Home	25	20	3	5	0	1	R
17	NSW	Greenwood Aged Care	7	6	0	1	0	3	R
18	NSW	Guildford Nursing Home	55	45	0	10	0	6	R
19	NSW	HammondCare Bond House	3	1	0	2	0	0	R
20	NSW	Hawkesbury Living Nursing Home	53	40	10	13	1	7	R
21	NSW	IRT Berlara On the Park	2	0	0	2	0	0	R
22	NSW	IRT Tarrawanna Care Centre	19	17	0	2	0	0	A
23	NSW	Japara Corymbia	2	0	0	2	0	0	R
24	NSW	Jesmond Aged Care	2	0	0	2	0	0	R

No.	State	Residential Aged Care Facility	Total Cases	Resident total	Resident resolved	Staff total	Staff Resolved	Resident deaths <sup>9</sup> <sub>10</sub>	Resolved / Active
25	NSW	Meredith House Nursing Home	6	2	0	4	0	1	R
26	NSW	Mildred Symons	17	14	0	3	0	0	R
27	NSW	Newmarch House Aged Care Facility	71	37	18	34	34	19	R
28	NSW	Northcourt Nursing Home	28	25	0	3	0	2	R
29	NSW	Opal Aged Care Bankstown (1st Outbreak)	6	3	0	3	3	3	R
30	NSW	Opal Aged Care Bankstown (2nd Outbreak)	3	0	0	3	0	0	R
31	NSW	Opal Canterbury Place Care Community	2	0	0	2	0	0	R
32	NSW	Pacific Lodge	2	0	0	2	0	0	R
33	NSW	Pathways Sailor's Bay	6	4	1	2	0	0	R
34	NSW	Pathways Sailor's Bay (second outbreak)	2	1	0	1	0	0	R
35	NSW	Quakers Hillside Care Community (second outbreak)	2	0	0	2	0	0	R
36	NSW	Regis Rose Bay	2	0	0	2	0	0	R
37	NSW	RFBI Hawkins Masonic Village, Edgeworth Acadia House (311)	20	14	0	6	0	2	R
38	NSW	Rosemore Aged Care Facility	2	0	0	2	0	0	R

No.	State	Residential Aged Care Facility	Total Cases	Resident total	Resident resolved	Staff total	Staff Resolved	Resident deaths <sup>9</sup> <sub>10</sub>	Resolved / Active
39	NSW	Southern Cross Care Daceyville	4	4	0	0	0	0	R
40	NSW	St Basil's Randwick	2	1	0	1	0	0	R
41	NSW	St George Aged Care Centre	15	8	5	7	0	3	R
42	NSW	St George Aged Care Centre (2nd Outbreak)	3	1	0	2	0	0	R
43	NSW	St Mary's Villa Residential Aged Care	2	1	0	1	0	0	R
44	NSW	St Simeon Village	2	0	0	2	0	0	R
45	NSW	Stanmore Place Community Care	2	0	0	2	0	0	R
46	NSW	Storm Village - Anglican Care	2	0	0	2	2	0	R
47	NSW	SummitCare Baulkham Hills	13	6	6	7	7	0	R
48	NSW	SummitCare Penrith	3	0	0	3	0	0	R
49	NSW	SummitCare Randwick	2	0	0	2	0	0	R
50	NSW	The Greek Community Home for the Aged	10	7	0	3	0	0	A
51	NSW	Uniting Edinglassie	10	9	0	1	0	2	R
52	NSW	Uniting Hawkesbury Richmond	2	0	0	2	0	0	R
53	NSW	Uniting Mullauna, Blacktown	3	2	0	1	0	0	R

No.	State	Residential Aged Care Facility	Total Cases	Resident total	Resident resolved	Staff total	Staff Resolved	Resident deaths <sup>9</sup> <sub>10</sub>	Resolved / Active
54	NSW	Uniting Springwood	5	2	0	3	0	1	R
55	NSW	Woollahra Montefiore Home	2	2	0	0	0	0	R
56	NSW	Wyoming Nursing Home	36	27	0	9	0	6	R
57	NSW	Yallambee Village	2	1	0	1	0	0	R
58	NSW	Yallambee Village (2nd outbreak)	15	14	0	1	0	0	R
59	SA	Anglicare Brompton	4	0	0	4	4	0	R
60	TAS	Melaleuca Home for the Aged	2	1	0	1	1	1	R
61	VIC	Arcare Burnside	5	0	0	5	5	0	R
62	VIC	Arcare Craigieburn	82	37	22	45	45	15	R
63	VIC	Arcare Keysborough	20	13	0	7	0	0	A
64	VIC	Arcare Maidstone (1st Outbreak)	7	0	0	7	7	0	R
65	VIC	Arcare Maidstone (2nd Outbreak)	8	3	3	5	5	0	R
66	VIC	Arcare Sydenham	47	22	16	25	25	6	R
67	VIC	Assisi Centre Aged Care	3	0	0	3	3	0	R
68	VIC	Aurum Healesville	2	0	0	2	2	0	R

No.	State	Residential Aged Care Facility	Total Cases	Resident total	Resident resolved	Staff total	Staff Resolved	Resident deaths <sup>9</sup> <sub>10</sub>	Resolved / Active
69	VIC	Aurum Plenty	83	47	34	36	36	13	R
70	VIC	Aurum Reservoir	3	0	0	3	3	0	R
71	VIC	Avonlea Grange Hostel	2	0	0	2	2	0	R
72	VIC	Baptcare Brookview Community	21	10	9	11	11	1	R
73	VIC	Baptcare Strathalan Community	2	0	0	2	2	0	R
74	VIC	Baptcare The Orchards Community	2	0	0	2	2	0	R
75	VIC	Baptcare Wyndham Lodge Community	232	101	71	131	131	30	R
76	VIC	Belvedere Aged Care	24	19	0	5	0	0	A
77	VIC	Benetas St George's	70	32	20	38	38	12	R
78	VIC	Bethel Aged Care	2	1	0	1	0	0	A
79	VIC	Bill Crawford Lodge	5	2	2	3	3	0	R
80	VIC	BlueCross Autumdale	54	24	11	30	30	13	R
81	VIC	BlueCross Baradine	2	0	0	2	2	0	R
82	VIC	BlueCross Chelsea Manor	5	0	0	5	5	0	R
83	VIC	BlueCross Elly Kay	2	1	0	1	1	1	R

No.	State	Residential Aged Care Facility	Total Cases	Resident total	Resident resolved	Staff total	Staff Resolved	Resident deaths <sup>9</sup> <sub>10</sub>	Resolved / Active
84	VIC	BlueCross Glengowie	38	31	0	7	0	0	A
85	VIC	BlueCross Ivanhoe	5	0	0	5	5	0	R
86	VIC	BlueCross Riverlea (1st Outbreak)	3	0	0	3	3	0	R
87	VIC	BlueCross Ruckers Hill	108	48	36	60	60	12	R
88	VIC	BlueCross Silverwood	2	0	0	2	2	0	R
89	VIC	BlueCross The Boulevard	69	36	22	33	33	14	R
90	VIC	BlueCross Westgarth	32	14	8	18	18	6	R
91	VIC	Boyne Russell House	2	0	0	2	2	0	R
92	VIC	Bupa Edithvale	78	44	26	34	34	18	R
93	VIC	Bupa Greensborough	2	0	0	2	2	0	R
94	VIC	Bupa Sunshine	2	0	0	2	2	0	R
95	VIC	Bupa Templestowe	11	3	1	8	8	2	R
96	VIC	Bupa Traralgon	19	7	5	12	12	2	R
97	VIC	Bupa Woodend	4	1	1	3	3	0	R
98	VIC	Campbell Place Aged Care Facility	2	0	0	2	2	0	R

No.	State	Residential Aged Care Facility	Total Cases	Resident total	Resident resolved	Staff total	Staff Resolved	Resident deaths <sup>9</sup> <sub>10</sub>	Resolved / Active
99	VIC	Chomley House Hostel	2	0	0	2	2	0	R
100	VIC	Churches of Christ Care Arcadia Aged Care Service Essendon	22	10	6	12	12	4	R
101	VIC	Coppin Centre Melbourne	2	0	0	2	2	0	R
102	VIC	Craigcare Pascoe Vale	94	47	31	47	47	16	R
103	VIC	Cumberland Manor	107	53	42	54	54	11	R
104	VIC	Doutta Galla Footscray Aged Care Facility (2nd Outbreak)	56	30	21	26	26	9	R
105	VIC	Doutta Galla Lynch's Bridge Aged Care Facility	2	0	0	2	2	0	R
106	VIC	Doutta Galla Wornack Aged Care Facility	42	20	12	22	22	8	R
107	VIC	Doutta Galla Yarraville Village Aged Care Facility	86	42	25	44	44	17	R
108	VIC	Edenvale Manor Aged Care Facility	20	14	10	6	6	4	R
109	VIC	Embracia Moonee Valley (first outbreak)	61	26	17	35	35	9	R
110	VIC	Embracia Moonee Valley (second outbreak)	2	0	0	2	0	0	A
111	VIC	Embracia at Reservoir	24	15	0	9	0	3	A
112	VIC	Epping Gardens	190	103	65	87	87	38	R



No.	State	Residential Aged Care Facility	Total Cases	Resident total	Resident resolved	Staff total	Staff Resolved	Resident deaths <sup>9</sup> <sub>10</sub>	Resolved / Active
113	VIC	Estia Health Ardeer	133	49	32	84	84	17	R
114	VIC	Estia Health Glen Waverley	6	2	2	4	4	0	R
115	VIC	Estia Health Heidelberg West	97	29	19	68	67	10	R
116	VIC	Estia Health Keilor (1st Outbreak)	4	2	2	2	2	0	R
117	VIC	Estia Health Keilor (2nd Outbreak)	42	24	18	18	18	6	R
118	VIC	Estia Health Keysborough	21	8	5	13	13	3	R
119	VIC	Eva Tilley Memorial Hostel	6	3	0	3	0	0	A
120	VIC	Ferndale Gardens	31	18	0	3	0	1	A
121	VIC	Florence Aged Care Facility	46	28	20	18	18	8	R
122	VIC	Fronitha Clayton Aged Care Facility	2	0	0	2	0	0	A
123	VIC	Fronitha Thalpori Aged Care Services - St Albans	3	1	0	2	2	1	R
124	VIC	Glendale Aged Care (first outbreak)	93	45	29	48	48	16	R
125	VIC	Glendale Aged Care (second outbreak)	3	3	0	0	0	0	A
126	VIC	Glenlyn Aged Care Facility	63	40	36	23	23	4	R
127	VIC	Grace Of Mary Greek Cypriot Elderly Hostel	55	22	11	33	33	11	R

No.	State	Residential Aged Care Facility	Total Cases	Resident total	Resident resolved	Staff total	Staff Resolved	Resident deaths <sup>9</sup> <sub>10</sub>	Resolved / Active
128	VIC	HammondCare - Caulfield Village Aged care Facility	2	2	2	0	0	0	R
129	VIC	Holloway Aged Care Services	3	1	0	2	2	1	R
130	VIC	James Barker House	3	1	1	2	2	0	R
131	VIC	Japara Central Park	40	18	15	22	22	3	R
132	VIC	Japara Elanora	63	31	19	32	32	12	R
133	VIC	Japara Goonawarra	103	53	33	50	50	20	R
134	VIC	Japara Millward	36	19	15	17	17	4	R
135	VIC	Japara The Regent	42	21	18	21	21	3	R
136	VIC	Japara Trugo Place	2	0	0	2	0	0	A
137	VIC	Japara Viewhills Manor	4	3	0	1	0	0	A
138	VIC	Kalyra Care	101	57	31	44	44	26	R
139	VIC	Kirkbrae Kilsyth Nursing Home	115	61	40	54	54	21	R
140	VIC	Langford Grange	29	25	0	4	0	0	A
141	VIC	Liscombe House	2	0	0	2	2	0	R

No.	State	Residential Aged Care Facility	Total Cases	Resident total	Resident resolved	Staff total	Staff Resolved	Resident deaths <sup>9</sup> <sub>10</sub>	Resolved / Active
142	VIC	Little Sisters of the Poor St Joseph's Home	2	1	0	1	1	1	R
143	VIC	Lynden Aged Care	3	1	1	2	2	0	R
144	VIC	Maculata Place Shepparton Villages	3	1	1	2	2	0	R
145	VIC	Martin Luther Homes The Basin	2	0	0	2	2	0	R
146	VIC	Mecwacare John Atchison Centre	84	45	27	39	39	18	R
147	VIC	Menarock Life Emmavale Gardens	4	1	1	3	3	0	R
148	VIC	Menarock Life Essendon Aged Care	47	20	13	27	27	7	R
149	VIC	Menarock Life McGregor Gardens Aged Care	4	1	1	3	3	0	R
150	VIC	Menarock Life Rosehill Aged Care Facility	82	51	34	31	31	17	R
151	VIC	Mercy Place Dandenong	21	13	10	8	8	3	R
152	VIC	Mercy Place Montrose	2	0	0	2	2	0	R
153	VIC	Mercy Place Parkville	97	58	36	39	39	22	R
154	VIC	Mercy Place Templestowe	2	1	1	1	1	0	R
155	VIC	Mercy Place Wyndham	5	2	1	3	3	1	R
156	VIC	Mitchell House Hostel Morwell	2	1	1	1	1	0	R

No.	State	Residential Aged Care Facility	Total Cases	Resident total	Resident resolved	Staff total	Staff Resolved	Resident deaths <sup>9</sup> <sub>10</sub>	Resolved / Active
157	VIC	Montefiore Homes Community Residence Jewish Care Hannah and Daryl Cohen Centre Windsor Aged Care Facility	67	33	31	34	34	2	R
158	VIC	Newmans on the Park	2	0	0	2	0	0	A
159	VIC	Opal Hobsons Bay Altona North	37	22	13	15	15	9	R
160	VIC	Opal Meadow Heights Care Community	34	25	0	9	0	13	A
161	VIC	Opal South Valley	56	32	24	24	24	8	R
162	VIC	Outlook Gardens Aged Care	99	41	28	58	58	13	R
163	VIC	Point Cook Manor Aged Care	2	0	0	2	2	0	R
164	VIC	Princeton View	71	28	19	43	43	9	R
165	VIC	Rathdowne Place Carlton	9	1	1	8	8	0	R
166	VIC	Regis Brighton	67	24	13	43	43	11	R
167	VIC	Regis Cranbourne	2	0	0	2	2	0	R
168	VIC	Regis Fawkner (first outbreak)	5	4	3	1	1	1	R
169	VIC	Regis Fawkner (second outbreak)	17	11	0	6	0	1	A
170	VIC	Regis Macleod	2	0	0	2	2	0	R

No.	State	Residential Aged Care Facility	Total Cases	Resident total	Resident resolved	Staff total	Staff Resolved	Resident deaths <sup>9</sup> <sub>10</sub>	Resolved / Active
171	VIC	Regis Macleod (2nd Outbreak)	2	0	0	2	2	0	R
172	VIC	Riddell Gardens Hostel	2	2	0	0	0	2	R
173	VIC	Royal Freemasons Gregory Lodge	66	39	24	27	27	15	R
174	VIC	Royal Freemasons Monash Gardens Hostel	2	0	0	2	2	0	R
175	VIC	Sacred Heart Community	11	9	0	2	0	0	A
176	VIC	Sheridan Aged Care (Kyabram District Health Service)	3	0	0	3	3	0	R
177	VIC	St Basil's Homes for the Aged in Victoria	191	94	49	97	97	45	R
178	VIC	St Vincent's Care Services Eltham - Eltham Lodge	2	0	0	2	2	0	R
179	VIC	Sunlight Residential Aged Care (second outbreak)	3	1	0	2	0	0	A
180	VIC	Sutton Park Assisted Aged Care	77	46	39	31	31	7	R
181	VIC	The Ashley	3	2	0	1	0	0	A
182	VIC	The Bays Aged Care Facility	20	16	0	4	0	2	A
183	VIC	Twin Parks Aged Care Centre	125	79	57	46	46	22	R
184	VIC	Uniting AgeWell Box Hill	2	0	0	2	2	0	R

No.	State	Residential Aged Care Facility	Total Cases	Resident total	Resident resolved	Staff total	Staff Resolved	Resident deaths <sup>9</sup> <sub>10</sub>	Resolved / Active
185	VIC	Uniting AgeWell Kingsville	2	0	0	2	2	0	R
186	VIC	Uniting AgeWell Preston (2nd Outbreak)	2	0	0	2	2	0	R
187	VIC	Villa Maria Catholic Homes Berwick Aged Care Residence (first outbreak)	8	5	5	3	3	0	R
188	VIC	Villa Maria Catholic Homes St Bernadette's Aged Care Residence	2	1	0	1	0	0	A
189	VIC	Villa Maria Catholic Homes Corpus Christi Aged Care Residence	3	0	0	3	3	0	R
190	VIC	Villa Maria Catholic Homes St Bernadette's Aged Care Residence	17	4	1	13	13	3	R
191	VIC	Village Glen Aged Care Residences - Mornington	38	21	16	17	17	5	R
192	VIC	Water Gardens	8	7	0	1	0	0	A
193	VIC	Westernport Nursing Home (first outbreak)	2	0	0	2	2	0	R
194	VIC	Westernport Nursing Home (second outbreak)	4	2	0	2	0	0	A