



CURRENT STATUS OF CONFIRMED CASES

125,082

Total cases

1,421

Total deaths

24,982

Active cases

287

CURRENT CASES
INTENSIVE CARE UNITS (ICU)

ACT	NSW	NT	QLD	SA	TAS	VIC	WA
5	163	0	0	0	0	117	2

1,437

CURRENT CASES
ADMITTED TO HOSPITALS

ACT	NSW	NT	QLD	SA	TAS	VIC	WA
17	812	5	21	0	0	578	4

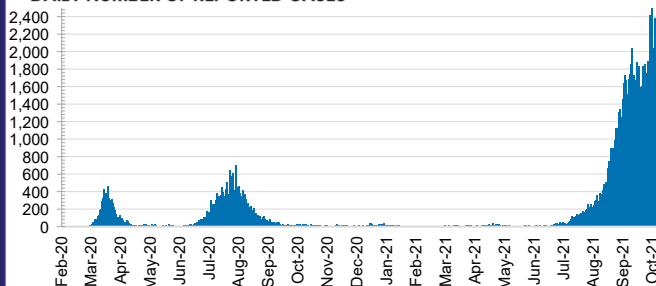
39,580,942

0.3% POSITIVE

TOTAL TESTS
CONDUCTED

ACT	NSW	NT	QLD
507,905	17,973,925	402,028	4,491,113
POSITIVE	POSITIVE	POSITIVE	POSITIVE
0.3%	0.4%	0.1%	0.0%
SA	TAS	VIC	WA
2,299,583	368,729	11,742,589	1,795,070
POSITIVE	POSITIVE	POSITIVE	POSITIVE
0.0%	0.1%	0.4%	0.1%

DAILY NUMBER OF REPORTED CASES

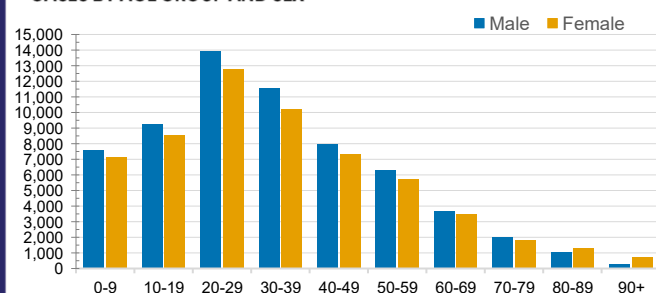


CASES IN AGED CARE SERVICES

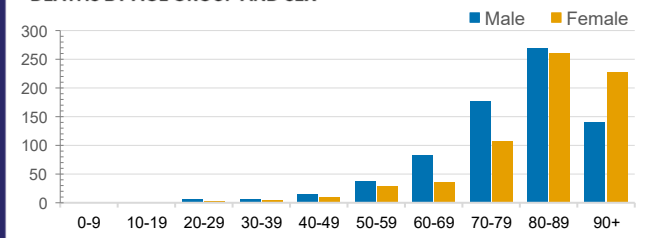
Confirmed Cases	Australia	ACT	NSW	NT	QLD	SA	TAS	VIC	WA
Residential Care Recipients	2498 [1417] (744)	0	426 [81] (70)	0	1 (1)	0	1 (1)	2055 [1336] (667)	0
In Home Care Recipients	110 [73] (10)	0	33 [13] (2)	0	8 [8]	1 [1]	5 [3] (2)	62 [48] (5)	1 (1)

Cases in care recipients [recovered] (deaths)

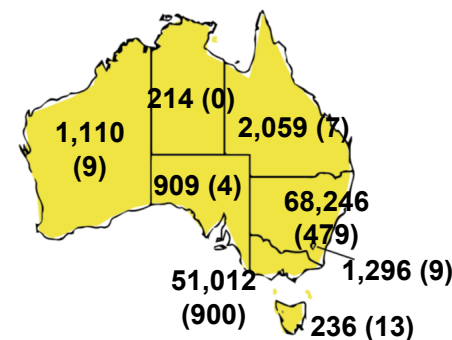
CASES BY AGE GROUP AND SEX



DEATHS BY AGE GROUP AND SEX

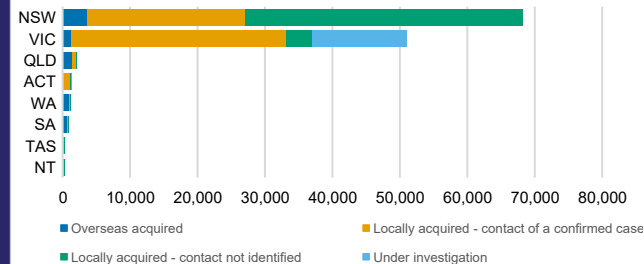


CASES (DEATHS) BY STATE AND TERRITORIES



CASES BY SOURCE OF INFECTION

Australia (% of all confirmed cases)



PUBLIC HEALTH RESPONSE MEASURE

Proportion of total cases under investigation

