



**CURRENT STATUS OF CONFIRMED CASES**



**293**



ACT	NSW	NT	QLD	SA	TAS	VIC	WA
6	170	0	0	0	0	114	3

**1,522**



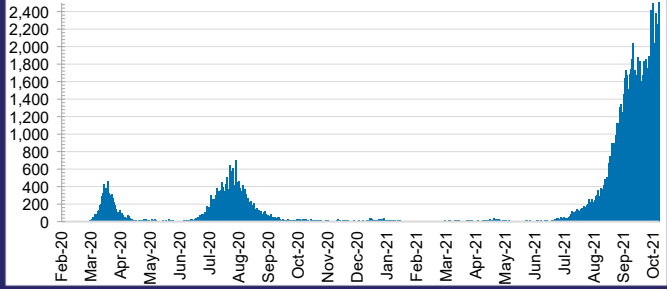
ACT	NSW	NT	QLD	SA	TAS	VIC	WA
16	856	5	19	0	0	620	6

**39,403,312**



<b>0.3%</b> POSITIVE	<b>0.4%</b> POSITIVE	<b>0.1%</b> POSITIVE	<b>0.0%</b> POSITIVE
ACT	NSW	NT	QLD
502,579	17,894,031	399,930	4,479,835
SA	TAS	VIC	WA
2,294,488	368,233	11,669,146	1,795,070
<b>0.0%</b> POSITIVE	<b>0.1%</b> POSITIVE	<b>0.4%</b> POSITIVE	<b>0.1%</b> POSITIVE

**DAILY NUMBER OF REPORTED CASES**

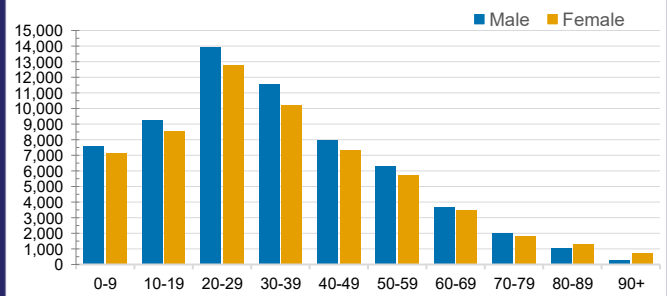


**CASES IN AGED CARE SERVICES**

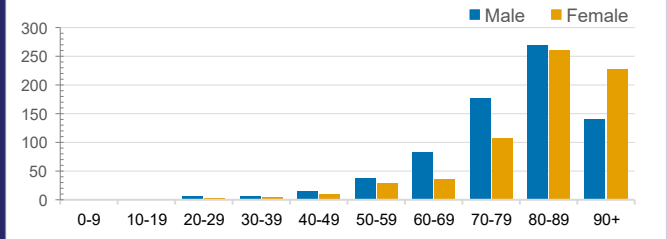
Confirmed Cases	Australia	ACT	NSW	NT	QLD	SA	TAS	VIC	WA
Residential Care Recipients	2498 [1417] (744)	0	426 [81] (70)	0	1 (1)	0	1 (1)	2055 [1336] (667)	0
In Home Care Recipients	110 [73] (10)	0	33 [13] (2)	0	8 [8]	1 [1]	5 [3] (2)	62 [48] (5)	1 (1)

Cases in care recipients [recovered] (deaths)

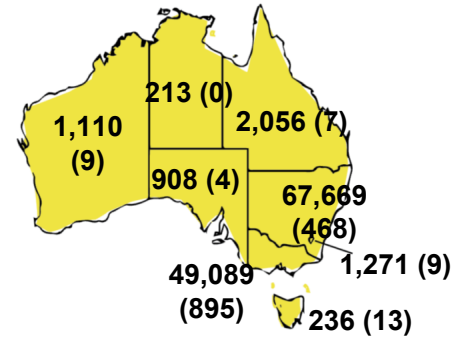
**CASES BY AGE GROUP AND SEX**



**DEATHS BY AGE GROUP AND SEX**

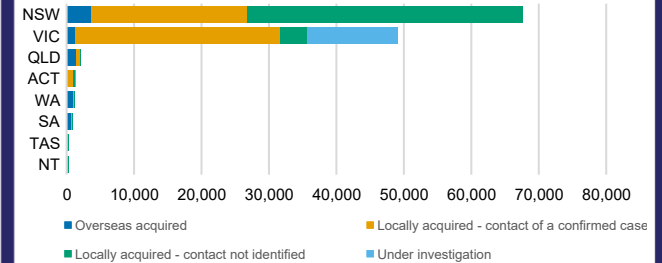


**CASES (DEATHS) BY STATE AND TERRITORIES**



**CASES BY SOURCE OF INFECTION**

Australia (% of all confirmed cases)



**PUBLIC HEALTH RESPONSE MEASURE**

Proportion of total cases under investigation

