



CURRENT STATUS OF CONFIRMED CASES



306

CURRENT CASES
INTENSIVE CARE UNITS (ICU)

ACT	NSW	NT	QLD	SA	TAS	VIC	WA
7	181	0	0	0	0	11	3
5							

1,520

CURRENT CASES
ADMITTED TO HOSPITALS

ACT	NSW	NT	QLD	SA	TAS	VIC	WA
15	911	7	17	0	0	564	6

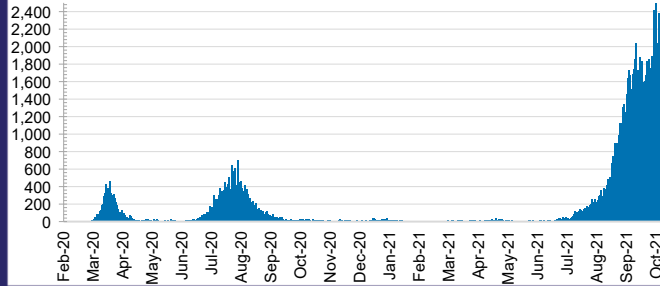
39,191,561

0.3% POSITIVE

TOTAL TESTS
CONDUCTED

ACT	NSW	NT	QLD
499,792	17,790,643	398,404	4,464,148
POSITIVE	POSITIVE	POSITIVE	POSITIVE
0.2%	0.4%	0.1%	0.0%
SA	TAS	VIC	WA
2,288,173	367,229	11,591,592	1,791,580
POSITIVE	POSITIVE	POSITIVE	POSITIVE
0.0%	0.1%	0.4%	0.1%

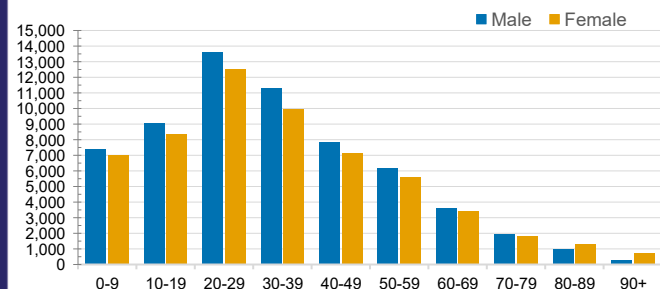
DAILY NUMBER OF REPORTED CASES



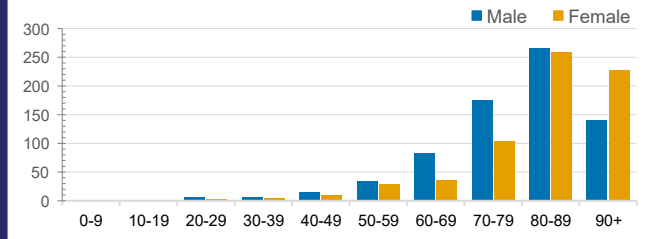
CASES IN AGED CARE SERVICES

Confirmed Cases	Australia	ACT	NSW	NT	QLD	SA	TAS	VIC	WA
Residential Care Recipients	2489 [1405] (742)	15 (5)	420 [69] (69)	0	1 (1)	0	1 (1)	2052 [1336] (666)	0
In Home Care Recipients	110 [73] (11)	0	33 [13] (2)	0	8 [8]	1 [1]	5 [3] (2)	62 [48] (5)	1 (1)
Cases in care recipients [recovered] (deaths)									

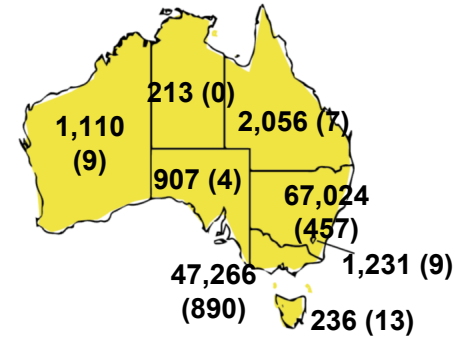
CASES BY AGE GROUP AND SEX



DEATHS BY AGE GROUP AND SEX

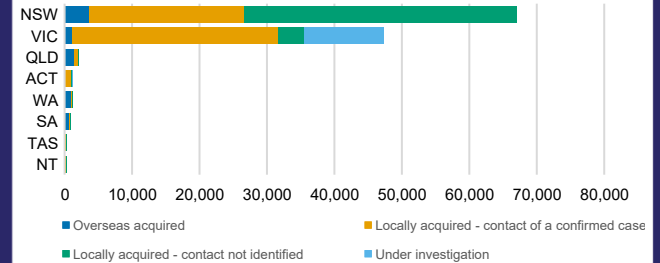


CASES (DEATHS) BY STATE AND TERRITORIES



CASES BY SOURCE OF INFECTION

Australia (% of all confirmed cases)



PUBLIC HEALTH RESPONSE MEASURE

Proportion of total cases under investigation

