



CURRENT STATUS OF CONFIRMED CASES

117,826

Total cases

1,379

Total deaths

23,068

Active cases

291

CURRENT CASES
INTENSIVE CARE UNITS (ICU)

ACT	NSW	NT	QLD	SA	TAS	VIC	WA
7	188	0	0	0	0	94	2

1,527

CURRENT CASES
ADMITTED TO HOSPITALS

ACT	NSW	NT	QLD	SA	TAS	VIC	WA
16	959	6	15	0	0	525	6

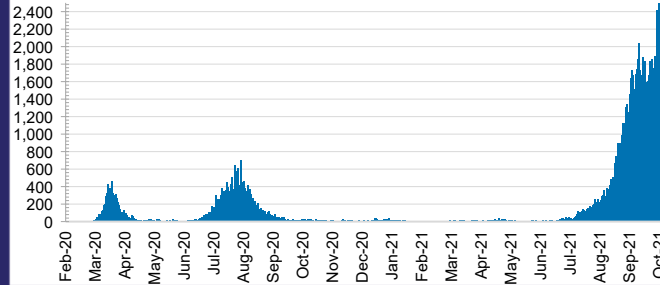
38,972,680

0.3% POSITIVE

TOTAL TESTS
CONDUCTED

ACT	NSW	NT	QLD
497,334	17,678,457	397,754	4,449,206
POSITIVE	POSITIVE	POSITIVE	POSITIVE
0.2%	0.4%	0.1%	0.0%
SA	TAS	VIC	WA
2,281,105	366,065	11,514,354	1,788,405
POSITIVE	POSITIVE	POSITIVE	POSITIVE
0.0%	0.1%	0.4%	0.1%

DAILY NUMBER OF REPORTED CASES

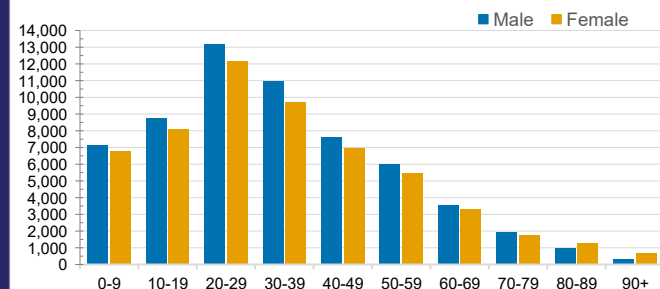


CASES IN AGED CARE SERVICES

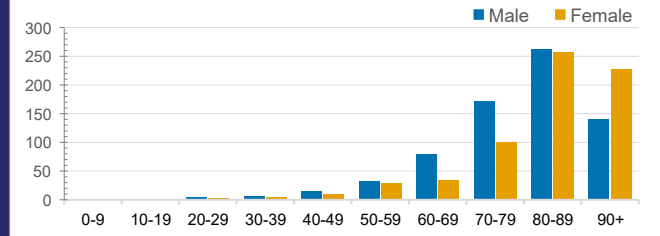
Confirmed Cases	Australia	ACT	NSW	NT	QLD	SA	TAS	VIC	WA
	2486	15 (4)	419 [69]	0	1 (1)	0	1 (1)	2050	0
Residential Care Recipients	[1405]		(69)					[1336]	
In Home Care Recipients	110 [73]	0	33 [13]	0	8 [8]	1 [1]	5 [3]	62 [48]	1 (1)
	(11)		(2)					(5)	

Cases in care recipients [recovered] (deaths)

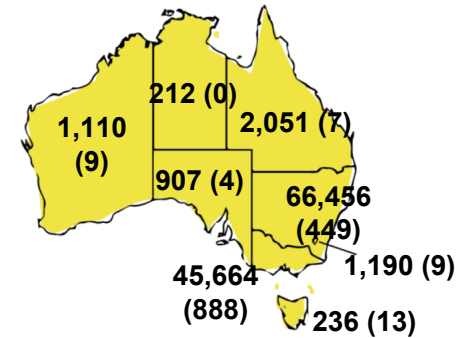
CASES BY AGE GROUP AND SEX



DEATHS BY AGE GROUP AND SEX

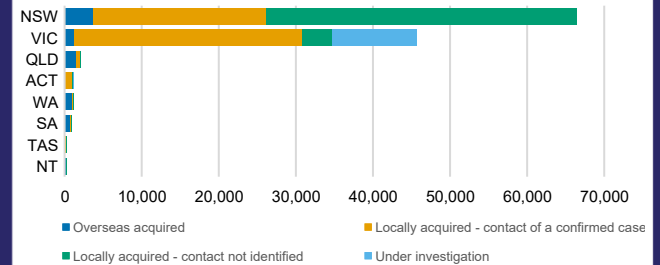


CASES (DEATHS) BY STATE AND TERRITORIES



CASES BY SOURCE OF INFECTION

Australia (% of all confirmed cases)



PUBLIC HEALTH RESPONSE MEASURE

Proportion of total cases under investigation

