



CURRENT STATUS OF CONFIRMED CASES



265



ACT	NSW	NT	QLD	SA	TAS	VIC	WA
9	109	0	0	0	0	147	0

1,309



ACT	NSW	NT	QLD	SA	TAS	VIC	WA
15	457	5	15	0	0	817	0

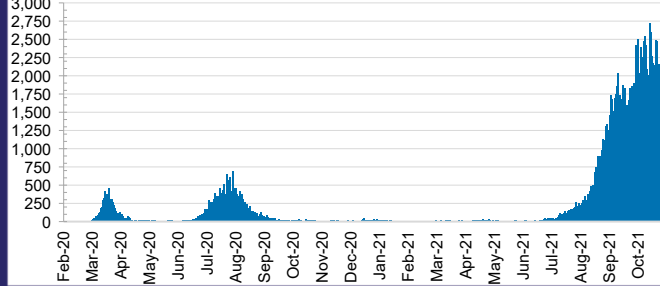
42,518,392



0.4% POSITIVE

ACT	NSW	NT	QLD
550,136	19,307,810	427,615	4,629,367
POSITIVE	POSITIVE	POSITIVE	POSITIVE
0.3%	0.4%	0.1%	0.0%
SA	TAS	VIC	WA
2,387,192	388,070	12,976,061	1,852,141
POSITIVE	POSITIVE	POSITIVE	POSITIVE
0.0%	0.1%	0.6%	0.1%

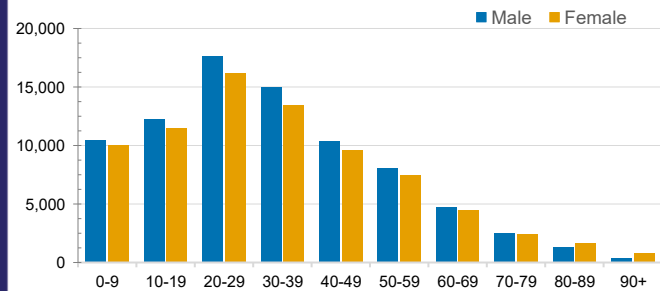
DAILY NUMBER OF REPORTED CASES



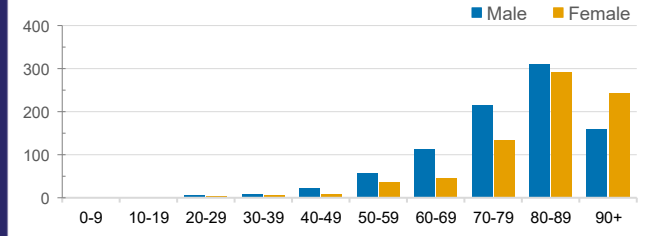
CASES IN AGED CARE SERVICES

Confirmed Cases	Australia	ACT	NSW	NT	QLD	SA	TAS	VIC	WA
Residential Care Recipients	2870 [1460] (781)	15 [8] (7)	472 [84] (84)	0	1 (1)	0	1 (1)	2381 [1368] (688)	0
In Home Care Recipients	117 [73] (10)	0	34 [13] (2)	0	8 [8]	1 [1]	5 [3] (2)	68 [48] (5)	1 (1)
Cases in care recipients [recovered] (deaths)									

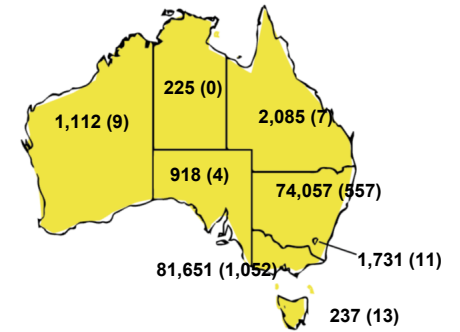
CASES BY AGE GROUP AND SEX



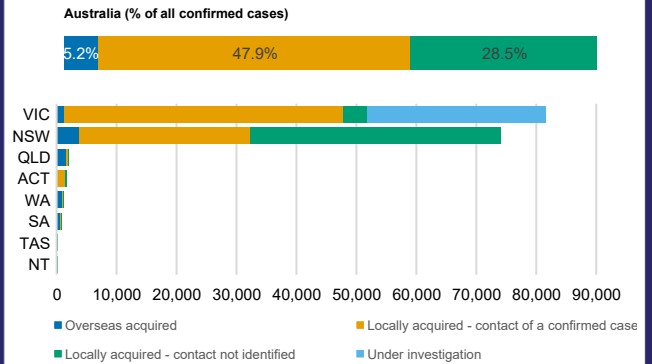
DEATHS BY AGE GROUP AND SEX



CASES (DEATHS) BY STATE AND TERRITORIES



CASES BY SOURCE OF INFECTION



PUBLIC HEALTH RESPONSE MEASURE

