



**CURRENT STATUS OF CONFIRMED CASES**



**276**



ACT	NSW	NT	QLD	SA	TAS	VIC	WA
11	119	0	0	0	0	146	0

**1,312**



ACT	NSW	NT	QLD	SA	TAS	VIC	WA
20	480	9	16	0	0	787	0

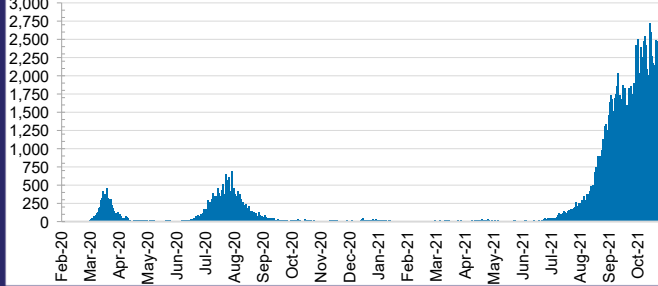
**42,230,717**



**0.4% POSITIVE**

ACT	NSW	NT	QLD
545,869	19,176,846	425,483	4,614,621
POSITIVE	POSITIVE	POSITIVE	POSITIVE
0.3%	0.4%	0.1%	0.0%
SA	TAS	VIC	WA
2,378,646	386,173	12,863,477	1,839,602
POSITIVE	POSITIVE	POSITIVE	POSITIVE
0.0%	0.1%	0.6%	0.1%

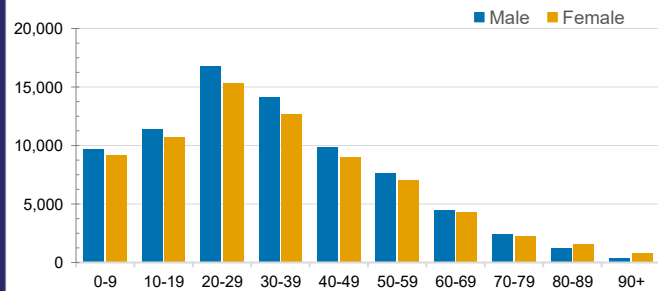
**DAILY NUMBER OF REPORTED CASES**



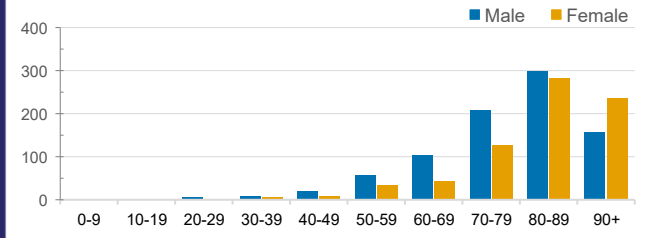
**CASES IN AGED CARE SERVICES**

Confirmed Cases	Australia	ACT	NSW	NT	QLD	SA	TAS	VIC	WA
Residential Care Recipients	2797 [1449] (776)	15 [8] (7)	458 [84] (83)	0	1 (1)	0	1 (1)	2322 [1357] (684)	0
In Home Care Recipients	117 [75] (10)	0	34 [13] (2)	0	8 [8]	1 [1]	5 [3] (2)	68 [48] (5)	1 (1)
Cases in care recipients [recovered] (deaths)									

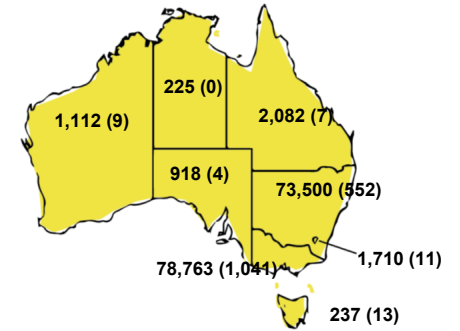
**CASES BY AGE GROUP AND SEX**



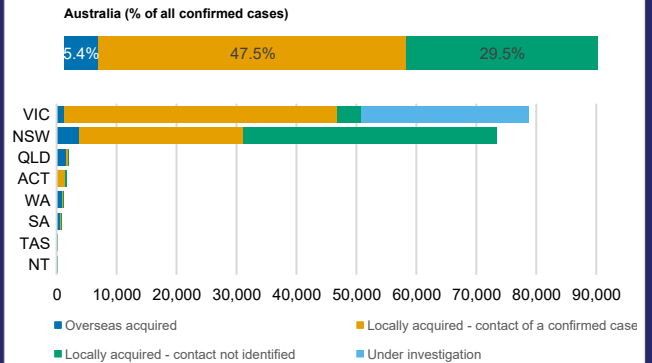
**DEATHS BY AGE GROUP AND SEX**



**CASES (DEATHS) BY STATE AND TERRITORIES**



**CASES BY SOURCE OF INFECTION**



**PUBLIC HEALTH RESPONSE MEASURE**

