



CURRENT STATUS OF CONFIRMED CASES

149,398

Total cases

1,577

Total deaths

28,526

Active cases

280

CURRENT CASES
INTENSIVE CARE UNITS (ICU)

ACT	NSW	NT	QLD	SA	TAS	VIC	WA
8	124	0	1	0	0	147	0

1,378

CURRENT CASES
ADMITTED TO HOSPITALS

ACT	NSW	NT	QLD	SA	TAS	VIC	WA
20	552	9	11	0	0	786	0

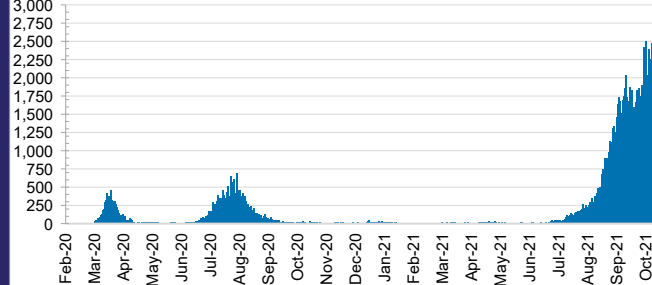
41,564,096

0.4% POSITIVE

TOTAL TESTS
CONDUCTED

ACT	NSW	NT	QLD
540,871	18,883,159	419,268	4,581,585
POSITIVE	POSITIVE	POSITIVE	POSITIVE
0.3%	0.4%	0.1%	0.0%
SA	TAS	VIC	WA
2,359,653	383,005	12,564,415	1,832,140
POSITIVE	POSITIVE	POSITIVE	POSITIVE
0.0%	0.1%	0.6%	0.1%

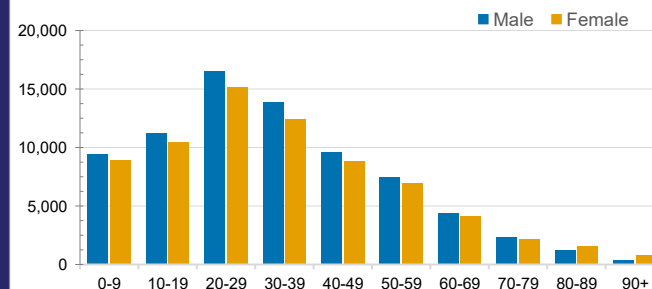
DAILY NUMBER OF REPORTED CASES



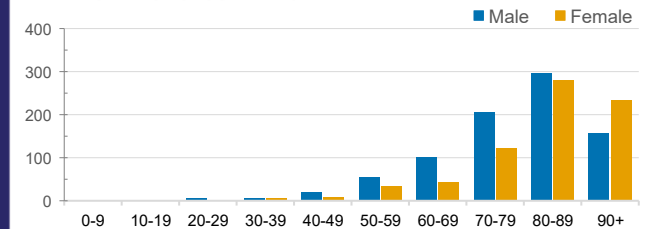
CASES IN AGED CARE SERVICES

Confirmed Cases	Australia	ACT	NSW	NT	QLD	SA	TAS	VIC	WA
Residential Care Recipients	2779 [1449] (770)	15 [8] (7)	457 [84] (82)	0	1 (1)	0	1 (1)	2305 [1357] (679)	0
In Home Care Recipients	114 [73] (10)	0	33 [13] (2)	0	8 [8]	1 [1]	5 [3] (2)	66 [48] (5)	1 (1)
Cases in care recipients [recovered] (deaths)									

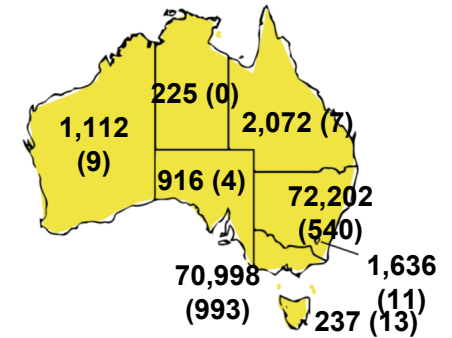
CASES BY AGE GROUP AND SEX



DEATHS BY AGE GROUP AND SEX

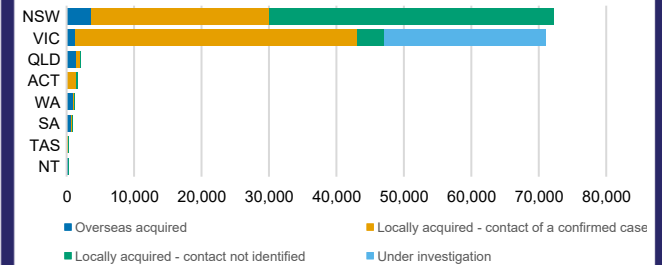


CASES (DEATHS) BY STATE AND TERRITORIES



CASES BY SOURCE OF INFECTION

Australia (% of all confirmed cases)



PUBLIC HEALTH RESPONSE MEASURE

Proportion of total cases under investigation

