



CURRENT STATUS OF CONFIRMED CASES



302



ACT	NSW	NT	QLD	SA	TAS	VIC	WA
3	202	0	0	0	0	97	0

1,468



ACT	NSW	NT	QLD	SA	TAS	VIC	WA
13	1,005	8	13	0	0	429	0

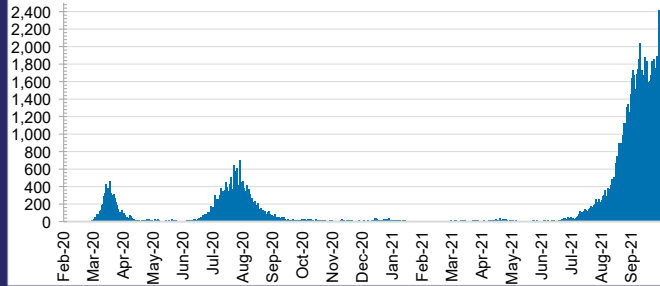
38,251,589



0.3% POSITIVE

ACT	NSW	NT	QLD
484,101	17,337,033	391,610	4,400,018
POSITIVE	POSITIVE	POSITIVE	POSITIVE
0.2%	0.4%	0.1%	0.0%
SA	TAS	VIC	WA
2,262,275	362,605	11,241,650	1,772,297
POSITIVE	POSITIVE	POSITIVE	POSITIVE
0.0%	0.1%	0.4%	0.1%

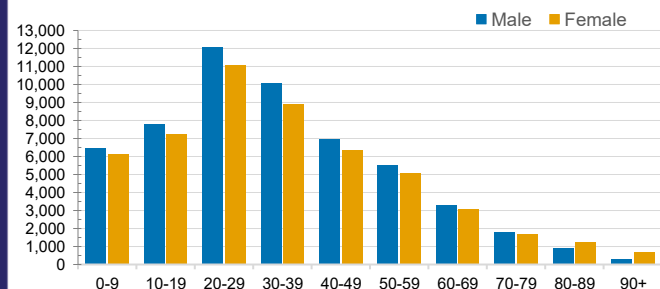
DAILY NUMBER OF REPORTED CASES



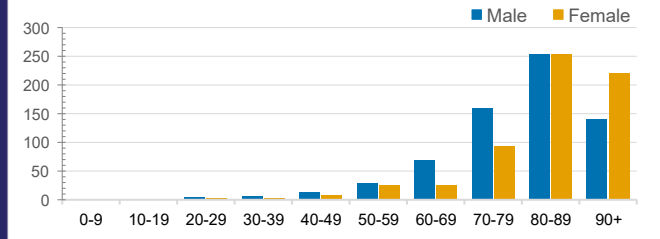
CASES IN AGED CARE SERVICES

Confirmed Cases	Australia	ACT	NSW	NT	QLD	SA	TAS	VIC	WA
Residential Care Recipients	2453 [1405] (728)	12 (3)	417 [69] (62)	0	1 (1)	0	1 (1)	2022 [1336] (661)	0
In Home Care Recipients	104 [73] (11)	0	33 [13] (2)	0	8 [8]	1 [1]	5 [3] (2)	62 [48] (5)	1 (1)
Cases in care recipients [recovered] (deaths)									

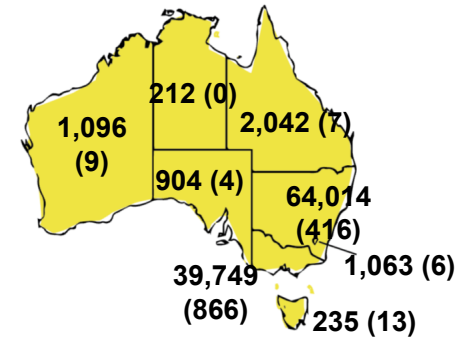
CASES BY AGE GROUP AND SEX



DEATHS BY AGE GROUP AND SEX

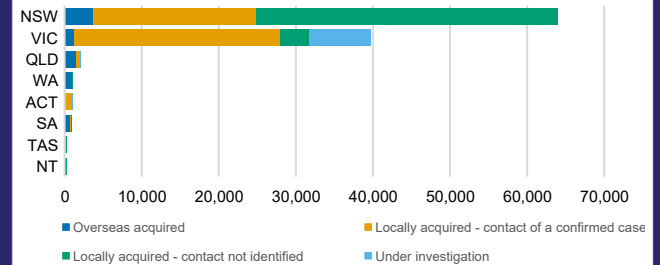


CASES (DEATHS) BY STATE AND TERRITORIES



CASES BY SOURCE OF INFECTION

Australia (% of all confirmed cases)



PUBLIC HEALTH RESPONSE MEASURE

Proportion of total cases under investigation

