



CURRENT STATUS OF CONFIRMED CASES



288



ACT	NSW	NT	QLD	SA	TAS	VIC	WA
10	128	0	1	0	0	149	0

1,416



ACT	NSW	NT	QLD	SA	TAS	VIC	WA
18	589	9	15	0	0	784	1

41,371,800

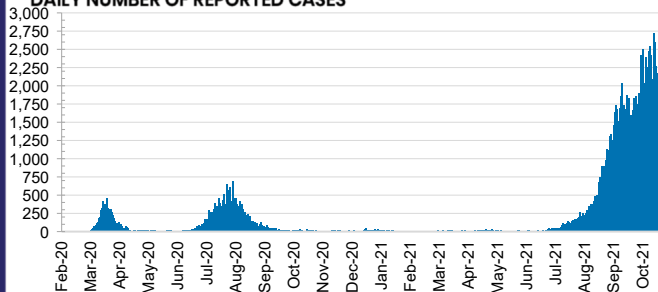


0.4% POSITIVE

**TOTAL TESTS
CONDUCTED**

ACT	NSW	NT	QLD
536,776	18,794,495	417,173	4,571,810
POSITIVE	POSITIVE	POSITIVE	POSITIVE
0.3%	0.4%	0.1%	0.0%
SA	TAS	VIC	WA
2,354,072	381,537	12,485,487	1,830,450
POSITIVE	POSITIVE	POSITIVE	POSITIVE
0.0%	0.1%	0.6%	0.1%

DAILY NUMBER OF REPORTED CASES

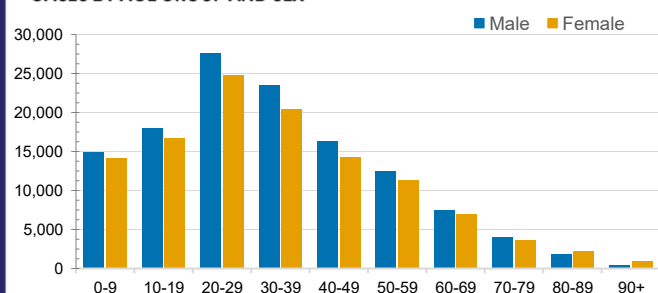


CASES IN AGED CARE SERVICES

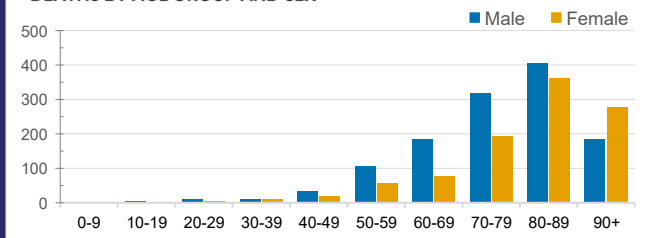
Confirmed Cases	Australia	ACT	NSW	NT	QLD	SA	TAS	VIC	WA
Residential Care Recipients	2732 [1442] (766)	15 [8] (7)	447 [84] (79)	0	1 (1)	0	1 (1)	2268 [1350] (678)	0
In Home Care Recipients	114 [73] (10)	0	33 [13] (2)	0	8 [8]	1 [1]	5 [3] (2)	66 [48] (5)	1 (1)

Cases in care recipients [recovered] (deaths)

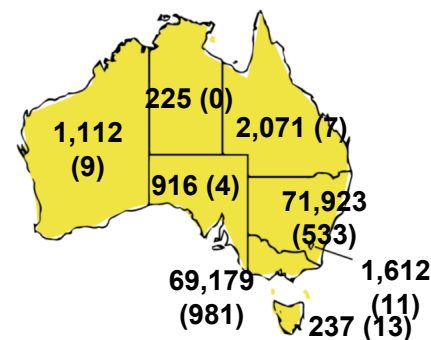
CASES BY AGE GROUP AND SEX



DEATHS BY AGE GROUP AND SEX

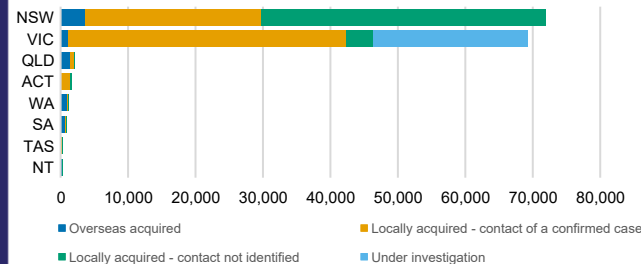


CASES (DEATHS) BY STATE AND TERRITORIES



CASES BY SOURCE OF INFECTION

Australia (% of all confirmed cases)



PUBLIC HEALTH RESPONSE MEASURE

Proportion of total cases under investigation

