



CURRENT STATUS OF CONFIRMED CASES



312



ACT	NSW	NT	QLD	SA	TAS	VIC	WA
10	138	0	1	0	0	163	0

1,493



ACT	NSW	NT	QLD	SA	TAS	VIC	WA
15	652	9	18	0	0	798	1

40,879,419

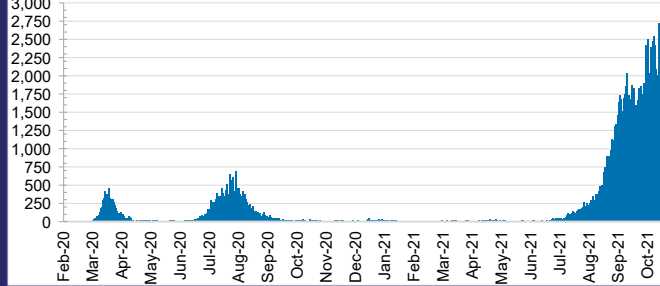


0.3% POSITIVE

**TOTAL TESTS
CONDUCTED**

ACT	NSW	NT	QLD
532,101	18,574,518	413,533	4,550,817
POSITIVE	POSITIVE	POSITIVE	POSITIVE
0.3%	0.4%	0.1%	0.0%
SA	TAS	VIC	WA
2,339,838	376,483	12,273,459	1,818,670
POSITIVE	POSITIVE	POSITIVE	POSITIVE
0.0%	0.1%	0.5%	0.1%

DAILY NUMBER OF REPORTED CASES

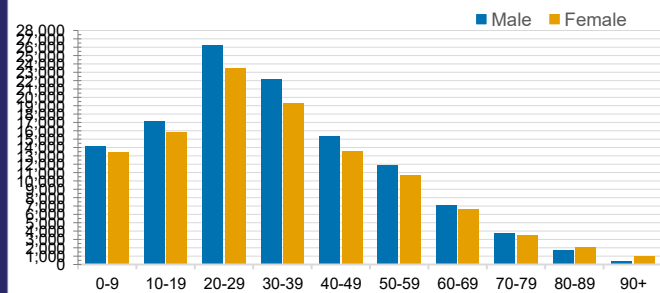


CASES IN AGED CARE SERVICES

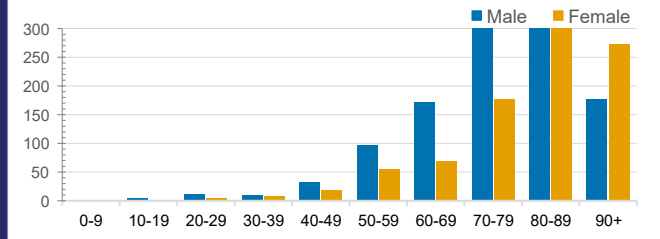
Confirmed Cases	Australia	ACT	NSW	NT	QLD	SA	TAS	VIC	WA
Residential Care Recipients	2652 [1431] (761)	15 (6)	437 [81] (78)	0	1 (1)	0	1 (1)	2198 [1350] (675)	0
In Home Care Recipients	111 [73] (10)	0	33 [13] (2)	0	8 [8]	1 [1]	5 [3] (2)	63 [48] (5)	1 (1)

Cases in care recipients [recovered] (deaths)

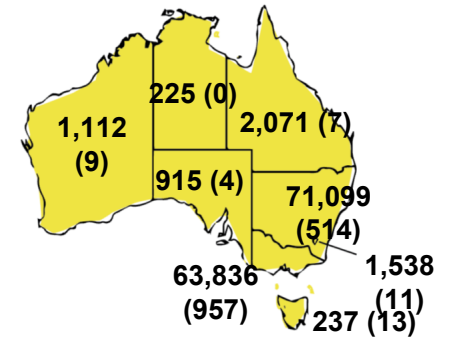
CASES BY AGE GROUP AND SEX



DEATHS BY AGE GROUP AND SEX

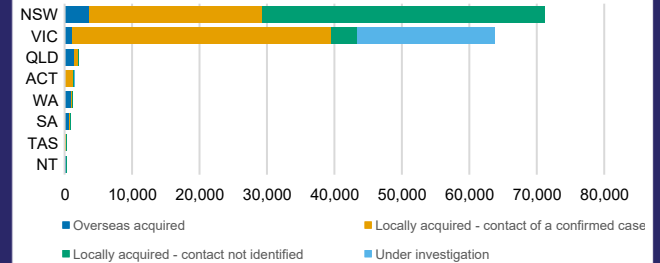


CASES (DEATHS) BY STATE AND TERRITORIES



CASES BY SOURCE OF INFECTION

Australia (% of all confirmed cases)



PUBLIC HEALTH RESPONSE MEASURE

Proportion of total cases under investigation

