



CURRENT STATUS OF CONFIRMED CASES



311



ACT	NSW	NT	QLD	SA	TAS	VIC	WA
8	145	0	1	0	0	157	0

1,414



ACT	NSW	NT	QLD	SA	TAS	VIC	WA
16	677	7	18	0	0	695	1

40,715,932

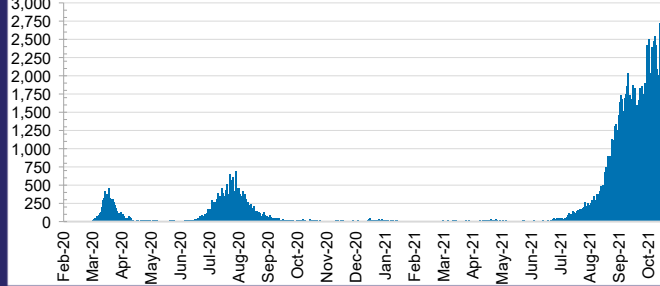


0.3% POSITIVE

**TOTAL TESTS
CONDUCTED**

ACT	NSW	NT	QLD
530,369	18,508,207	411,641	4,543,496
POSITIVE	POSITIVE	POSITIVE	POSITIVE
0.3%	0.4%	0.1%	0.0%
SA	TAS	VIC	WA
2,334,226	375,078	12,194,245	1,818,670
POSITIVE	POSITIVE	POSITIVE	POSITIVE
0.0%	0.1%	0.5%	0.1%

DAILY NUMBER OF REPORTED CASES

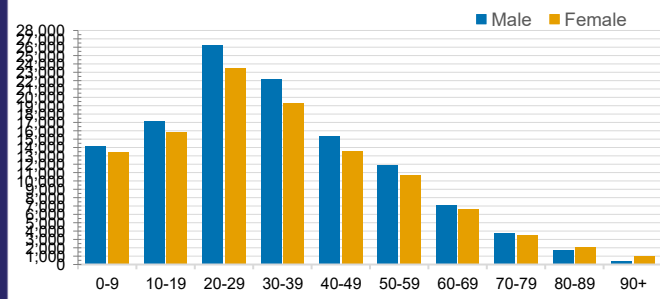


CASES IN AGED CARE SERVICES

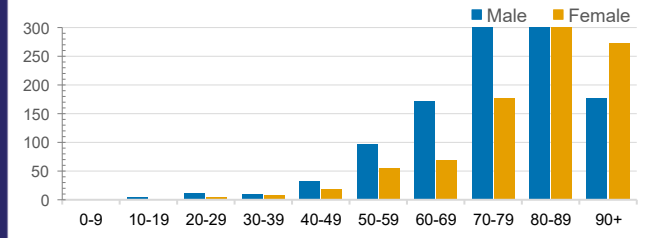
Confirmed Cases	Australia	ACT	NSW	NT	QLD	SA	TAS	VIC	WA
Residential Care Recipients	2652 [1431] (761)	15 (6)	437 [81] (78)	0	1 (1)	0	1 (1)	2198 [1350] (675)	0
In Home Care Recipients	111 [73] (10)	0	33 [13] (2)	0	8 [8]	1 [1]	5 [3] (2)	63 [48] (5)	1 (1)

Cases in care recipients [recovered] (deaths)

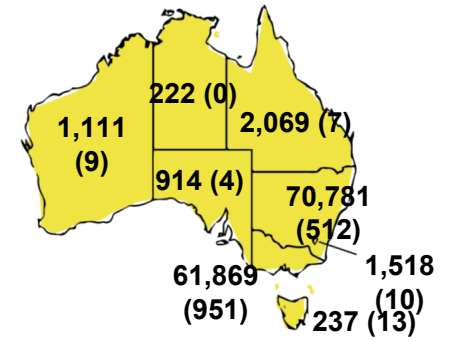
CASES BY AGE GROUP AND SEX



DEATHS BY AGE GROUP AND SEX

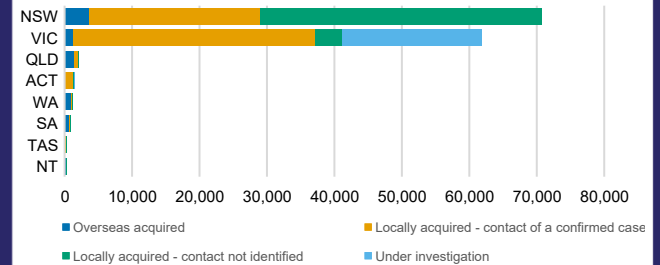


CASES (DEATHS) BY STATE AND TERRITORIES



CASES BY SOURCE OF INFECTION

Australia (% of all confirmed cases)



PUBLIC HEALTH RESPONSE MEASURE

Proportion of total cases under investigation

