



#### CURRENT STATUS OF CONFIRMED CASES

136,135

Total cases

1,496

Total deaths

26,651

Active cases

297

CURRENT CASES  
INTENSIVE CARE UNITS (ICU)



ACT	NSW	NT	QLD	SA	TAS	VIC	WA
6	143	0	0	0	0	147	1

1,458

CURRENT CASES  
ADMITTED TO HOSPITALS



ACT	NSW	NT	QLD	SA	TAS	VIC	WA
16	711	7	17	0	0	706	1

40,530,009

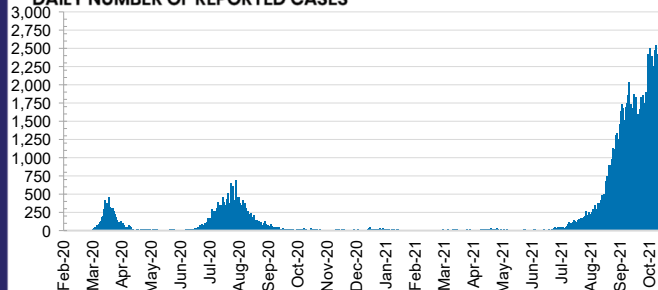
0.3% POSITIVE

TOTAL TESTS  
CONDUCTED



ACT	NSW	NT	QLD
526,867	18,423,207	408,463	4,534,108
POSITIVE	POSITIVE	POSITIVE	POSITIVE
0.3%	0.4%	0.1%	0.0%
SA	TAS	VIC	WA
2,328,103	373,983	12,120,303	1,814,975
POSITIVE	POSITIVE	POSITIVE	POSITIVE
0.0%	0.1%	0.5%	0.1%

#### DAILY NUMBER OF REPORTED CASES

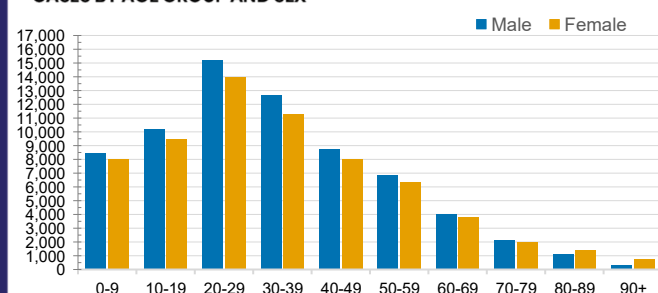


#### CASES IN AGED CARE SERVICES

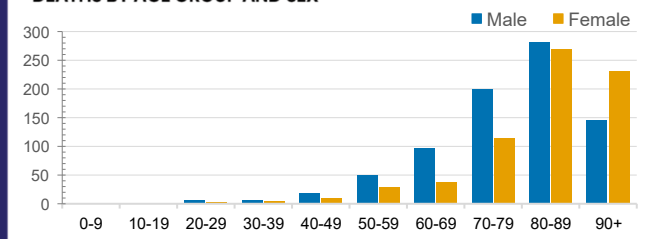
Confirmed Cases	Australia	ACT	NSW	NT	QLD	SA	TAS	VIC	WA
Residential Care Recipients	2627 [1430] (758)	15 (6)	437 [81] (77)	0	1 (1)	0	1 (1)	2173 [1349] (673)	0
In Home Care Recipients	111 [73] (10)	0	33 [13] (2)	0	8 [8]	1 [1]	5 [3] (2)	63 [48] (5)	1 (1)

Cases in care recipients [recovered] (deaths)

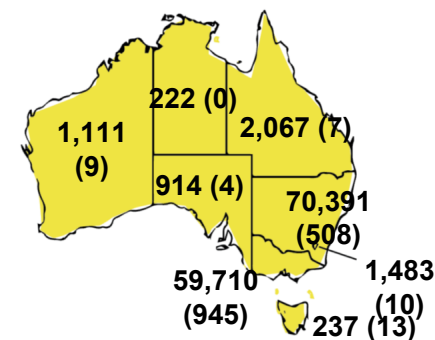
#### CASES BY AGE GROUP AND SEX



#### DEATHS BY AGE GROUP AND SEX

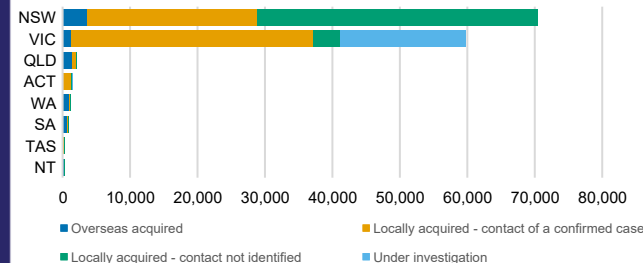


#### CASES (DEATHS) BY STATE AND TERRITORIES



#### CASES BY SOURCE OF INFECTION

Australia (% of all confirmed cases)



#### PUBLIC HEALTH RESPONSE MEASURE

Proportion of total cases under investigation

