



CURRENT STATUS OF CONFIRMED CASES



306



ACT	NSW	NT	QLD	SA	TAS	VIC	WA
8	150	0	1	0	0	146	1

1,461



ACT	NSW	NT	QLD	SA	TAS	VIC	WA
16	716	6	17	0	0	705	1

40,332,853

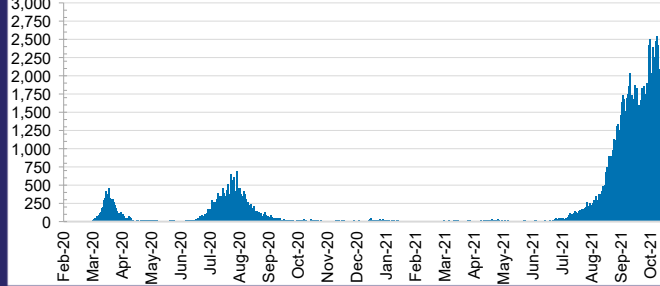


**TOTAL TESTS
CONDUCTED**

0.3% POSITIVE

ACT	NSW	NT	QLD
522,563	18,338,074	406,385	4,523,587
POSITIVE	POSITIVE	POSITIVE	POSITIVE
0.3%	0.4%	0.1%	0.0%
SA	TAS	VIC	WA
2,321,497	372,821	12,037,541	1,810,385
POSITIVE	POSITIVE	POSITIVE	POSITIVE
0.0%	0.1%	0.5%	0.1%

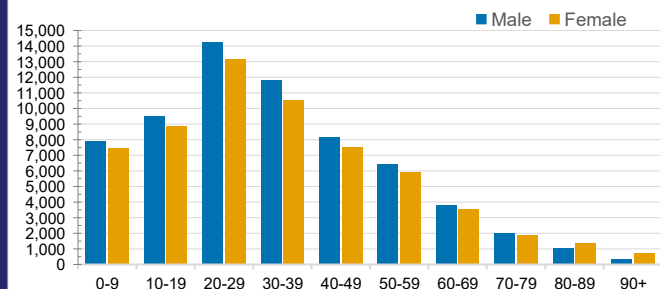
DAILY NUMBER OF REPORTED CASES



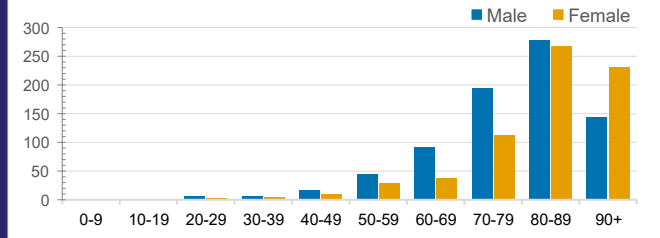
CASES IN AGED CARE SERVICES

Confirmed Cases	Australia	ACT	NSW	NT	QLD	SA	TAS	VIC	WA
Residential Care Recipients	2610 [1430] (754)	0	435 [81] (76)	0	1 (1)	0	1 (1)	2158 [1349] (671)	0
In Home Care Recipients	110 [73] (10)	0	33 [13] (2)	0	8 [8]	1 [1]	5 [3] (2)	62 [48] (5)	1 (1)
Cases in care recipients [recovered] (deaths)									

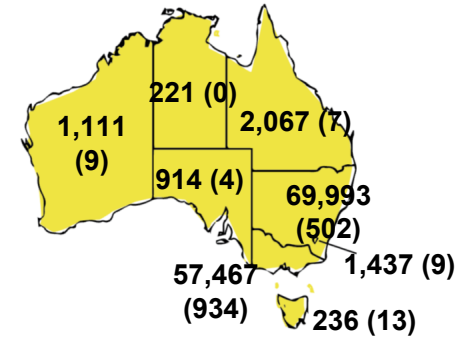
CASES BY AGE GROUP AND SEX



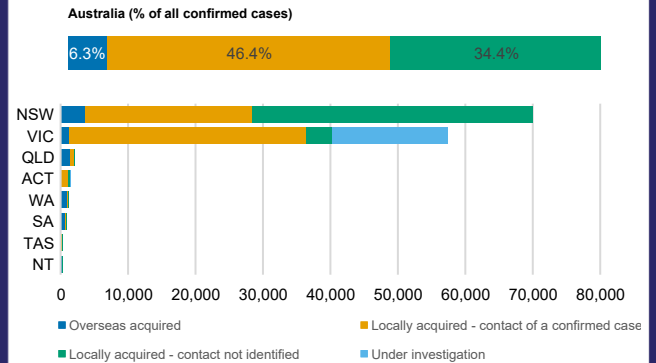
DEATHS BY AGE GROUP AND SEX



CASES (DEATHS) BY STATE AND TERRITORIES



CASES BY SOURCE OF INFECTION



PUBLIC HEALTH RESPONSE MEASURE

