



### CURRENT STATUS OF CONFIRMED CASES

107,171

Total cases

1,307

Total deaths

21,115

Active cases

300

CURRENT CASES  
INTENSIVE CARE UNITS (ICU)

ACT	NSW	NT	QLD	SA	TAS	VIC	WA
3	210	0	0	0	0	87	0

1,483

CURRENT CASES  
ADMITTED TO HOSPITALS

ACT	NSW	NT	QLD	SA	TAS	VIC	WA
11	1,055	8	14	0	0	395	0

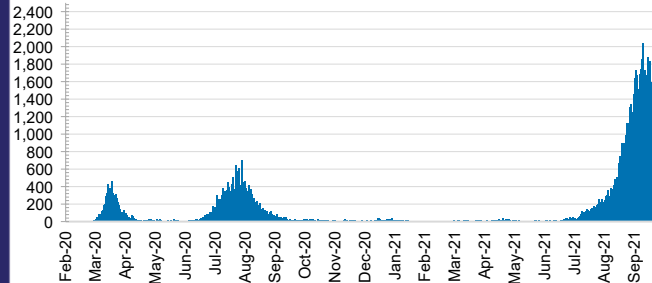
38,048,742

0.3% POSITIVE

TOTAL TESTS  
CONDUCTED

ACT	NSW	NT	QLD
480,328	17,238,767	389,922	4,378,862
POSITIVE	POSITIVE	POSITIVE	POSITIVE
0.2%	0.4%	0.1%	0.0%
SA	TAS	VIC	WA
2,256,421	361,719	11,170,426	1,772,297
POSITIVE	POSITIVE	POSITIVE	POSITIVE
0.0%	0.1%	0.3%	0.1%

### DAILY NUMBER OF REPORTED CASES

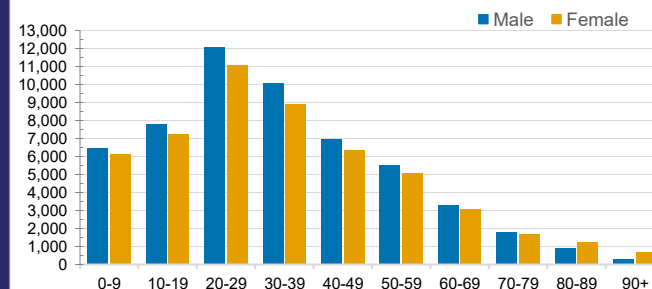


### CASES IN AGED CARE SERVICES

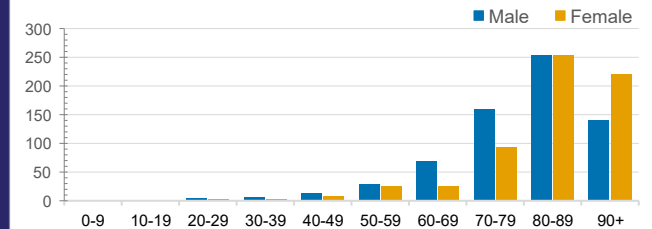
Confirmed Cases	Australia	ACT	NSW	NT	QLD	SA	TAS	VIC	WA
Residential Care Recipients	2453 [1405] (728)	12 (3)	417 [69] (62)	0	1 (1)	0	1 (1)	2022 [1336] (661)	0
In Home Care Recipients	104 [73] (11)	0	33 [13] (2)	0	8 [8]	1 [1]	5 [3] (2)	62 [48] (5)	1 (1)

Cases in care recipients [recovered] (deaths)

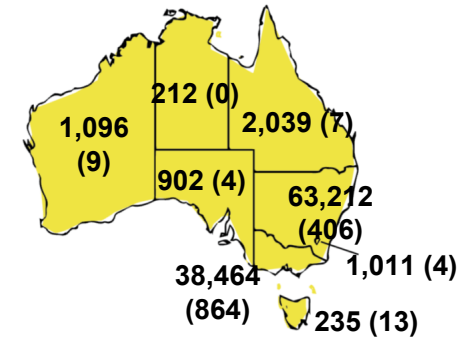
### CASES BY AGE GROUP AND SEX



### DEATHS BY AGE GROUP AND SEX

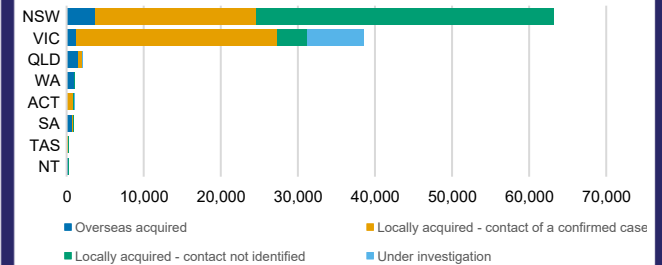


### CASES (DEATHS) BY STATE AND TERRITORIES



### CASES BY SOURCE OF INFECTION

Australia (% of all confirmed cases)



### PUBLIC HEALTH RESPONSE MEASURE

Proportion of total cases under investigation

