



COVID-19 outbreaks in Australian residential aged care facilities

National snapshot

As at 8:00am on 24 September 2021 there are 332 active cases of COVID-19 related to aged care across 45 residential aged care facilities.

Table 1: Aged Care COVID-19 data as at 0800 on 17 September 2021¹

Active outbreaks	45
Active resident cases	239
Active staff cases	93
Deaths this calendar year	31 ^{2 3}
Total number of residential aged care facilities that have had an outbreak	318
Total number of outbreaks at residential aged care facilities	348
Number of residential aged care facilities with resolved outbreaks	275 (304 outbreaks closed)
Number of residential aged care facilities with resolved outbreaks with only one case (resident or staff member) of COVID-19	150
Total resident cases	2,424
Recovered resident cases	1,440
Total staff cases	2,463
Recovered staff cases	2,370

¹ Includes transition care

² In New South Wales, COVID-19 death is defined as a death in a confirmed case unless there is a clear alternative cause of death that cannot be related to COVID-19. There should be no period of complete recovery from COVID-19 between illness and death.

³ The Victorian Department of Health and Human Services defines a COVID death as any death that occurs within 28 days of a positive COVID test result.

Analysis

Current situation in Australia

As at 12:00 hrs 24 September 2021 there has been a total of 92,179 cases of COVID-19 reported, including 19,375⁴ active cases and 1,196 deaths in Australia.

As at 8:00 am 17 September 2021 there are 45 active outbreaks in Australia:

- 8 (eight) active resident cases and two (2) staff of COVID-19 in Calvary Haydon Retirement Community, Bruce, ACT.
- 18 active resident case and two (2) active staff case of COVID-19 in Beechwood Aged Care, Revesby, NSW;
- one (1) active staff case of COVID-19 in Beresford Hall Nursing Home, NSW;
- one (1) active staff case of COVID-19 in Buckland Aged Care Services, NSW;
- one (1) active staff case of COVID-19 in Bupa Greenacre, Greenacre, NSW;
- one (1) active staff case of COVID-19 in Carino Care at Oatley, NSW;
- twelve (12) resident cases including two (2) confirmed COVID resident death and five (5) active staff cases of COVID-19 in Catholic Healthcare Holy Spirit Aged Care Facility, Dubbo, NSW;
- 16 resident cases including four (4) confirmed COVID resident deaths and five (5) active staff case of COVID-19 in Catholic Healthcare St Mary's Villa, Dubbo, NSW;
- one (1) active staff case of COVID-19 in Cherrybrook Christian Care Centre, Cherrybrook, NSW;
- one (1) active staff case of COVID-19 in Columbia Aged Care Services, Acacia Centre, Marrickville;
- one (1) active staff case of COVID-19 in Columbia Aged Care Services, Willowood Centre, Chatswood;
- one (1) active staff case of COVID-19 in Estia Health Bexley Park, NSW;
- one (1) active staff case of COVID-19 in Estia Health Kogarah, NSW;
- 18 active resident cases and two (2) active staff cases of COVID-19 in Frederic House, NSW;
- 20 resident cases, including five (5) residents who have recovered and one confirmed COVID resident death, and five (5) active staff cases of COVID-19 in Gallipoli Home, Auburn, NSW;
- One (1) active staff case of COVID-19 in Glenwood Nursing Home, NSW
- 45 resident cases, including four (4) confirmed COVID resident deaths, and seven (7) active staff cases of COVID-19 in Guildford Nursing Home, Guildford, NSW;
- 37 resident cases, including two (2) confirmed COVID resident deaths and 10 residents who have recovered, and 13 active staff cases of COVID-19 in Hawkesbury Living Nursing Home, NSW;
- one (1) active staff case of COVID-19 in Hixson Gardens Aged Care Facility, NSW;
- one (1) active staff case of COVID-19 in IRT Macarthur, NSW;
- 14 active resident COVID-19 cases and three (3) active staff COVID-19 cases in Mildred Symons House, Jannali, NSW;
- 22 active resident COVID-19 cases and three (3) active staff cases of COVID-19 in Northcourt Nursing Home, NSW;

⁴ Classification of active cases varies by jurisdiction.

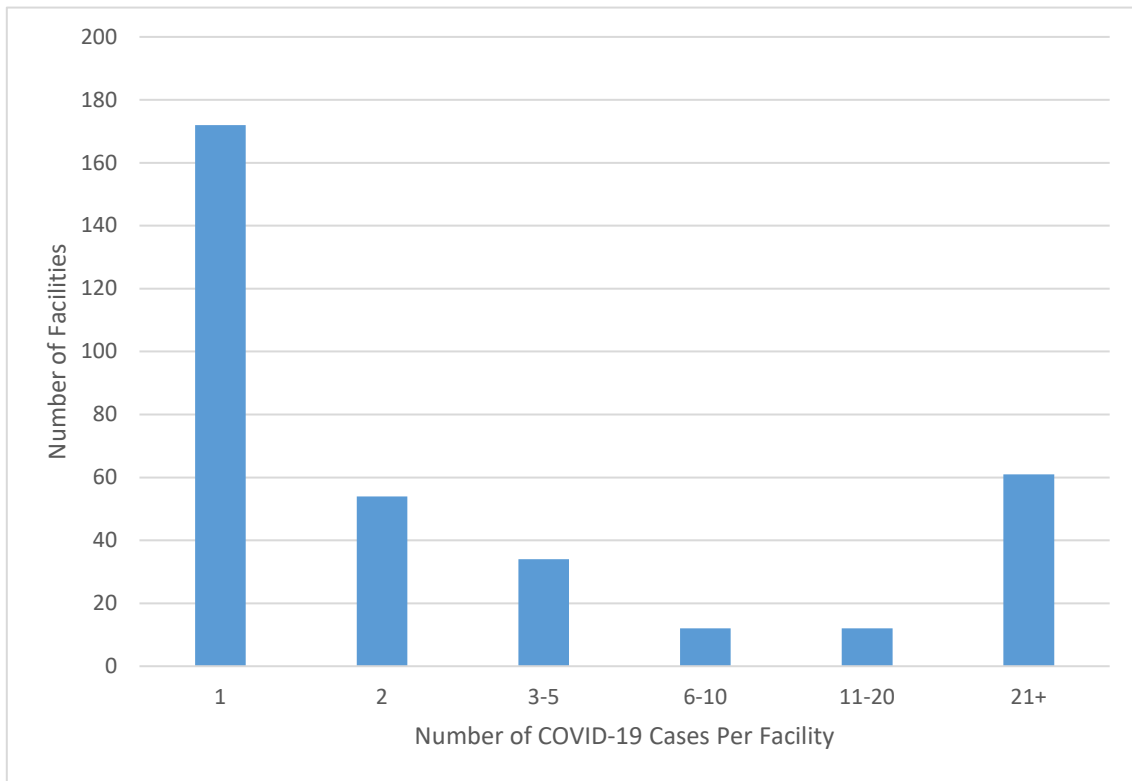
- two (2) active staff case of COVID-19 in Opal Canterbury Place Care Community, Canterbury, NSW;
- one (1) active staff case of COVID-19 in Opal Mudgee Grove Care, NSW;
- two (2) active staff cases of COVID-19 in Pacific Lodge, NSW;
- four (4) active resident and two (2) cases of COVID-19 in Pathways Sailors Bay (second outbreak)
- two (2) active resident cases of COVID-19 in Quakers Hillside Care Community (second outbreak)
- two (2) active staff case of COVID-19 in Regis Rose Bay, NSW
- One (1) active staff case of COVID-19 in Scalabrini Allambie Heights (second outbreak), NSW
- three (3) active resident cases of COVID-19 in Southern Cross Care Daceyville Nursing Home, NSW;
- one (1) active staff case of COVID-19 in Southern Cross Care Marian Nursing Home, North Paramatta, NSW;
- one (1) active staff case of COVID-19 in Southhaven Aged Care, NSW
- one (1) active resident COVID-19 case and one (1) active staff case of COVID-19 in St George Aged Care Facility, Bexley, NSW; (second outbreak);
- three (3) active staff COVID-19 case in SummitCare Penrith, Penrith, NSW;
- four (4) active resident cases and one (1) active staff case of COVID-19 in The Greek Community Home for the Aged, NSW;
- one (1) active staff case of COVID-19 in Uniting Aldersgate Lilyfield, NSW;
- nine (9) resident cases including two (2) confirmed COVID resident deaths, and one (1) active staff of COVID-19 in Uniting Edinglassie, Penrith, NSW;
- one (1) active staff case of COVID-19 in Uniting Mullauna, Blacktown (second outbreak), NSW;
- two (2) active resident cases and three (3) active staff cases of COVID-19 in Uniting Springwood, NSW;
- one (1) active staff cases of COVID-19 in Wallarah Point Care Community, NSW
- 14 resident cases and one (1) active staff case of COVID-19 in Yallambee Village, NSW;
- one (1) active staff case of COVID-19 in Benetas Colton Close Glenroy (second outbreak), VIC;
- 21 resident cases, including one (1) COVID related death in a resident, and four (4) active staff cases of COVID-19 in Opal Meadow Heights Care Community, VIC;
- one (1) active staff case of COVID-19 in TLC Clifton Views, VIC;
- one (1) active staff case of COVID-19 in Twin Parks Aged Care, VIC.

In NSW, all residential age care facilities are being monitored through the NSW Aged Care State Health Emergency Operations Centre. A Commonwealth Health Departmental officer is embedded with the NSW State Health Emergency Operations Centre, with additional supports activated as the need arises. The Commonwealth is supporting both facilities with workforce surge deployments, including a Clinical First Responder.

Declaring a hotspot for Commonwealth support triggers additional supports, such as the Support for Aged Care Workers in COVID-19 (SACWIC) grant to support providers to implement single site working arrangements in specified locations within the hotspot area and in areas in close proximity to the hotspot area.

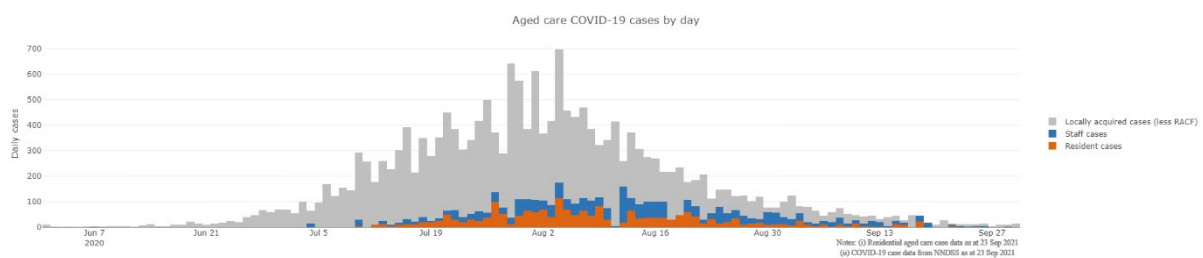
Details of current COVID-19 hotspots for Commonwealth support purposes can be found on the Department of Health's website [here](#).

Figure 1: Distribution of Australian residential aged care facilities by total number of cases of COVID-19 (includes staff and resident cases)



Of the 318 residential aged care facilities that have had a case(s) of COVID-19, 172 facilities (54 per cent) have had a single case of COVID-19. As at 17 September 2021, 90 per cent of all residential aged care facilities have had no cases of COVID-19 in residents or staff.

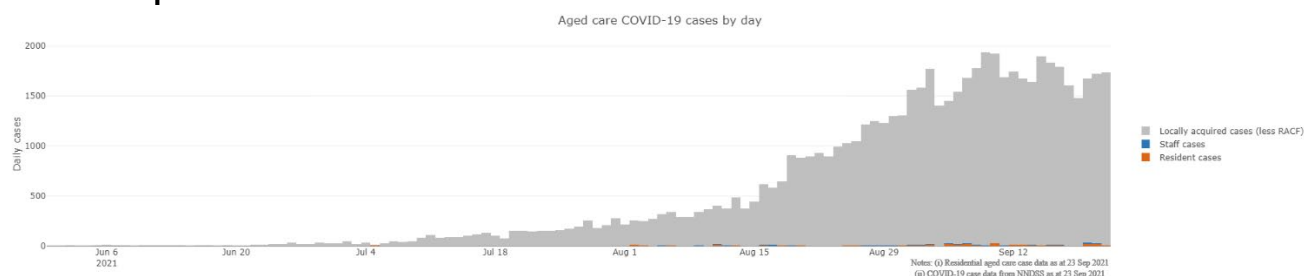
Figure 2: Number of daily reported COVID-19 cases in Australian residential aged care Facilities overlaid with national locally acquired cases⁵. June to September 2020



⁵ National daily cases sourced from NNDSS data as at 23 September 2021 and are filtered to locally acquired cases. Case numbers reflect the date of reporting which may differ to diagnosis date. Residential aged care facility staff and resident data sourced from the Department of Health Aged Care COVID Liaison Team. Totals reflect the date of case report and may be affected by delayed reporting.

'RACF' refers to cases in residential aged care facilities (staff and residents)

June to September 2021



International comparisons

During the COVID-19 pandemic, no country has been able to avoid outbreaks or deaths in residential aged care when there has been widespread community transmission.

The Australian death rate is 0.38 per cent (3.8 in 1,000) against the total number of residential aged care beds across the country.

By comparison, Canada has experienced more than 22 times the number of deaths in care homes than Australia as at 14 September 2021.

- As at 23 September 2021, Canada had experienced 27,326 deaths. This includes 15,344 deaths at residential in care homes (or 56 per cent).
- 48 per cent of all aged care homes in Canada have had reported cases of COVID-19 in residents or staff (compared to 10.7 per cent in Australia).

Workforce in active residential aged care outbreaks

As at 24 September 2021, workforce surge staff have around 47,000 shifts in aged care services impacted by COVID-19 and deployed over 4,600 individual workers, including GPs, nurses, care workers, allied health workers, executive and ancillary staff. This includes:

Table 2: Workforce resources supplied to residential aged care facilities

Agency	Resources Supplied (as at 17 September 2021)
State and NACER (National Aged Care Emergency Response) Teams	Tasmanian Government: 7 clinical and 2 support staff. Western Australian Government: 19 clinical personnel and 4 support staff. South Australian Government: 18 clinical personnel and 4 support staff. 12 NACER teams (70 personnel) have been deployed. The deployment of State and NACER teams is now complete.
Recruitment, Consulting, and Staffing Association (RCSA)	Staff supplied to fill 29,238 shifts.
Healthcare Australia	Staff supplied filled 5,332 shifts for workforce surge and 2,295 shifts for NACER teams.

Agency	Resources Supplied (as at 17 September 2021)
Mable	Supplied 130 staff to fill 2,711 shifts.
Aspen Medical	Supplied 283 staff to fill 1,063 roles including clinical first responders.
Health X	Supplied 43 staff to fill 5,028 shifts.
Torrens Health	Supplied 1,248 shifts in surge workforce roles and 1,270 shifts as Residential Aged Care visitation Assistants (RACVAs).
Residential Aged Care Visitation Assistant (RACVA)	RACVAs completed 1,270 shifts.

Provision of personal protective equipment (PPE)

A range of resources and online training on the use of PPE is available on the Department's website for aged care workers.

Since March 2020, the Commonwealth Government has been working with state and territory governments to ensure aged care facilities have sufficient PPE. PPE is dispatched both directly from the National Medical Stockpile (NMS) and by jurisdictions on the NMS' behalf, depending on the specific circumstances.

As at 22 September 2021, the NMS has provided aged care facilities with approximately:

- 21 million masks
- 5 million gowns
- 15 million gloves
- 5 million goggles and face shields
- 90,000 bottles of hand sanitiser

The NMS remains well positioned to respond rapidly to critical shortages of PPE and other medical supplies anywhere in Australia. This includes a series of bulk dispatches of personal protective equipment (PPE) intended to avert any potential critical supply shortages, as well as urgent deployments to organisations and individuals at risk of exposure to COVID-19.

Testing of aged care residents and staff

Rapid Antigen Testing in Aged Care Facilities

The Australian Government is initially making rapid antigen testing (RAT) available to the following services and providers in high-risk (LGAs) of concern across New South Wales (NSW):

- residential aged care (including over 380 Residential Aged Care Facilities, Multi-Purpose Services, and the National Aboriginal and Torres Strait Islander Flexible Aged Care Program)
- home care

- short-term restorative care
- services delivered through the Commonwealth Home Support Program.

As of 24 September 2021, a total of 761,046 **RAT tests** have been delivered from the National Medical Stockpile (NMS), for an initial 6 weeks supply, to 217 residential aged care facilities in NSW, so they can screen workers and visitors (not residents), on a voluntary basis. More information about this program is available at the Department of Health Website - [Rapid antigen testing in aged care | Australian Government Department of Health](#)

Eligible residential aged care services in hotspot LGAs of NSW as at 24/9/21*	Total
Residential aged care facilities (RACFs) Greater Sydney	275
Residential aged care facilities (RACFs) NSW Other	63

* Tests to be made available from the National Medical Stockpile (NMS) to Commonwealth-funded providers delivering essential aged care & support services within selected LGAs in NSW

In addition, the Department is concurrently running a RAT pilot program in residential aged care settings. Phase 1 of the pilot commenced on 16 August 2021 in COVID-19 affected areas in Greater Sydney. Ten facilities have started on the pilot. The pilot will be used to inform decisions around scaling and expansion into other settings. As of 24 September 2021, a total of 17,987 RAT tests have been delivered to facilities that have agreed to participate in Phase 1 of the pilot (4 weeks supply). Additional sites are being canvassed following approval to expand and extend the pilot to a further 70 sites for a further eight (8) weeks. Phase 2 of the pilot is expected to commence on 27 September 2021.

Vaccination in Residential Aged Care Facilities

As at 24 September 2021, a total of 328,874 doses have been administered to residents in residential aged care facilities.

All 883 facilities across NSW have received both a dose 1 and dose 2 Commonwealth in reach vaccination clinic.

The Commonwealth is actioning roving clinics in 33 LGA's within Sydney effected areas. There are 272 facilities receiving clinics, which offer vaccine to any residents and staff yet to receive a vaccine. The Commonwealth in-reach vaccination program has delivered 1,649 roving clinics to provide make up doses to residents and staff who require vaccination.

As at 24 September 2021, 270 facilities have received a third dose clinic and 268 a fourth dose clinic

Infection control and audits

The Aged Care Quality and Safety Commission (Commission) conducted an infection control monitoring (ICM) program in all Australian jurisdictions, working in partnership with local health authorities. This program was in addition to the Commission's usual assessment and auditing program, and included spot checks to residential aged care services, without an outbreak, to check compliance with PPE and infection control arrangements. The purpose of the visit was to observe infection control practices, to ensure that staff, management and visitors were adhering to safe personal protective equipment protocols and to safe infection control arrangements as required under the quality standards.

As at 23 September 2021, the Commission had undertaken 2,877 spot checks to observe infection control practices and PPE protocols in residential aged care facilities. The Commission is transitioning to a COVID-normal regulatory response and has ICM Spot Check Visit program. ICM spot check visits will no longer be undertaken as separate activities and will instead be undertaken within the Commission’s usual regulatory operations.

All residential aged care facilities are required to engage an onsite clinical lead to provide leadership and increase capacity in relation to infection prevention and control. The Australian Government is providing a second payment of the COVID-19 supplement to assist facilities in meeting the additional costs of preparing for and responding to COVID-19.

In addition, under the Commonwealth-State Plan to boost aged care preparedness, states and territories are complementing the activity being undertaken by the Commission through additional site visits by state health services at the local level, which includes work relating to infection prevention and control (see Table 3 below). These visits are strengthening state health service relationships with local aged care services as part of the standing up of joint health aged care emergency response centres in each jurisdiction.

The Australian Government is working collaboratively with the states and territories to further bolster infection prevention and control through high quality face-to-face training in the aged care sector. In particular, the Government has committed \$57.8 million to fund states and territories to deliver additional targeted infection prevention and control (IPC) training to enhance RACF staff IPC skills; and undertake prevention, preparedness and response activities to address a COVID-19 outbreak in RACFs, including supporting RACFs to uplift IPC capacity by providing IPC training.

Table 3: Total Quality Assessment and Monitoring Activities with residential services (including IPC), by type and month 1 August 2020 – to 23 September 2021

Regulatory Activities	Sep-20	Oct-20	Nov-20	Dec-20	Jan-21	Feb-21	Mar-21	Apr-21	May-21	Jun-21	Jul-21	Aug-21	Sep-21	Total ⁶
Site visits	580	485	329	360	291	258	293	149	128	118	87	95	82	4,034
Non-site activities	439	343	467	1,123	356	364	252	138	71	584	506	877	651	14,093
Total activities	1,019	828	796	1,483	647	622	545	287	199	702	593	972	733	18,127

⁶ Please note totals are based on data from March 2020 to August 2021, however above is data from August 2020 to August 2021 for readability.

Appendix 1: National residential aged care services with two or more positive COVID-19 cases

Victorian data is from the Public Health Events Surveillance System (PHESS). Case data for residential aged care facilities in all states except Victoria is collected by the Commonwealth Government.⁷

No.	State	Residential Aged Care Facility	Total Cases	Resident total	Resident resolved	Staff total	Staff Resolved	Resident deaths ^{8 9}	Resolved / Active
1	ACT	Calvary Haydon Retirement Community	10	8	0	2	0	0	A
2	NSW	Advantage Care at Prestons Lodge	25	20	11	5	5	1	R
3	NSW	Alkira Gardens	2	1	0	1	0	0	R
4	NSW	Anglican Care Jesmond Grove	9	7	0	2	0	0	R
5	NSW	Anglicare Mildred Symons House (2nd Outbreak)	17	14	0	3	0	0	A
6	NSW	Ashwood Residential Care Service	3	0	0	3	0	0	R
7	NSW	Beechwood Aged Care	20	18	0	2	0	0	A
8	NSW	Bupa Clemton Park	3	2	0	1	0	0	R
9	NSW	Casa Mia Aged Care Centre (2nd Outbreak)	2	1	0	1	0	0	R
10	NSW	Catholic Healthcare, Holy Spirit Dubbo	17	12	0	5	0	2	A

⁷ Data table provided now excludes outbreaks (both active and resolved) where a single case of COVID-19 has been recorded.

⁸ In Victoria, a death is reported when a person with COVID-19 dies during an active outbreak at an aged care facility, irrespective of the cause of death.

⁹ In New South Wales, COVID-19 death is defined as a death in a confirmed case unless there is a clear alternative cause of death that cannot be related to COVID-19. There should be no period of complete recovery from COVID-19 between illness and death.

No.	State	Residential Aged Care Facility	Total Cases	Resident total	Resident resolved	Staff total	Staff Resolved	Resident deaths ^{8 9}	Resolved / Active
11	NSW	Catholic Healthcare, St Mary's Villa Dubbo	21	16	0	5	0	4	A
12	NSW	Courtlands Aged Care Facility	3	1	0	2	0	0	R
13	NSW	Dorothy Henderson Lodge, BaptistCare	22	17	11	5	5	6	R
14	NSW	Frank and Jess Kennett Home	3	0	0	3	0	0	R
15	NSW	Frederic House	20	18	0	2	0	0	A
16	NSW	Gallipoli Home	25	20	3	5	0	1	A
17	NSW	Greenwood Aged Care	7	6	0	1	0	3	R
18	NSW	Guildford Nursing Home	52	45	0	7	0	4	A
19	NSW	HammondCare Bond House	3	1	0	2	0	0	R
20	NSW	Hawkesbury Living Nursing Home	50	37	10	13	1	2	A
21	NSW	IRT Berlara On the Park	2	0	0	2	0	0	R
22	NSW	Japara Corymbia	2	0	0	2	0	0	R
23	NSW	Jesmond Aged Care	2	0	0	2	0	0	R
24	NSW	Meredith House Nursing Home	6	2	0	4	0	1	R
25	NSW	Newmarch House Aged Care Facility	71	37	18	34	34	19	R

No.	State	Residential Aged Care Facility	Total Cases	Resident total	Resident resolved	Staff total	Staff Resolved	Resident deaths ^{8 9}	Resolved / Active
26	NSW	Northcourt Nursing Home	25	22	0	3	0	0	A
27	NSW	Opal Aged Care Bankstown (1st Outbreak)	6	3	0	3	3	3	R
28	NSW	Opal Aged Care Bankstown (2nd Outbreak)	3	0	0	3	0	0	R
29	NSW	Opal Canterbury Place Care Community	2	0	0	2	0	0	A
30	NSW	Pacific Lodge	2	0	0	2	0	0	A
31	NSW	Pathways Sailor's Bay	6	4	1	2	0	0	A
32	NSW	Pathways Sailor's Bay (second outbreak)	2	1	0	1	0	0	R
33	NSW	Regis Rose Bay	2	0	0	2	0	0	A
34	NSW	Regis Rose Bay	2	0	0	2	0	0	A
35	NSW	RFBI Hawkins Masonic Village, Edgeworth Acadia House (311)	20	14	0	6	0	2	R
36	NSW	Rosemore Aged Care Facility	2	0	0	2	0	0	R
37	NSW	Southern Cross Care Daceyville	3	3	0	0	0	0	A
38	NSW	St Basil's Randwick	2	1	0	1	0	0	R
39	NSW	St George Aged Care Centre	15	8	5	7	0	3	R
40	NSW	St George Aged Care Centre (2nd Outbreak)	3	1	0	2	0	0	A

No.	State	Residential Aged Care Facility	Total Cases	Resident total	Resident resolved	Staff total	Staff Resolved	Resident deaths ^{8 9}	Resolved / Active
41	NSW	St Mary's Villa Residential Aged Care	2	1	0	1	0	0	R
42	NSW	St Simeon Village	2	0	0	2	0	0	R
43	NSW	Stanmore Place Community Care	2	0	0	2	0	0	R
44	NSW	Storm Village - Anglican Care	2	0	0	2	2	0	R
45	NSW	SummitCare Baulkam Hills	13	6	6	7	7	0	R
46	NSW	SummitCare Penrith	3	0	0	3	0	0	R
47	NSW	SummitCare Randwick	2	0	0	2	0	0	R
48	NSW	The Greek Community Home for the Aged	5	4	0	1	0	0	A
49	NSW	Uniting Edinglassie	10	9	0	1	0	2	A
50	NSW	Uniting Hawkesbury Richmond	2	0	0	2	0	0	R
51	NSW	Uniting Mullaluna, Blacktown	3	2	0	1	0	0	R
52	NSW	Uniting Springwood	5	2	0	3	0	0	A
53	NSW	Wyoming Nursing Home	36	27	0	9	0	6	R
54	NSW	Yallambee Village	2	1	0	1	0	0	R
55	NSW	Yallambee Village (2nd outbreak)	15	14	0	1	0	0	A

No.	State	Residential Aged Care Facility	Total Cases	Resident total	Resident resolved	Staff total	Staff Resolved	Resident deaths ^{8 9}	Resolved / Active
56	SA	Anglicare Brompton	4	0	0	4	4	0	R
57	TAS	Melaleuca Home For The Aged	2	1	0	1	1	1	R
58	VIC	Arcare Burnside	5	0	0	5	5	0	R
59	VIC	Arcare Craigieburn	82	37	22	45	45	15	R
60	VIC	Arcare Maidstone (1st Outbreak)	7	0	0	7	7	0	R
61	VIC	Arcare Maidstone (2nd Outbreak)	8	3	3	5	5	0	R
62	VIC	Arcare Sydenham	47	22	16	25	25	6	R
63	VIC	Assisi Centre Aged Care	3	0	0	3	3	0	R
64	VIC	Aurum Healesville	2	0	0	2	2	0	R
65	VIC	Aurum Plenty	83	47	34	36	36	13	R
66	VIC	Aurum Reservoir	3	0	0	3	3	0	R
67	VIC	Avonlea Grange Hostel	2	0	0	2	2	0	R
68	VIC	Baptcare Brookview Community	21	10	9	11	11	1	R
69	VIC	Baptcare Strathalan Community	2	0	0	2	2	0	R
70	VIC	Baptcare The Orchards Community	2	0	0	2	2	0	R

No.	State	Residential Aged Care Facility	Total Cases	Resident total	Resident resolved	Staff total	Staff Resolved	Resident deaths ^{8 9}	Resolved / Active
71	VIC	Baptcare Wyndham Lodge Community	232	101	71	131	131	30	R
72	VIC	Benetas St George's	70	32	20	38	38	12	R
73	VIC	Bill Crawford Lodge	5	2	2	3	3	0	R
74	VIC	BlueCross Autumdale	54	24	11	30	30	13	R
75	VIC	BlueCross Baradine	2	0	0	2	2	0	R
76	VIC	BlueCross Chelsea Manor	5	0	0	5	5	0	R
77	VIC	BlueCross Elly Kay	2	1	0	1	1	1	R
78	VIC	BlueCross Ivanhoe	5	0	0	5	5	0	R
79	VIC	BlueCross Riverlea (1st Outbreak)	3	0	0	3	3	0	R
80	VIC	BlueCross Ruckers Hill	108	48	36	60	60	12	R
81	VIC	BlueCross Silverwood	2	0	0	2	2	0	R
82	VIC	BlueCross The Boulevard	69	36	22	33	33	14	R
83	VIC	BlueCross Westgarth	32	14	8	18	18	6	R
84	VIC	Boyne Russell House	2	0	0	2	2	0	R
85	VIC	Bupa Edithvale	78	44	26	34	34	18	R

No.	State	Residential Aged Care Facility	Total Cases	Resident total	Resident resolved	Staff total	Staff Resolved	Resident deaths ^{8 9}	Resolved / Active
86	VIC	Bupa Greensborough	2	0	0	2	2	0	R
87	VIC	Bupa Sunshine	2	0	0	2	2	0	R
88	VIC	Bupa Templestowe	11	3	1	8	8	2	R
89	VIC	Bupa Traralgon	19	7	5	12	12	2	R
90	VIC	Bupa Woodend	4	1	1	3	3	0	R
91	VIC	Campbell Place Aged Care Facility	2	0	0	2	2	0	R
92	VIC	Chomley House Hostel	2	0	0	2	2	0	R
93	VIC	Churches of Christ Care Arcadia Aged Care Service Essendon	22	10	6	12	12	4	R
94	VIC	Coppin Centre Melbourne	2	0	0	2	2	0	R
95	VIC	Craigcare Pascoe Vale	94	47	31	47	47	16	R
96	VIC	Cumberland Manor	107	53	42	54	54	11	R
97	VIC	Doutta Galla Footscray Aged Care Facility (2nd Outbreak)	56	30	21	26	26	9	R
98	VIC	Doutta Galla Lynch's Bridge Aged Care Facility	2	0	0	2	2	0	R
99	VIC	Doutta Galla Woornack Aged Care Facility	42	20	12	22	22	8	R

No.	State	Residential Aged Care Facility	Total Cases	Resident total	Resident resolved	Staff total	Staff Resolved	Resident deaths ^{8 9}	Resolved / Active
100	VIC	Doutta Galla Yarraville Village Aged Care Facility	86	42	25	44	44	17	R
101	VIC	Edenvale Manor Aged Care Facility	20	14	10	6	6	4	R
102	VIC	Embracia Moonee Valley	61	26	17	35	35	9	R
103	VIC	Epping Gardens	190	103	65	87	87	38	R
104	VIC	Estia Health Ardeer	133	49	32	84	84	17	R
105	VIC	Estia Health Glen Waverley	6	2	2	4	4	0	R
106	VIC	Estia Health Heidelberg West	97	29	19	68	67	10	R
107	VIC	Estia Health Keilor (1st Outbreak)	4	2	2	2	2	0	R
108	VIC	Estia Health Keilor (2nd Outbreak)	42	24	18	18	18	6	R
109	VIC	Estia Health Keysborough	21	8	5	13	13	3	R
110	VIC	Florence Aged Care Facility	46	28	20	18	18	8	R
111	VIC	Froniditha Thalpori Aged Care Services - St Albans	3	1	0	2	2	1	R
112	VIC	Glendale Aged Care	93	45	29	48	48	16	R
113	VIC	Glenlyn Aged Care Facility	63	40	36	23	23	4	R
114	VIC	Grace Of Mary Greek Cypriot Elderly Hostel	55	22	11	33	33	11	R

No.	State	Residential Aged Care Facility	Total Cases	Resident total	Resident resolved	Staff total	Staff Resolved	Resident deaths ^{8 9}	Resolved / Active
115	VIC	HammondCare - Caulfield Village Aged care Facility	2	2	2	0	0	0	R
116	VIC	Holloway Aged Care Services	3	1	0	2	2	1	R
117	VIC	James Barker House	3	1	1	2	2	0	R
118	VIC	Japara Central Park	40	18	15	22	22	3	R
119	VIC	Japara Elanora	63	31	19	32	32	12	R
120	VIC	Japara Goonawarra	103	53	33	50	50	20	R
121	VIC	Japara Millward	36	19	15	17	17	4	R
122	VIC	Japara The Regent	42	21	18	21	21	3	R
123	VIC	Kalyana Care	101	57	31	44	44	26	R
124	VIC	Kirkbrae Kilsyth Nursing Home	115	61	40	54	54	21	R
125	VIC	Liscombe House	2	0	0	2	2	0	R
126	VIC	Little Sisters of the Poor St Joseph's Home	2	1	0	1	1	1	R
127	VIC	Lynden Aged Care	3	1	1	2	2	0	R
128	VIC	Maculata Place Shepparton Villages	3	1	1	2	2	0	R
129	VIC	Martin Luther Homes The Basin	2	0	0	2	2	0	R

No.	State	Residential Aged Care Facility	Total Cases	Resident total	Resident resolved	Staff total	Staff Resolved	Resident deaths ^{8 9}	Resolved / Active
130	VIC	Mecwacare John Atchison Centre	84	45	27	39	39	18	R
131	VIC	Menarock Life Emmavale Gardens	4	1	1	3	3	0	R
132	VIC	Menarock Life Essendon Aged Care	47	20	13	27	27	7	R
133	VIC	Menarock Life McGregor Gardens Aged Care	4	1	1	3	3	0	R
134	VIC	Menarock Life Rosehill Aged Care Facility	82	51	34	31	31	17	R
135	VIC	Mercy Place Dandenong	21	13	10	8	8	3	R
136	VIC	Mercy Place Montrose	2	0	0	2	2	0	R
137	VIC	Mercy Place Parkville	97	58	36	39	39	22	R
138	VIC	Mercy Place Templestowe	2	1	1	1	1	0	R
139	VIC	Mercy Place Wyndham	5	2	1	3	3	1	R
140	VIC	Mitchell House Hostel Morwell	2	1	1	1	1	0	R
141	VIC	Montefiore Homes Community Residence Jewish Care Hannah and Daryl Cohen Centre Windsor Aged Care Facility	67	33	31	34	34	2	R
142	VIC	Opal Hobsons Bay Altona North	37	22	13	15	15	9	R
143	VIC	Opal Meadow Heights Care Community	25	21	0	4	0	1	A

No.	State	Residential Aged Care Facility	Total Cases	Resident total	Resident resolved	Staff total	Staff Resolved	Resident deaths ^{8 9}	Resolved / Active
144	VIC	Opal South Valley	56	32	24	24	24	8	R
145	VIC	Outlook Gardens Aged Care	99	41	28	58	58	13	R
146	VIC	Point Cook Manor Aged Care	2	0	0	2	2	0	R
147	VIC	Princeton View	71	28	19	43	43	9	R
148	VIC	Rathdowne Place Carlton	9	1	1	8	8	0	R
149	VIC	Regis Brighton	67	24	13	43	43	11	R
150	VIC	Regis Cranbourne	2	0	0	2	2	0	R
151	VIC	Regis Fawkner	5	4	3	1	1	1	R
152	VIC	Regis Macleod	2	0	0	2	2	0	R
153	VIC	Regis Macleod (2nd Outbreak)	2	0	0	2	2	0	R
154	VIC	Riddell Gardens Hostel	2	2	0	0	0	2	R
155	VIC	Royal Freemasons Gregory Lodge	66	39	24	27	27	15	R
156	VIC	Royal Freemasons Monash Gardens Hostel	2	0	0	2	2	0	R
157	VIC	Sheridan Aged Care (Kyabram District Health Service)	3	0	0	3	3	0	R
158	VIC	St Basil's Homes for the Aged in Victoria	191	94	49	97	97	45	R

No.	State	Residential Aged Care Facility	Total Cases	Resident total	Resident resolved	Staff total	Staff Resolved	Resident deaths ^{8 9}	Resolved / Active
159	VIC	St Vincent's Care Services Eltham - Eltham Lodge	2	0	0	2	2	0	R
160	VIC	Sutton Park Assisted Aged Care	77	46	39	31	31	7	R
161	VIC	Twin Parks Aged Care Centre	125	79	57	46	46	22	R
162	VIC	Uniting AgeWell Box Hill	2	0	0	2	2	0	R
163	VIC	Uniting AgeWell Kingsville	2	0	0	2	2	0	R
164	VIC	Uniting AgeWell Preston (2nd Outbreak)	2	0	0	2	2	0	R
165	VIC	Villa Maria Catholic Homes Berwick Aged Care Residence	8	5	5	3	3	0	R
166	VIC	Villa Maria Catholic Homes Corpus Christi Aged Care Residence	3	0	0	3	3	0	R
167	VIC	Villa Maria Catholic Homes St Bernadette's Aged Care Residence	17	4	1	13	13	3	R
168	VIC	Village Glen Aged Care Residences - Mornington	38	21	16	17	17	5	R
169	VIC	Westernport Nursing Home	2	0	0	2	2	0	R