



**CURRENT STATUS OF CONFIRMED CASES**

**68,045** **1,066** **30,419**

Total cases      Total deaths      Active cases

**235**



ACT	NSW	NT	QLD	SA	TAS	VIC	WA
2	201	0	0	0	0	32	0

**1,305**



ACT	NSW	NT	QLD	SA	TAS	VIC	WA
9	1,163	2	19	1	0	111	0

**33,468,061**

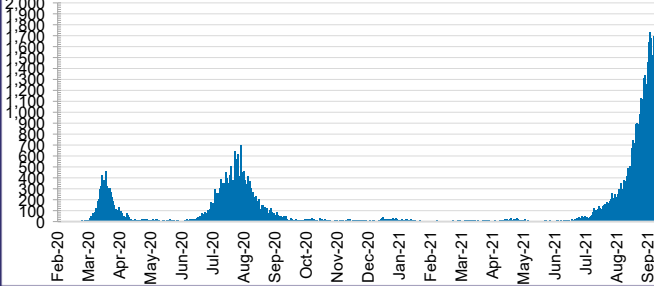


**0.2% POSITIVE**

**TOTAL TESTS  
CONDUCTED**

ACT	NSW	NT	QLD
411,177	14,420,531	362,014	4,114,801
POSITIVE	POSITIVE	POSITIVE	POSITIVE
0.1%	0.3%	0.1%	0.0%
SA	TAS	VIC	WA
2,147,376	341,936	9,976,973	1,693,253
POSITIVE	POSITIVE	POSITIVE	POSITIVE
0.0%	0.1%	0.2%	0.1%

**DAILY NUMBER OF REPORTED CASES**

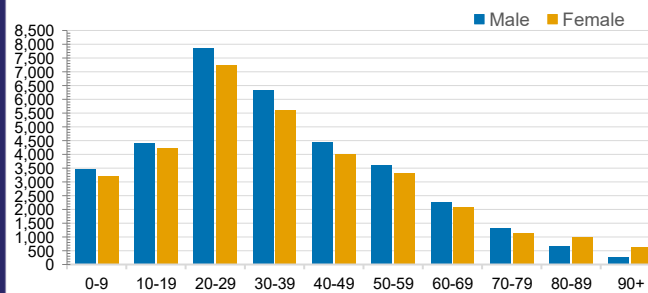


**CASES IN AGED CARE SERVICES**

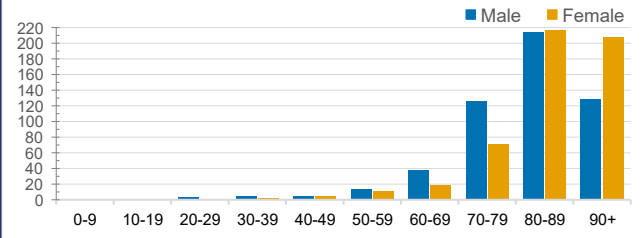
Confirmed Cases	Australia	ACT	NSW	NT	QLD	SA	TAS	VIC	WA
Residential Care Recipients	2257 [1385]	0	264 [49]	0	1 (1)	0	1 (1)	1991 [1336]	0
In Home Care Recipients	89 [73]	0	19 [13]	0	8 [8]	1 [1]	5 [3]	55 [48]	1 (1)

Cases in care recipients [recovered] (deaths)

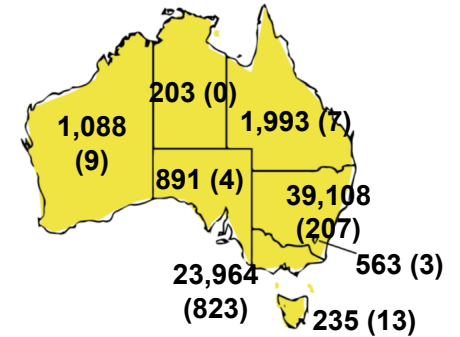
**CASES BY AGE GROUP AND SEX**



**DEATHS BY AGE GROUP AND SEX**

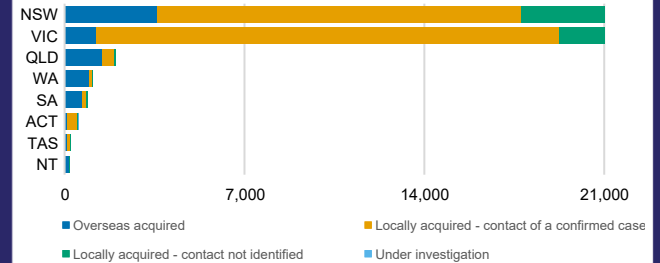


**CASES (DEATHS) BY STATE AND TERRITORIES**



**CASES BY SOURCE OF INFECTION**

Australia (% of all confirmed cases)



**PUBLIC HEALTH RESPONSE MEASURE**

Proportion of total cases under investigation

