



CURRENT STATUS OF CONFIRMED CASES



226



ACT	NSW	NT	QLD	SA	TAS	VIC	WA
2	191	0	0	0	0	33	0

1,276



ACT	NSW	NT	QLD	SA	TAS	VIC	WA
10	1,130	2	13	1	0	120	0

33,227,789

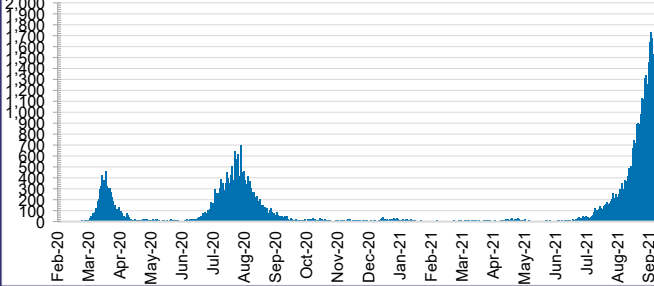


0.2% POSITIVE

TOTAL TESTS CONDUCTED

ACT	NSW	NT	QLD
407,993	14,264,050	360,217	4,101,241
POSITIVE	POSITIVE	POSITIVE	POSITIVE
0.1%	0.3%	0.1%	0.0%
SA	TAS	VIC	WA
2,141,839	340,787	9,922,731	1,688,931
POSITIVE	POSITIVE	POSITIVE	POSITIVE
0.0%	0.1%	0.2%	0.1%

DAILY NUMBER OF REPORTED CASES

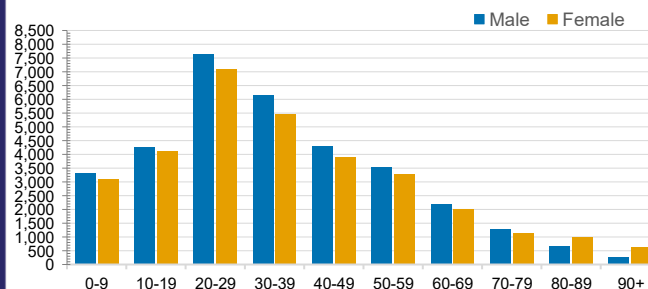


CASES IN AGED CARE SERVICES

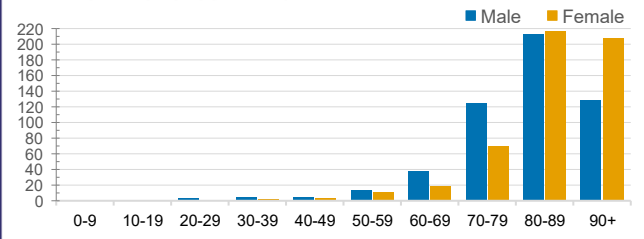
Confirmed Cases	Australia	ACT	NSW	NT	QLD	SA	TAS	VIC	WA
Residential Care Recipients	2251 [1385]	0	258 [39]	0	1 (1)	0	1 (1)	1991 [1336]	0
In Home Care Recipients	88 [73]	0	18 [13]	0	8 [8]	1 [1]	5 [3]	55 [48]	1 (1)

Cases in care recipients [recovered] (deaths)

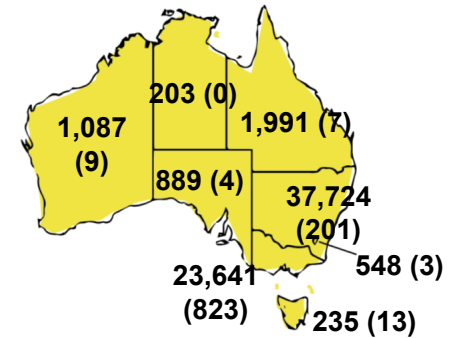
CASES BY AGE GROUP AND SEX



DEATHS BY AGE GROUP AND SEX

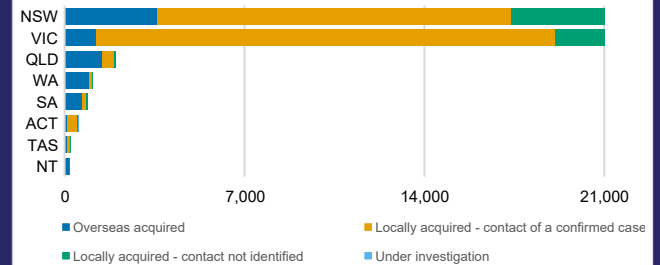


CASES (DEATHS) BY STATE AND TERRITORIES



CASES BY SOURCE OF INFECTION

Australia (% of all confirmed cases)



PUBLIC HEALTH RESPONSE MEASURE

Proportion of total cases under investigation

