



CURRENT STATUS OF CONFIRMED CASES



220



ACT	NSW	NT	QLD	SA	TAS	VIC	WA
1	189	0	0	0	0	30	0

1,278



ACT	NSW	NT	QLD	SA	TAS	VIC	WA
8	1,143	2	14	1	0	110	0

33,023,840

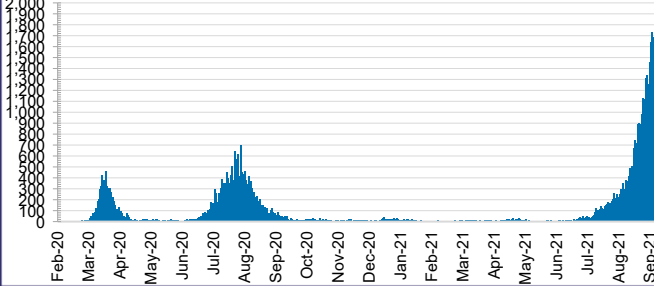


0.2% POSITIVE

**TOTAL TESTS
CONDUCTED**

ACT	NSW	NT	QLD
405,073	14,133,709	358,806	4,088,205
POSITIVE	POSITIVE	POSITIVE	POSITIVE
0.1%	0.3%	0.1%	0.0%
SA	TAS	VIC	WA
2,134,693	339,387	9,880,302	1,683,665
POSITIVE	POSITIVE	POSITIVE	POSITIVE
0.0%	0.1%	0.2%	0.1%

DAILY NUMBER OF REPORTED CASES

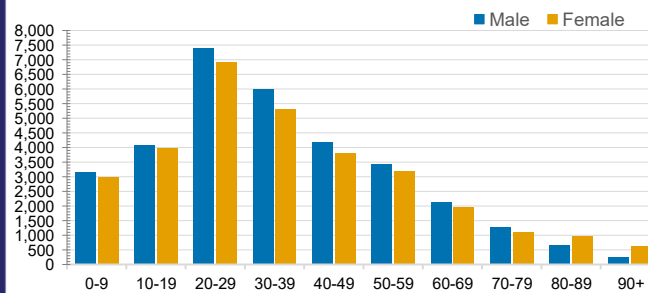


CASES IN AGED CARE SERVICES

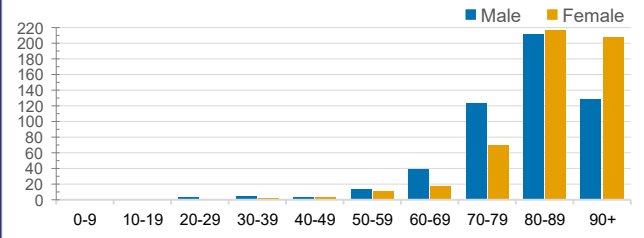
Confirmed Cases	Australia	ACT	NSW	NT	QLD	SA	TAS	VIC	WA
Residential Care Recipients	2244 [1375] (700)	0	251 [39] (43)	0	1 (1)	0	1 (1)	1991 [1336] (655)	0
In Home Care Recipients	88 [73] (9)	0	18 [13] (1)	0	8 [8]	1 [1]	5 [3] (2)	55 [48] (5)	1 (1)

Cases in care recipients [recovered] (deaths)

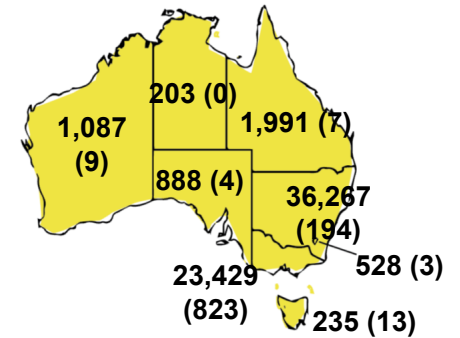
CASES BY AGE GROUP AND SEX



DEATHS BY AGE GROUP AND SEX

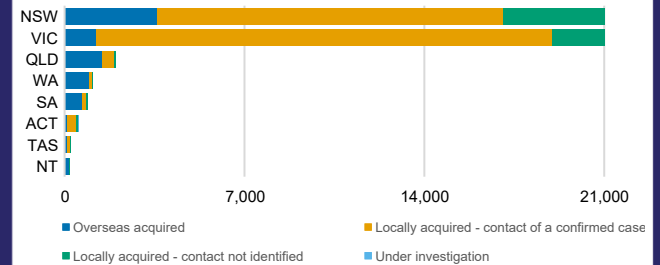


CASES (DEATHS) BY STATE AND TERRITORIES



CASES BY SOURCE OF INFECTION

Australia (% of all confirmed cases)



PUBLIC HEALTH RESPONSE MEASURE

Proportion of total cases under investigation

