



CURRENT STATUS OF CONFIRMED CASES



200



ACT	NSW	NT	QLD	SA	TAS	VIC	WA
1	173	0	0	0	0	26	0

1,187



ACT	NSW	NT	QLD	SA	TAS	VIC	WA
11	1,067	2	14	1	0	92	0

32,851,255



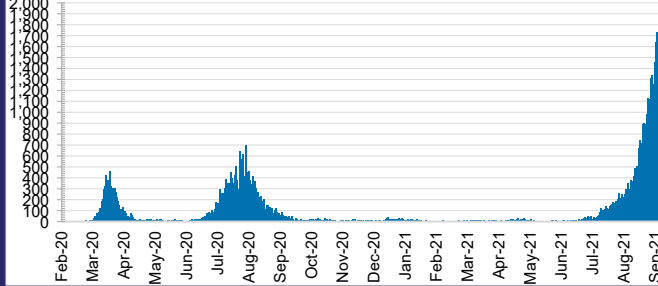
0.2% POSITIVE

**TOTAL TESTS
CONDUCTED**

ACT	NSW	NT	QLD
401,725	14,032,964	357,284	4,075,556
POSITIVE	POSITIVE	POSITIVE	POSITIVE
0.1%	0.2%	0.1%	0.0%

SA	TAS	VIC	WA
2,129,826	338,448	9,836,444	1,679,008
POSITIVE	POSITIVE	POSITIVE	POSITIVE
0.0%	0.1%	0.2%	0.1%

DAILY NUMBER OF REPORTED CASES

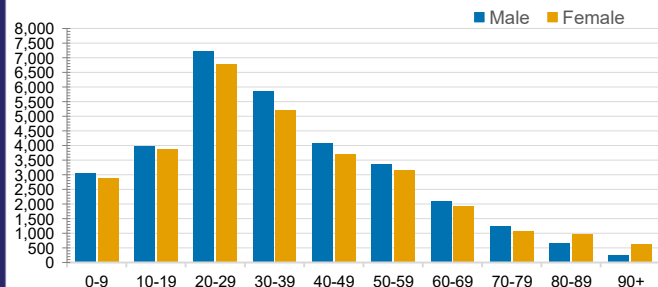


CASES IN AGED CARE SERVICES

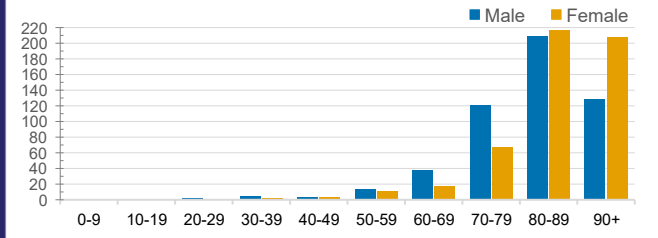
Confirmed Cases	Australia	ACT	NSW	NT	QLD	SA	TAS	VIC	WA
Residential Care Recipients	2227 [1375] (699)	0	234 [39] (42)	0	1 (1)	0	1 (1)	1991 [1336] (655)	0
In Home Care Recipients	88 [73] (9)	0	18 [13] (1)	0	8 [8]	1 [1]	5 [3] (2)	55 [48] (5)	1 (1)

Cases in care recipients [recovered] (deaths)

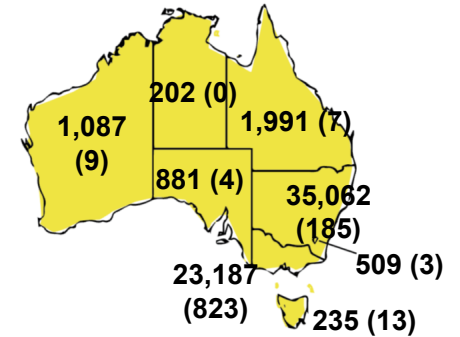
CASES BY AGE GROUP AND SEX



DEATHS BY AGE GROUP AND SEX

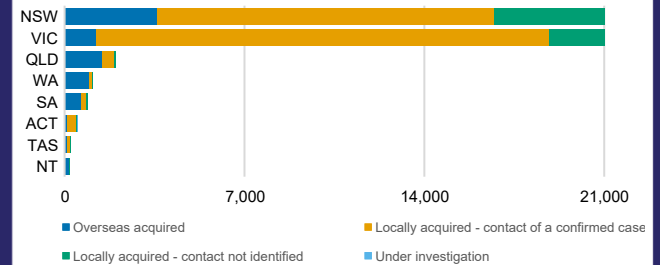


CASES (DEATHS) BY STATE AND TERRITORIES



CASES BY SOURCE OF INFECTION

Australia (% of all confirmed cases)



PUBLIC HEALTH RESPONSE MEASURE

Proportion of total cases under investigation

