



**CURRENT STATUS OF CONFIRMED CASES**



**197**

CURRENT CASES  
INTENSIVE CARE UNITS (ICU)

ACT	NSW	NT	QLD	SA	TAS	VIC	WA
1	172	0	0	0	0	24	0

**1,138**

CURRENT CASES  
ADMITTED TO HOSPITALS

ACT	NSW	NT	QLD	SA	TAS	VIC	WA
9	1,023	2	14	1	0	89	0

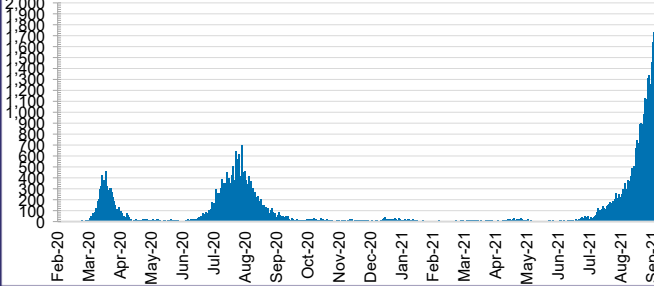
**32,642,848**

**0.2%** POSITIVE

TOTAL TESTS  
CONDUCTED

ACT	NSW	NT	QLD
398,222	13,896,509	356,089	4,065,899
POSITIVE	POSITIVE	POSITIVE	POSITIVE
0.1%	0.2%	0.1%	0.0%
SA	TAS	VIC	WA
2,125,973	337,704	9,794,186	1,668,266
POSITIVE	POSITIVE	POSITIVE	POSITIVE
0.0%	0.1%	0.2%	0.1%

**DAILY NUMBER OF REPORTED CASES**

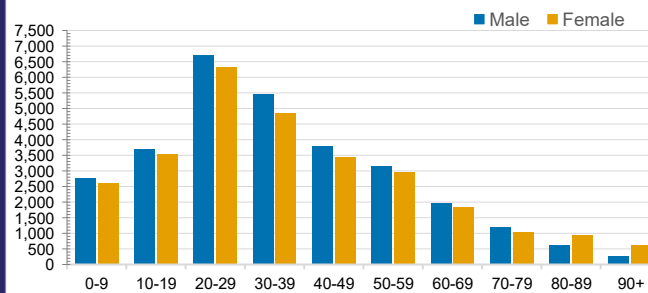


**CASES IN AGED CARE SERVICES**

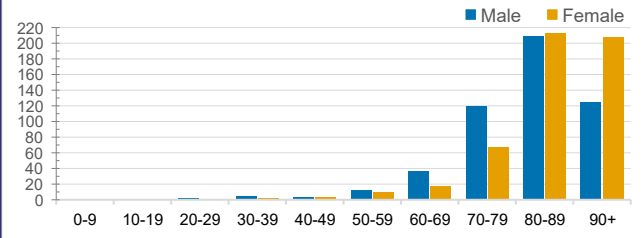
Confirmed Cases	Australia	ACT	NSW	NT	QLD	SA	TAS	VIC	WA
Residential Care Recipients	2191 [1375] (697)	0	198 [39] (40)	0	1 (1)	0	1 (1)	1991 [1336] (655)	0
In Home Care Recipients	88 [73] (9)	1	18 [13] (1)	0	8 [8]	1 [1]	5 [3] (2)	55 [48] (5)	1 (1)

Cases in care recipients [recovered] (deaths)

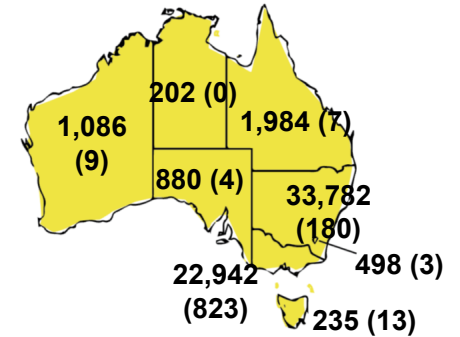
**CASES BY AGE GROUP AND SEX**



**DEATHS BY AGE GROUP AND SEX**

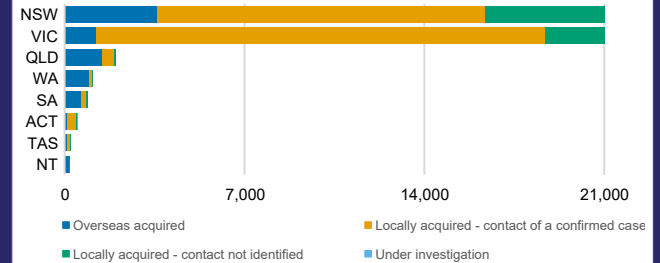


**CASES (DEATHS) BY STATE AND TERRITORIES**



**CASES BY SOURCE OF INFECTION**

Australia (% of all confirmed cases)



**PUBLIC HEALTH RESPONSE MEASURE**

Proportion of total cases under investigation

