



**CURRENT STATUS OF CONFIRMED CASES**



**179**



ACT	NSW	NT	QLD	SA	TAS	VIC	WA
3	160	0	0	0	0	16	0

**1,065**



ACT	NSW	NT	QLD	SA	TAS	VIC	WA
10	973	2	15	1	0	64	0

**32,259,945**

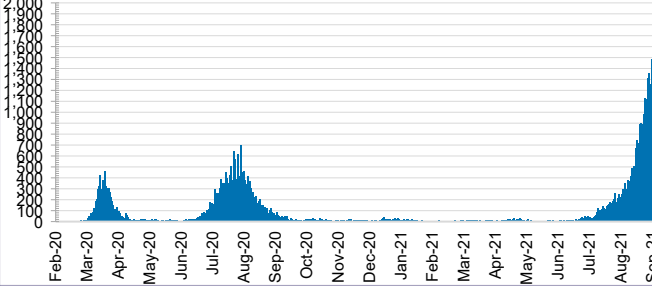


**0.2% POSITIVE**

**TOTAL TESTS  
CONDUCTED**

ACT	NSW	NT	QLD
394,124	13,649,840	353,625	4,047,573
POSITIVE	POSITIVE	POSITIVE	POSITIVE
0.1%	0.2%	0.1%	0.0%
SA	TAS	VIC	WA
2,114,297	336,069	9,696,151	1,668,266
POSITIVE	POSITIVE	POSITIVE	POSITIVE
0.0%	0.1%	0.2%	0.1%

**DAILY NUMBER OF REPORTED CASES**

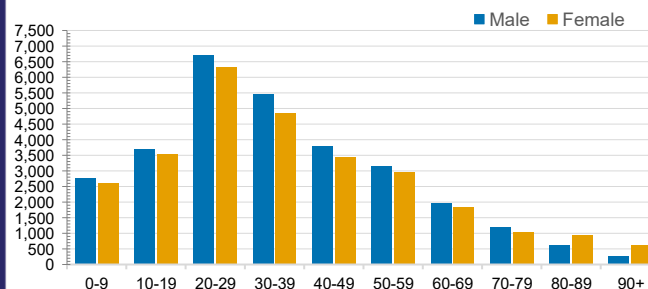


**CASES IN AGED CARE SERVICES**

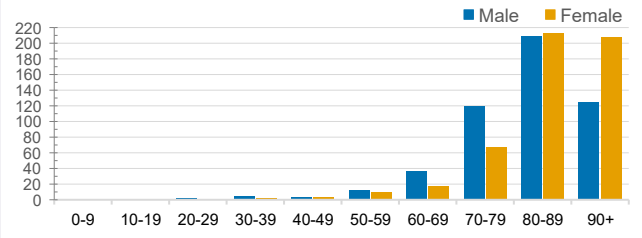
Confirmed Cases	Australia	ACT	NSW	NT	QLD	SA	TAS	VIC	WA
Residential Care Recipients	2191 [1375] (697)	0	198 [39] (40)	0	1 (1)	0	1 (1)	1991 [1336] (655)	0
In Home Care Recipients	88 [73] (9)	1	18 [13] (1)	0	8 [8]	1 [1]	5 [3] (2)	55 [48] (5)	1 (1)

Cases in care recipients [recovered] (deaths)

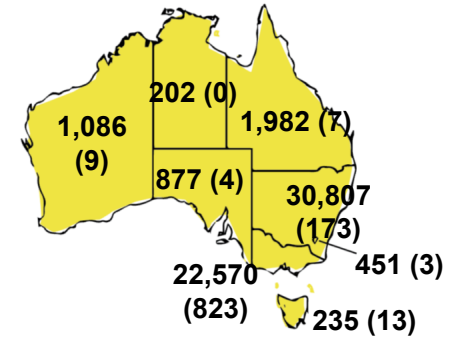
**CASES BY AGE GROUP AND SEX**



**DEATHS BY AGE GROUP AND SEX**

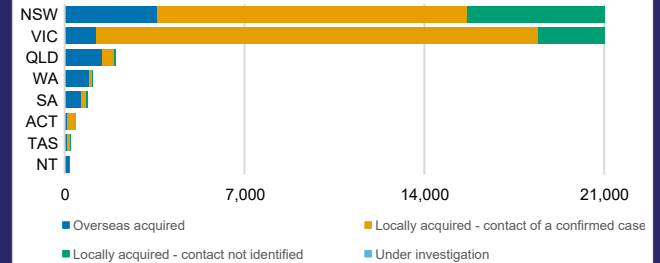


**CASES (DEATHS) BY STATE AND TERRITORIES**



**CASES BY SOURCE OF INFECTION**

Australia (% of all confirmed cases)



**PUBLIC HEALTH RESPONSE MEASURE**

Proportion of total cases under investigation

