



CURRENT STATUS OF CONFIRMED CASES



296



ACT	NSW	NT	QLD	SA	TAS	VIC	WA
3	212	0	0	0	0	81	0

1,479



ACT	NSW	NT	QLD	SA	TAS	VIC	WA
10	1,082	6	10	0	0	371	0

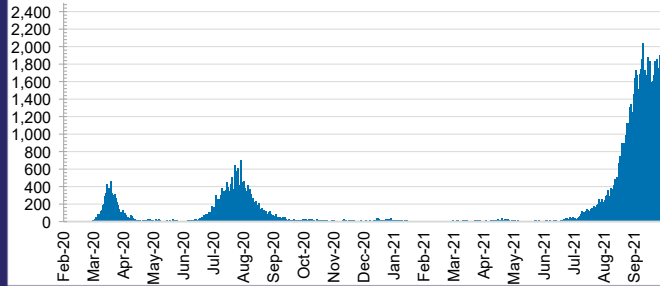
37,631,431



0.3% POSITIVE

ACT	NSW	NT	QLD
474,759	17,005,440	393,461	4,344,993
POSITIVE	POSITIVE	POSITIVE	POSITIVE
0.2%	0.4%	0.1%	0.0%
SA	TAS	VIC	WA
2,246,466	359,669	11,042,046	1,764,597
POSITIVE	POSITIVE	POSITIVE	POSITIVE
0.0%	0.1%	0.3%	0.1%

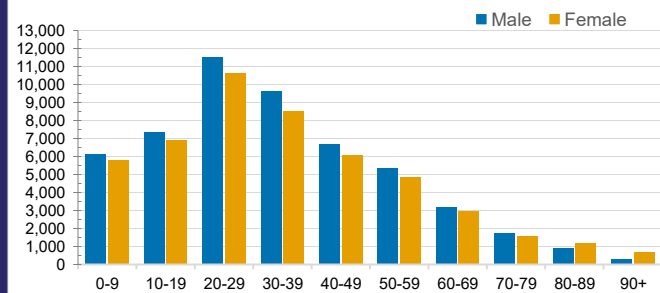
DAILY NUMBER OF REPORTED CASES



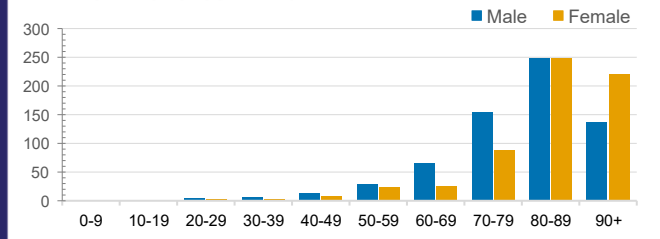
CASES IN AGED CARE SERVICES

Confirmed Cases	Australia	ACT	NSW	NT	QLD	SA	TAS	VIC	WA
Residential Care Recipients	2445 [1407] (720)	10 (1)	415 [69] (59)	0	1 (1)	0	1 (1)	2018 [1338] (658)	0
In Home Care Recipients	104 [73] (11)	0	33 [13] (2)	0	8 [8]	1 [1]	5 [3] (2)	56 [48] (5)	1 (1)
Cases in care recipients [recovered] (deaths)									

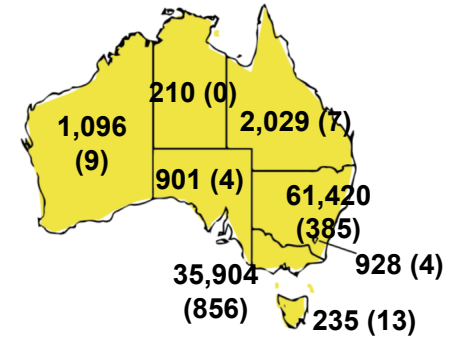
CASES BY AGE GROUP AND SEX



DEATHS BY AGE GROUP AND SEX

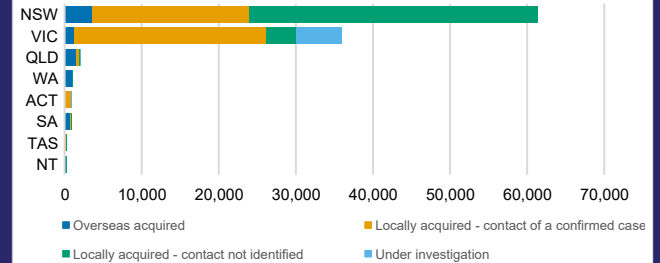


CASES (DEATHS) BY STATE AND TERRITORIES



CASES BY SOURCE OF INFECTION

Australia (% of all confirmed cases)



PUBLIC HEALTH RESPONSE MEASURE

Proportion of total cases under investigation

