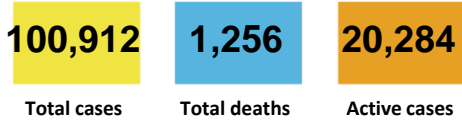




CURRENT STATUS OF CONFIRMED CASES



297



**CURRENT CASES
INTENSIVE CARE UNITS (ICU)**

ACT	NSW	NT	QLD	SA	TAS	VIC	WA
3	213	0	0	0	0	81	0

1,551



**CURRENT CASES
ADMITTED TO HOSPITALS**

ACT	NSW	NT	QLD	SA	TAS	VIC	WA
8	1,155	6	7	0	0	375	0

37,421,014

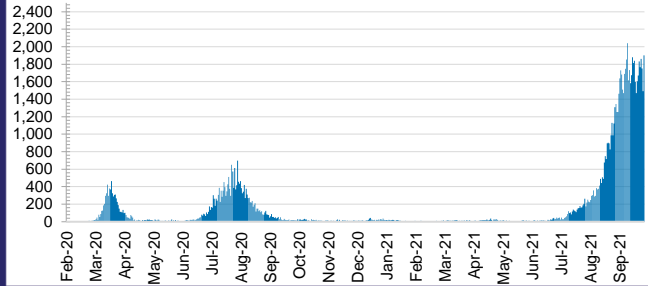


0.3% POSITIVE

**TOTAL TESTS
CONDUCTED**

ACT	NSW	NT	QLD
470,079	16,885,159	392,421	4,333,785
POSITIVE	POSITIVE	POSITIVE	POSITIVE
0.2%	0.4%	0.1%	0.0%
SA	TAS	VIC	WA
2,240,725	358,514	10,980,724	1,759,607
POSITIVE	POSITIVE	POSITIVE	POSITIVE
0.0%	0.1%	0.3%	0.1%

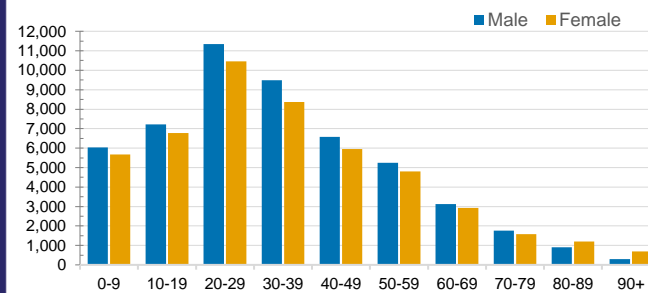
DAILY NUMBER OF REPORTED CASES



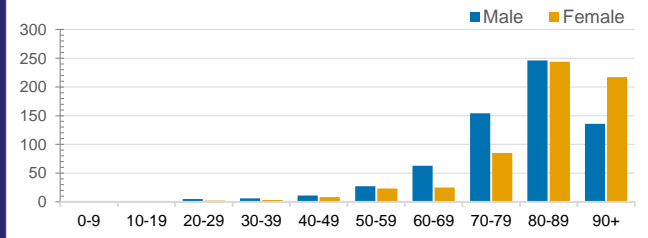
CASES IN AGED CARE SERVICES

Confirmed Cases	Australia	ACT	NSW	NT	QLD	SA	TAS	VIC	WA
Residential Care Recipients	2443 [1407] (719)	10 (1)	414 [69] (60)	0	1 (1)	0	1 (1)	2017 [1338] (656)	0
In Home Care Recipients	104 [73] (11)	0	33 [13] (2)	0	8 [8]	1 [1]	5 [3] (2)	56 [48] (5)	1 (1)
Cases in care recipients [recovered] (deaths)									

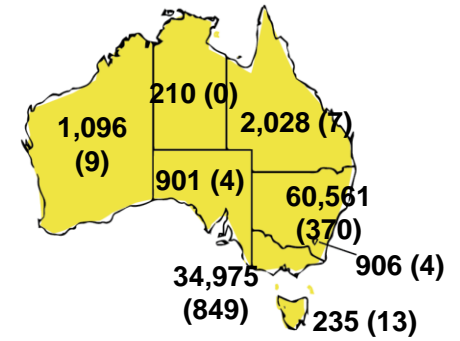
CASES BY AGE GROUP AND SEX



DEATHS BY AGE GROUP AND SEX

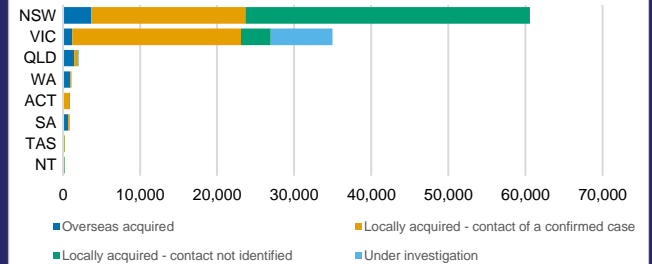


CASES (DEATHS) BY STATE AND TERRITORIES



CASES BY SOURCE OF INFECTION

Australia (% of all confirmed cases)



PUBLIC HEALTH RESPONSE MEASURE

Proportion of total cases under investigation

