



**CURRENT STATUS OF CONFIRMED CASES**

**99,032** **1,245** **20,099**

Total cases      Total deaths      Active cases

**292**



ACT	NSW	NT	QLD	SA	TAS	VIC	WA
3	214	0	0	0	0	75	0

**1,538**



ACT	NSW	NT	QLD	SA	TAS	VIC	WA
8	1,155	5	7	0	0	363	0

**37,217,210**

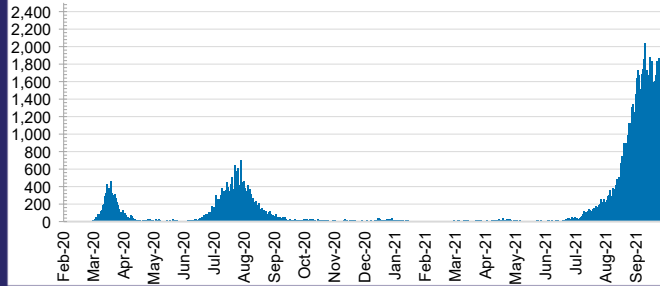


**0.3% POSITIVE**

**TOTAL TESTS  
CONDUCTED**

ACT	NSW	NT	QLD
468,077	16,752,880	390,186	4,324,461
POSITIVE	POSITIVE	POSITIVE	POSITIVE
0.2%	0.4%	0.1%	0.0%
SA	TAS	VIC	WA
2,236,395	357,628	10,931,274	1,756,309
POSITIVE	POSITIVE	POSITIVE	POSITIVE
0.0%	0.1%	0.3%	0.1%

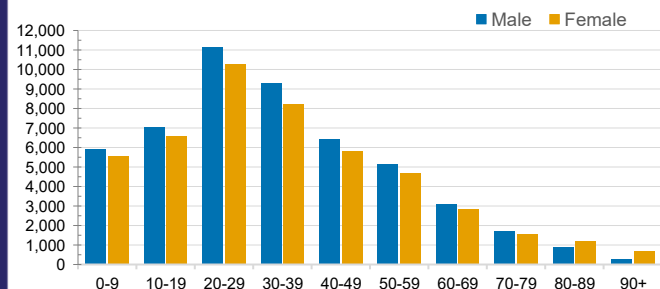
**DAILY NUMBER OF REPORTED CASES**



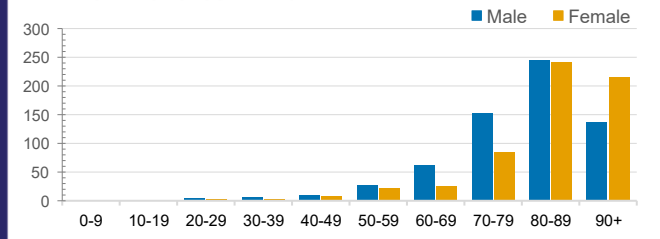
**CASES IN AGED CARE SERVICES**

Confirmed Cases	Australia	ACT	NSW	NT	QLD	SA	TAS	VIC	WA
Residential Care Recipients	2436 [1407] (719)	9 (1)	411 [69] (60)	0	1 (1)	0	1 (1)	2014 [1338] (656)	0
In Home Care Recipients	104 [73] (11)	0	33 [13] (2)	0	8 [8]	1 [1]	5 [3] (2)	56 [48] (5)	1 (1)
Cases in care recipients [recovered] (deaths)									

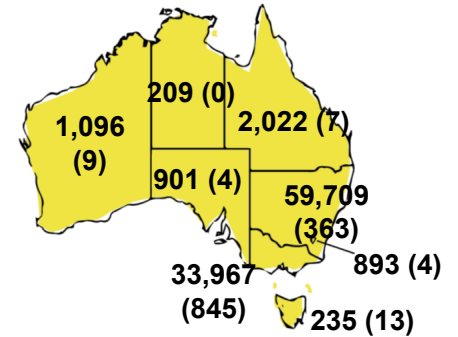
**CASES BY AGE GROUP AND SEX**



**DEATHS BY AGE GROUP AND SEX**

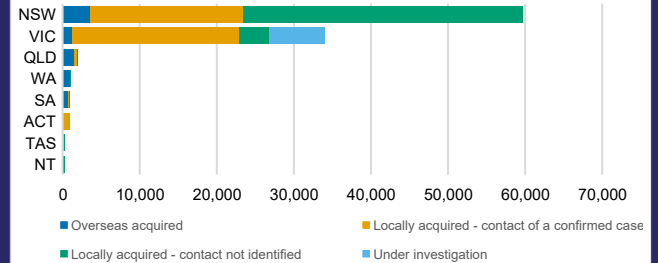


**CASES (DEATHS) BY STATE AND TERRITORIES**



**CASES BY SOURCE OF INFECTION**

Australia (% of all confirmed cases)



**PUBLIC HEALTH RESPONSE MEASURE**

Proportion of total cases under investigation

