



CURRENT STATUS OF CONFIRMED CASES



299

CURRENT CASES
INTENSIVE CARE UNITS (ICU)



ACT	NSW	NT	QLD	SA	TAS	VIC	WA
4	222	0	0	0	0	73	0

1,493

CURRENT CASES
ADMITTED TO HOSPITALS



ACT	NSW	NT	QLD	SA	TAS	VIC	WA
10	1,146	5	7	0	0	325	0

37,046,009

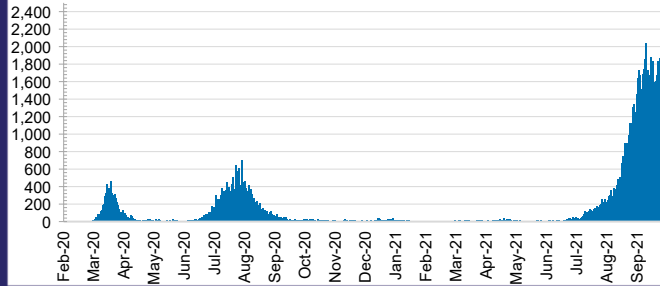
0.3% POSITIVE

TOTAL TESTS
CONDUCTED



ACT	NSW	NT	QLD
460,818	16,659,303	389,124	4,318,584
POSITIVE	POSITIVE	POSITIVE	POSITIVE
0.2%	0.4%	0.1%	0.0%
SA	TAS	VIC	WA
2,232,858	356,580	10,880,022	1,748,720
POSITIVE	POSITIVE	POSITIVE	POSITIVE
0.0%	0.1%	0.3%	0.1%

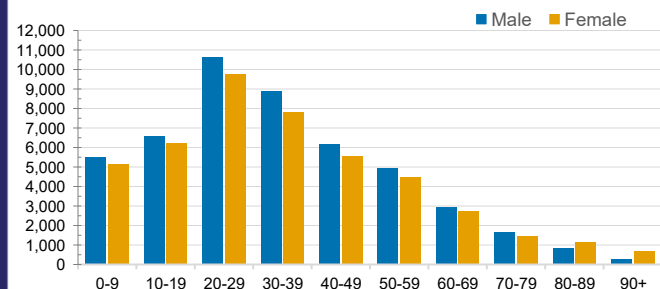
DAILY NUMBER OF REPORTED CASES



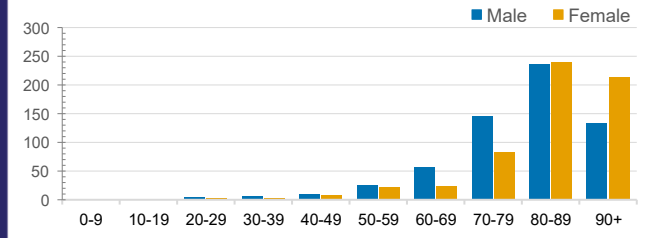
CASES IN AGED CARE SERVICES

Confirmed Cases	Australia	ACT	NSW	NT	QLD	SA	TAS	VIC	WA
Residential Care Recipients	2424 [1407] (717)	8	402 [69] (59)	0	1 (1)	0	1 (1)	2012 [1336] (656)	0
In Home Care Recipients	104 [73] (11)	0	33 [13] (2)	0	8 [8]	1 [1]	5 [3] (2)	56 [48] (5)	1 (1)
Cases in care recipients [recovered] (deaths)									

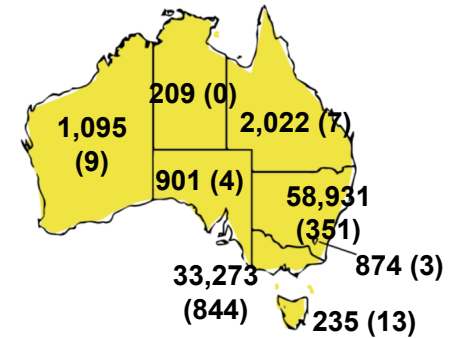
CASES BY AGE GROUP AND SEX



DEATHS BY AGE GROUP AND SEX

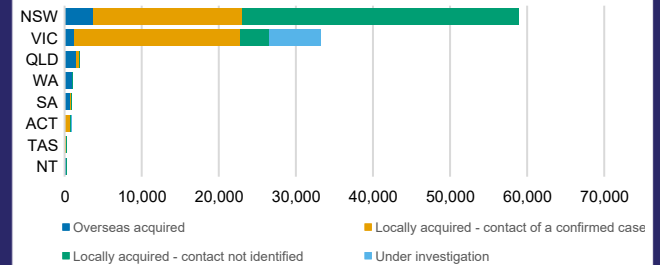


CASES (DEATHS) BY STATE AND TERRITORIES



CASES BY SOURCE OF INFECTION

Australia (% of all confirmed cases)



PUBLIC HEALTH RESPONSE MEASURE

Proportion of total cases under investigation

