



**CURRENT STATUS OF CONFIRMED CASES**



**298**



ACT	NSW	NT	QLD	SA	TAS	VIC	WA
4	229	0	0	0	0	65	0

**1,529**



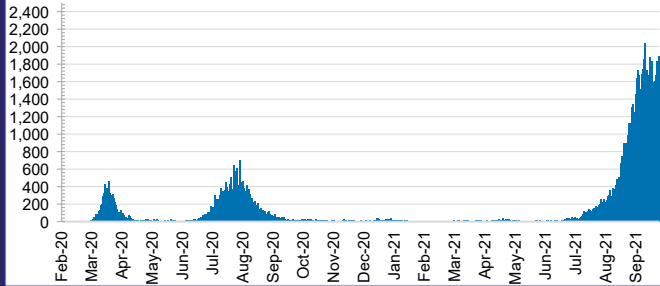
ACT	NSW	NT	QLD	SA	TAS	VIC	WA
10	1,187	4	7	0	0	321	0

**36,877,526**



<b>0.3%</b> POSITIVE			
ACT	NSW	NT	QLD
458,626	16,552,852	387,968	4,310,566
POSITIVE	POSITIVE	POSITIVE	POSITIVE
0.2%	0.4%	0.1%	0.0%
SA	TAS	VIC	WA
2,228,802	356,292	10,833,700	1,748,720
POSITIVE	POSITIVE	POSITIVE	POSITIVE
0.0%	0.1%	0.3%	0.1%

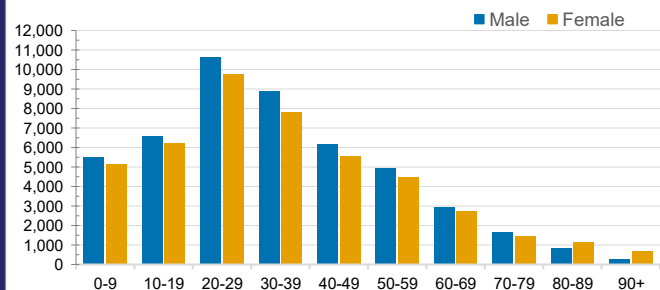
**DAILY NUMBER OF REPORTED CASES**



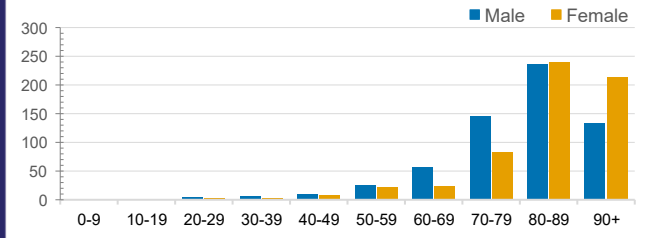
**CASES IN AGED CARE SERVICES**

Confirmed Cases	Australia	ACT	NSW	NT	QLD	SA	TAS	VIC	WA
Residential Care Recipients	2424 [1407] (717)	8	402 [69] (59)	0	1 (1)	0	1 (1)	2012 [1336] (656)	0
In Home Care Recipients	104 [73] (11)	0	33 [13] (2)	0	8 [8]	1 [1]	5 [3] (2)	56 [48] (5)	1 (1)
Cases in care recipients [recovered] (deaths)									

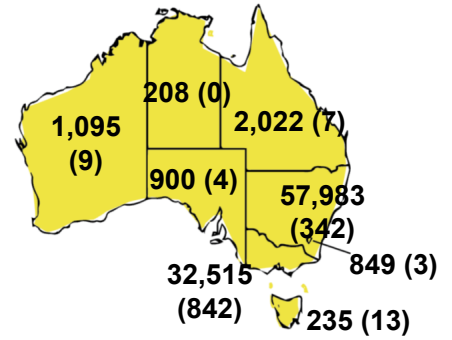
**CASES BY AGE GROUP AND SEX**



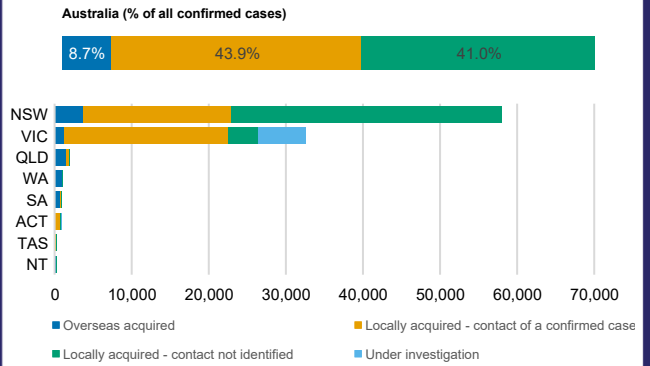
**DEATHS BY AGE GROUP AND SEX**



**CASES (DEATHS) BY STATE AND TERRITORIES**



**CASES BY SOURCE OF INFECTION**



**PUBLIC HEALTH RESPONSE MEASURE**

