



CURRENT STATUS OF CONFIRMED CASES



301



ACT	NSW	NT	QLD	SA	TAS	VIC	WA
3	232	0	0	0	0	66	0

1,508



ACT	NSW	NT	QLD	SA	TAS	VIC	WA
12	1,186	4	9	0	0	297	0

36,691,070

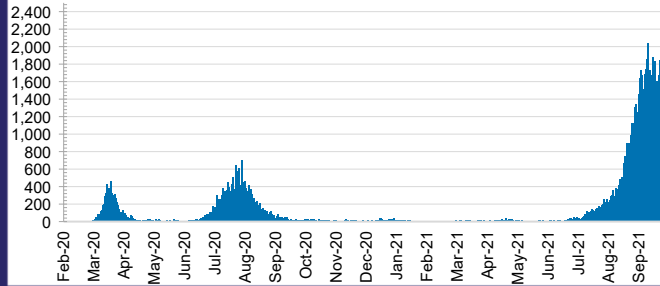


0.3% POSITIVE

ACT	NSW	NT	QLD
456,384	16,444,747	386,252	4,300,839
POSITIVE	POSITIVE	POSITIVE	POSITIVE
0.2%	0.3%	0.1%	0.0%

SA	TAS	VIC	WA
2,224,311	355,459	10,774,358	1,748,720
POSITIVE	POSITIVE	POSITIVE	POSITIVE
0.0%	0.1%	0.3%	0.1%

DAILY NUMBER OF REPORTED CASES

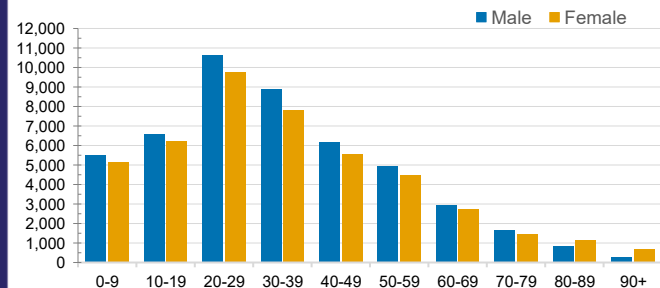


CASES IN AGED CARE SERVICES

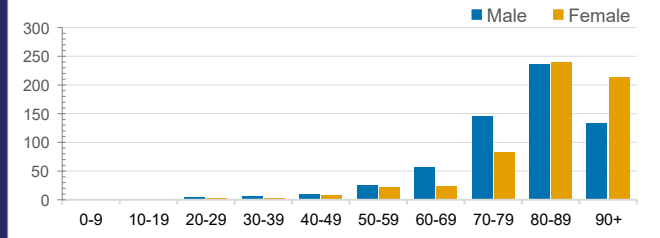
Confirmed Cases	Australia	ACT	NSW	NT	QLD	SA	TAS	VIC	WA
Residential Care Recipients	2424 [1407] (717)	8	402 [69] (59)	0	1 (1)	0	1 (1)	2012 [1336] (656)	0
In Home Care Recipients	104 [73] (11)	0	33 [13] (2)	0	8 [8]	1 [1]	5 [3] (2)	56 [48] (5)	1 (1)

Cases in care recipients [recovered] (deaths)

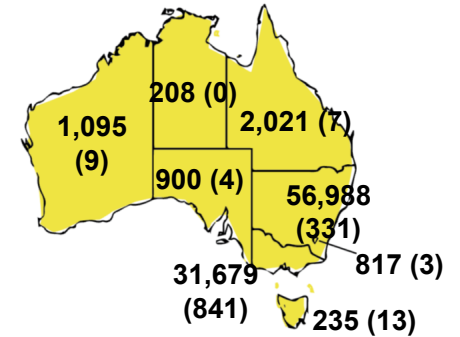
CASES BY AGE GROUP AND SEX



DEATHS BY AGE GROUP AND SEX

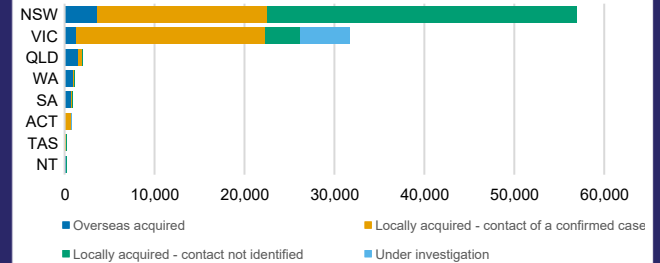


CASES (DEATHS) BY STATE AND TERRITORIES



CASES BY SOURCE OF INFECTION

Australia (% of all confirmed cases)



PUBLIC HEALTH RESPONSE MEASURE

Proportion of total cases under investigation

