



**CURRENT STATUS OF CONFIRMED CASES**



**302**

CURRENT CASES  
INTENSIVE CARE UNITS (ICU)



ACT	NSW	NT	QLD	SA	TAS	VIC	WA
2	242	0	0	0	0	58	0

**1,518**

CURRENT CASES  
ADMITTED TO HOSPITALS



ACT	NSW	NT	QLD	SA	TAS	VIC	WA
12	1,232	4	13	0	0	257	0

**36,245,879**

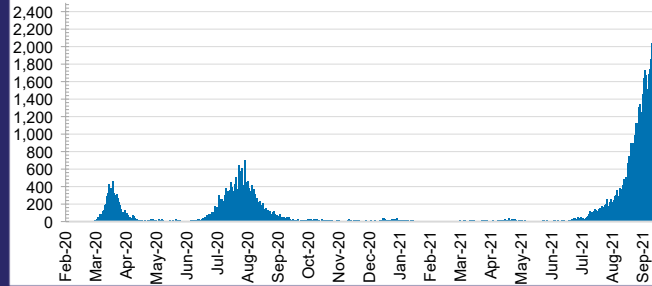
**0.2%** POSITIVE

TOTAL TESTS  
CONDUCTED



ACT	NSW	NT	QLD
450,201	16,173,897	382,874	4,275,882
POSITIVE	POSITIVE	POSITIVE	POSITIVE
0.2%	0.3%	0.1%	0.0%
SA	TAS	VIC	WA
2,212,669	353,609	10,655,430	1,741,317
POSITIVE	POSITIVE	POSITIVE	POSITIVE
0.0%	0.1%	0.3%	0.1%

**DAILY NUMBER OF REPORTED CASES**

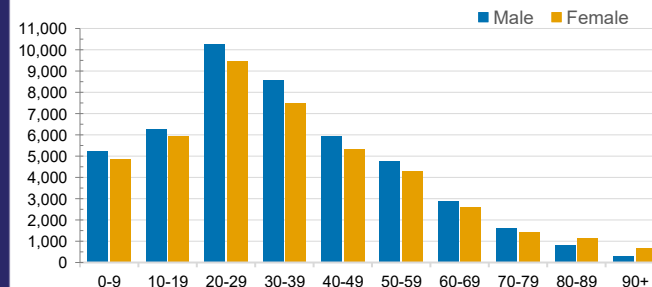


**CASES IN AGED CARE SERVICES**

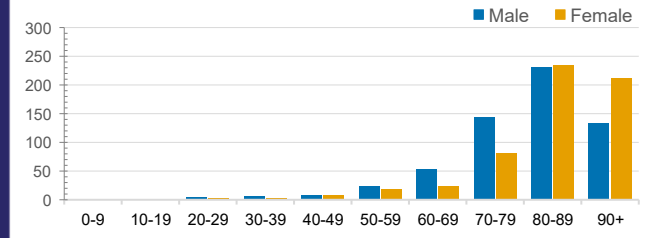
Confirmed Cases	Australia	ACT	NSW	NT	QLD	SA	TAS	VIC	WA
Residential Care Recipients	2388 [1404]	0	384 [68]	0	1 (1)	0	1 (1)	2002 [1336]	0
In Home Care Recipients	102 [73]	0	31 [13]	0	8 [8]	1 [1]	5 [3]	56 [48]	1 (1)

Cases in care recipients [recovered] (deaths)

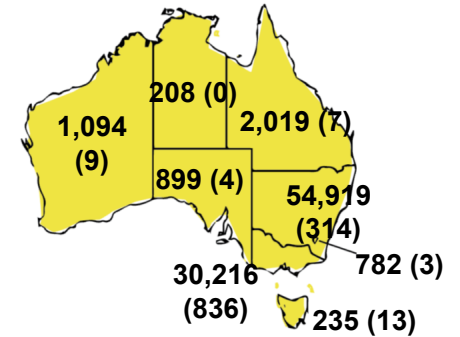
**CASES BY AGE GROUP AND SEX**



**DEATHS BY AGE GROUP AND SEX**

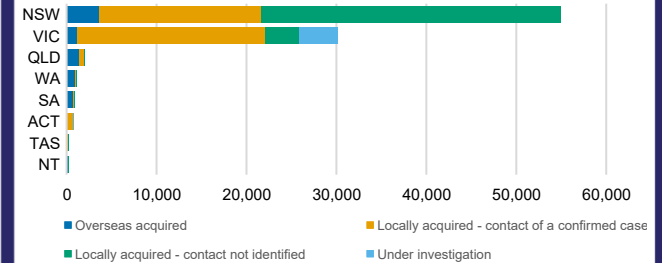


**CASES (DEATHS) BY STATE AND TERRITORIES**



**CASES BY SOURCE OF INFECTION**

Australia (% of all confirmed cases)



**PUBLIC HEALTH RESPONSE MEASURE**

Proportion of total cases under investigation

