



CURRENT STATUS OF CONFIRMED CASES



304



ACT	NSW	NT	QLD	SA	TAS	VIC	WA
2	242	0	0	0	0	60	0

1,541



ACT	NSW	NT	QLD	SA	TAS	VIC	WA
10	1,268	3	19	0	0	241	0

36,023,894

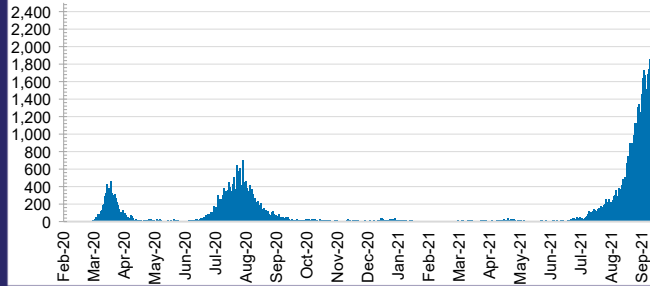


0.2% POSITIVE

**TOTAL TESTS
CONDUCTED**

ACT	NSW	NT	QLD
448,029	16,040,058	380,816	4,264,037
POSITIVE	POSITIVE	POSITIVE	POSITIVE
0.2%	0.3%	0.1%	0.0%
SA	TAS	VIC	WA
2,206,617	352,424	10,594,601	1,737,312
POSITIVE	POSITIVE	POSITIVE	POSITIVE
0.0%	0.1%	0.3%	0.1%

DAILY NUMBER OF REPORTED CASES

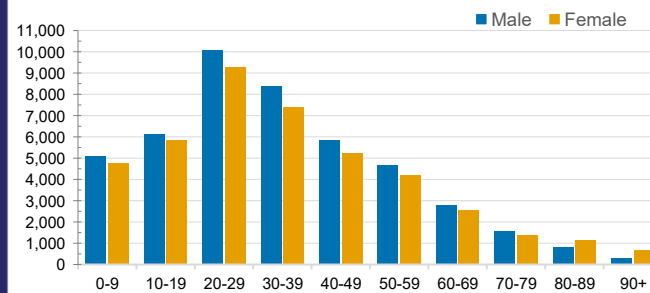


CASES IN AGED CARE SERVICES

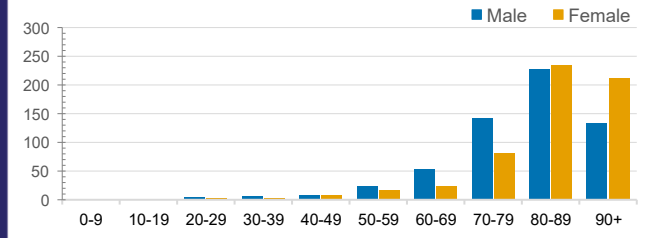
Confirmed Cases	Australia	ACT	NSW	NT	QLD	SA	TAS	VIC	WA
Residential Care Recipients	2385 [1404]	0	381 [68]	0	1 (1)	0	1 (1)	2002 [1336]	0
In Home Care Recipients	93 [73]	0	27 [13]	0	8 [8]	1 [1]	5 [3]	55 [48]	1 (1)

Cases in care recipients [recovered] (deaths)

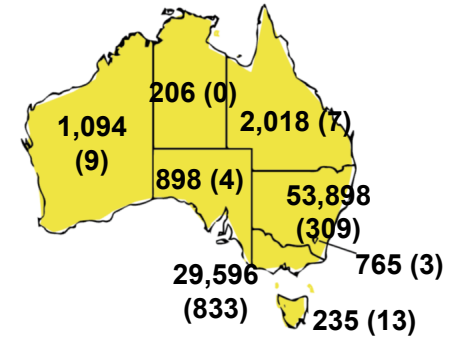
CASES BY AGE GROUP AND SEX



DEATHS BY AGE GROUP AND SEX

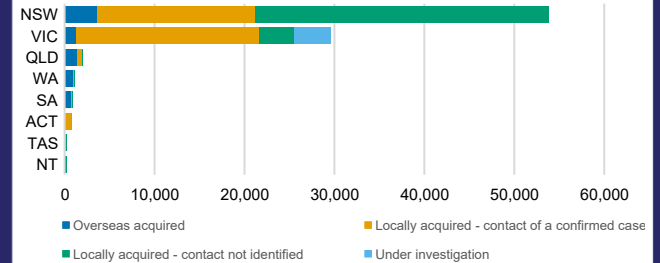


CASES (DEATHS) BY STATE AND TERRITORIES



CASES BY SOURCE OF INFECTION

Australia (% of all confirmed cases)



PUBLIC HEALTH RESPONSE MEASURE

Proportion of total cases under investigation

