



CURRENT STATUS OF CONFIRMED CASES

87,101

Total cases

1,167

Total deaths

19,574

Active cases

297

CURRENT CASES
INTENSIVE CARE UNITS (ICU)



ACT	NSW	NT	QLD	SA	TAS	VIC	WA
2	236	0	0	0	0	59	0

1,442

CURRENT CASES
ADMITTED TO HOSPITALS



ACT	NSW	NT	QLD	SA	TAS	VIC	WA
5	1,207	3	18	0	0	209	0

35,829,079

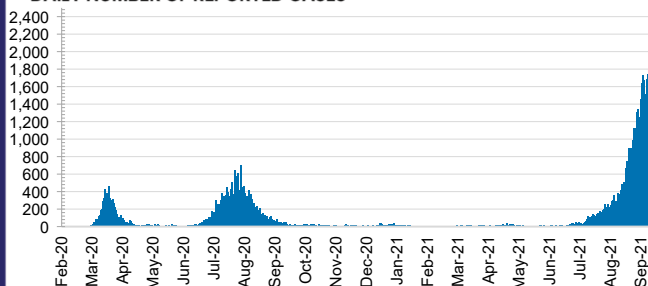
0.2% POSITIVE

TOTAL TESTS
CONDUCTED



ACT	NSW	NT	QLD
445,153	15,918,397	378,971	4,254,256
POSITIVE	POSITIVE	POSITIVE	POSITIVE
0.2%	0.3%	0.1%	0.0%
SA	TAS	VIC	WA
2,202,229	351,352	10,545,772	1,732,949
POSITIVE	POSITIVE	POSITIVE	POSITIVE
0.0%	0.1%	0.3%	0.1%

DAILY NUMBER OF REPORTED CASES

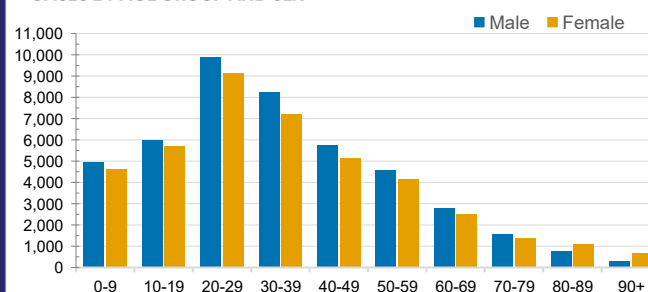


CASES IN AGED CARE SERVICES

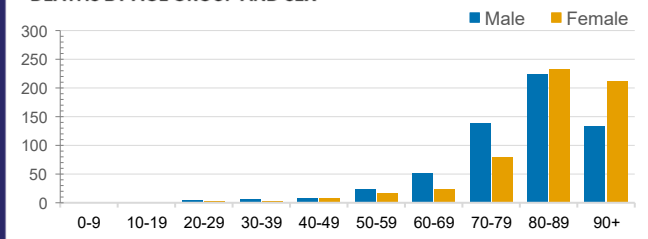
Confirmed Cases	Australia	ACT	NSW	NT	QLD	SA	TAS	VIC	WA
Residential Care Recipients	2362 [1404] (713)	0	363 [68] (56)	0	1 (1)	0	1 (1)	1997 [1336] (655)	0
In Home Care Recipients	93 [73] (9)	0	23 [13] (1)	0	8 [8]	1 [1]	5 [3] (2)	55 [48] (5)	1 (1)

Cases in care recipients [recovered] (deaths)

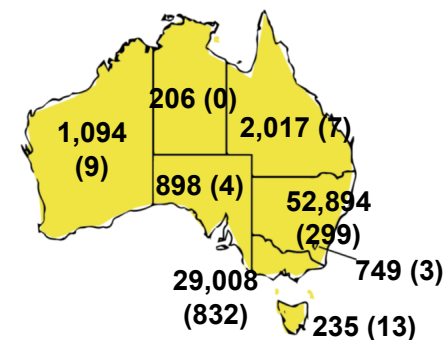
CASES BY AGE GROUP AND SEX



DEATHS BY AGE GROUP AND SEX

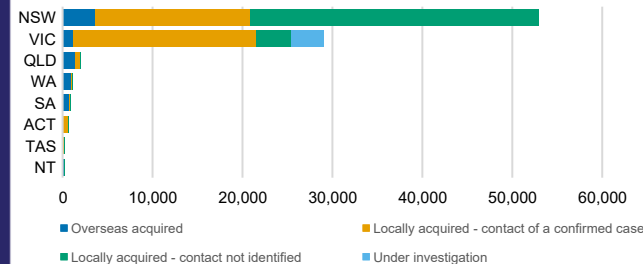


CASES (DEATHS) BY STATE AND TERRITORIES



CASES BY SOURCE OF INFECTION

Australia (% of all confirmed cases)



PUBLIC HEALTH RESPONSE MEASURE

Proportion of total cases under investigation

