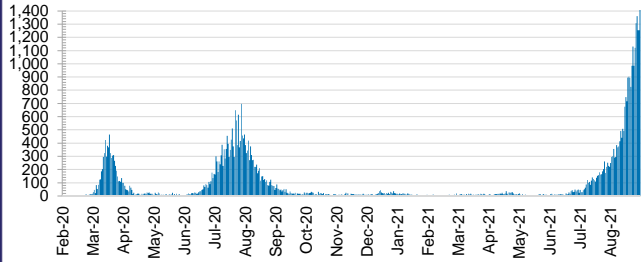




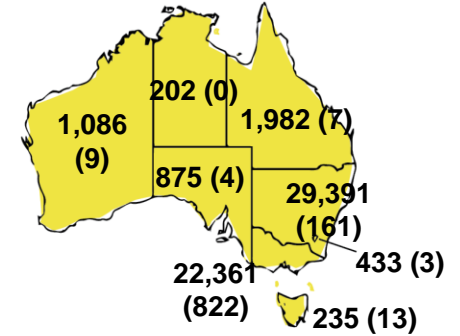
CURRENT STATUS OF CONFIRMED CASES



DAILY NUMBER OF REPORTED CASES



CASES (DEATHS) BY STATE AND TERRITORIES



184



ACT	NSW	NT	QLD	SA	TAS	VIC	WA
4	160	0	0	0	0	20	0

1047



ACT	NSW	NT	QLD	SA	TAS	VIC	WA
13	956	2	14	1	0	61	0

32,024,250



0.2% POSITIVE

**TOTAL TESTS
CONDUCTED**

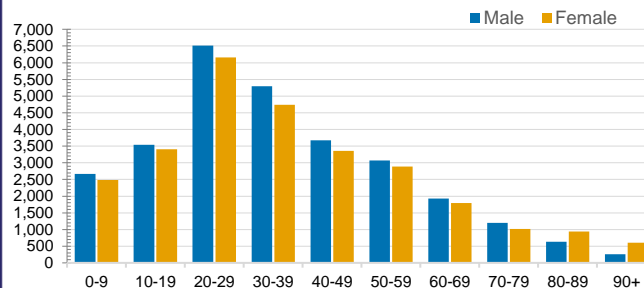
ACT	NSW	NT	QLD
391,497	13,495,186	351,954	4,030,960
POSITIVE	POSITIVE	POSITIVE	POSITIVE
0.1%	0.2%	0.1%	0.0%
SA	TAS	VIC	WA
2,107,621	334,840	9,647,579	1,664,613
POSITIVE	POSITIVE	POSITIVE	POSITIVE
0.0%	0.1%	0.2%	0.1%

CASES IN AGED CARE SERVICES

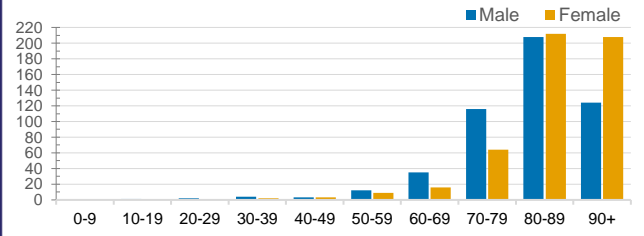
Confirmed Cases	Australia	ACT	NSW	NT	QLD	SA	TAS	VIC	WA
Residential Care Recipients	2181 [1375] (695)	0	188 [39] (38)	0	1 (1)	0	1 (1)	1991 [1336] (655)	0
In Home Care Recipients	88 [73] (9)	1	18 [13] (1)	0	8 [8]	1 [1]	5 [3] (2)	55 [48] (5)	1 (1)

Cases in care recipients [recovered] (deaths)

CASES BY AGE GROUP AND SEX

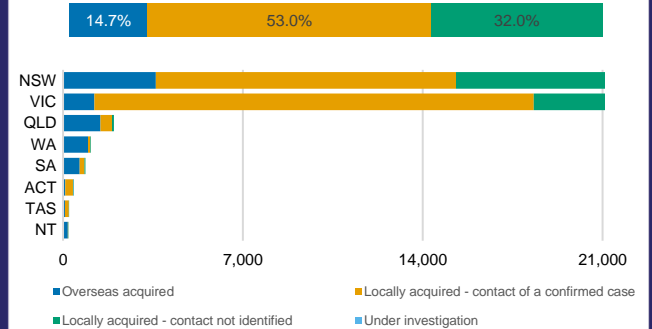


DEATHS BY AGE GROUP AND SEX



CASES BY SOURCE OF INFECTION

Australia (% of all confirmed cases)



PUBLIC HEALTH RESPONSE MEASURE

Proportion of total cases under investigation

