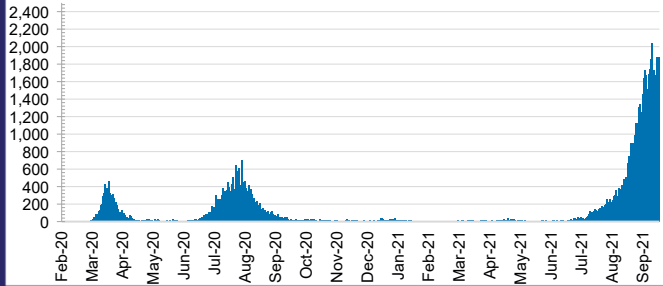




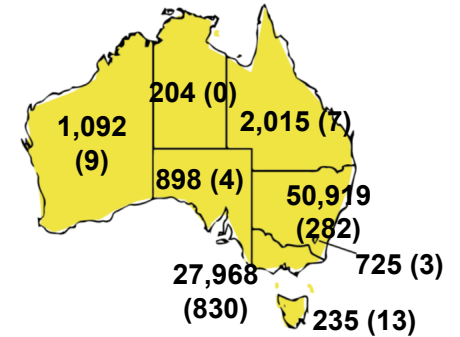
**CURRENT STATUS OF CONFIRMED CASES**



**DAILY NUMBER OF REPORTED CASES**



**CASES (DEATHS) BY STATE AND TERRITORIES**



**291**



ACT	NSW	NT	QLD	SA	TAS	VIC	WA
1	233	0	1	0	0	56	0

**1,455**



ACT	NSW	NT	QLD	SA	TAS	VIC	WA
8	1,219	1	20	0	0	207	0

**35,449,198**



**0.2% POSITIVE**

**TOTAL TESTS  
CONDUCTED**

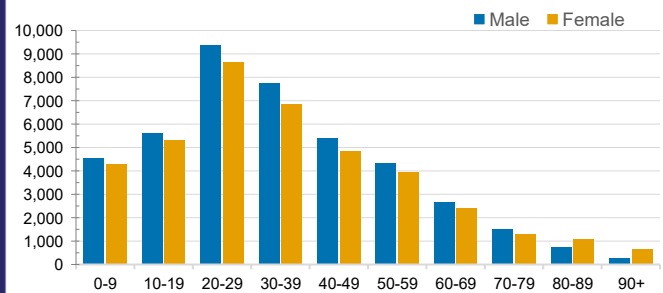
ACT	NSW	NT	QLD
438,386	15,693,965	376,439	4,236,205
POSITIVE	POSITIVE	POSITIVE	POSITIVE
0.2%	0.3%	0.1%	0.0%
SA	TAS	VIC	WA
2,195,116	350,107	10,436,238	1,722,742
POSITIVE	POSITIVE	POSITIVE	POSITIVE
0.0%	0.1%	0.3%	0.1%

**CASES IN AGED CARE SERVICES**

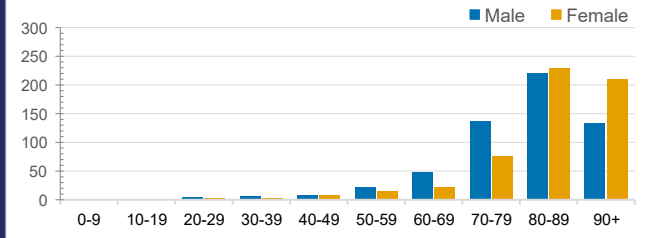
Confirmed Cases	Australia	ACT	NSW	NT	QLD	SA	TAS	VIC	WA
Residential Care Recipients	2338 [1404]	0	345 [68]	0	1 (1)	0	1 (1)	1991 [1336]	0
In Home Care Recipients	91 [73]	0	21 [13]	0	8 [8]	1 [1]	5 [3]	55 [48]	1 (1)

Cases in care recipients [recovered] (deaths)

**CASES BY AGE GROUP AND SEX**

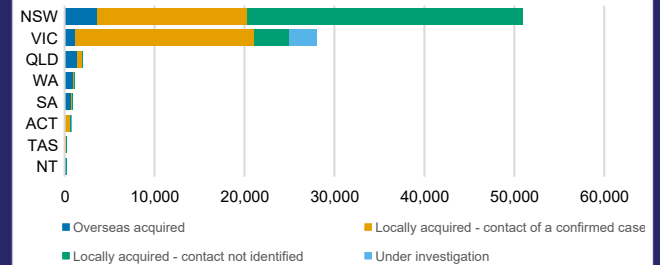


**DEATHS BY AGE GROUP AND SEX**



**CASES BY SOURCE OF INFECTION**

Australia (% of all confirmed cases)



**PUBLIC HEALTH RESPONSE MEASURE**

Proportion of total cases under investigation

