



CURRENT STATUS OF CONFIRMED CASES



279



ACT	NSW	NT	QLD	SA	TAS	VIC	WA
1	228	0	1	0	0	49	0

1,483



ACT	NSW	NT	QLD	SA	TAS	VIC	WA
8	1,245	1	21	0	0	208	0

35,243,329

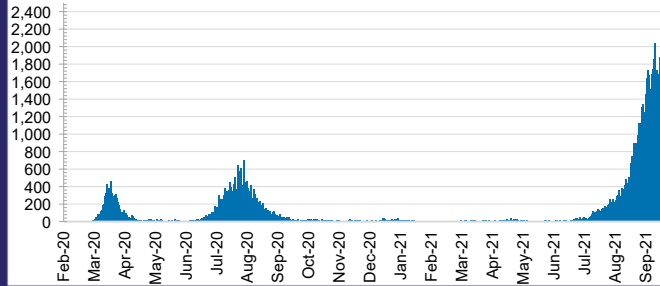


0.2% POSITIVE

**TOTAL TESTS
CONDUCTED**

ACT	NSW	NT	QLD
434,633	15,573,011	374,121	4,224,724
POSITIVE	POSITIVE	POSITIVE	POSITIVE
0.2%	0.3%	0.1%	0.0%
SA	TAS	VIC	WA
2,190,309	349,173	10,374,616	1,722,742
POSITIVE	POSITIVE	POSITIVE	POSITIVE
0.0%	0.1%	0.3%	0.1%

DAILY NUMBER OF REPORTED CASES

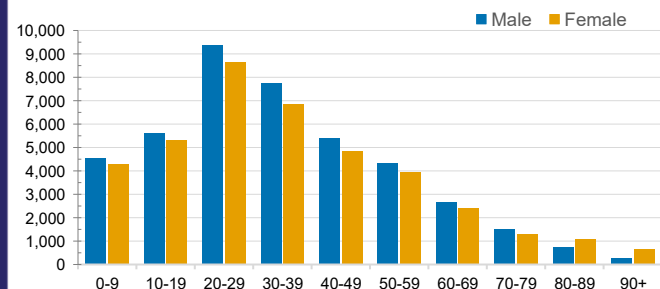


CASES IN AGED CARE SERVICES

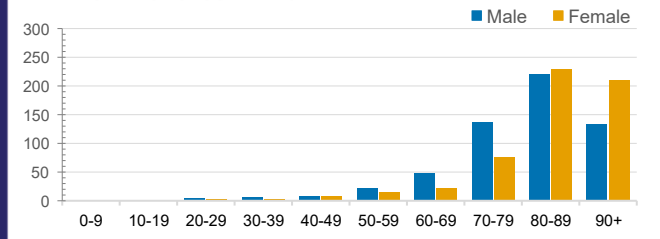
Confirmed Cases	Australia	ACT	NSW	NT	QLD	SA	TAS	VIC	WA
Residential Care Recipients	2338 [1404]	0	345 [68]	0	1 (1)	0	1 (1)	1991 [1336]	0
In Home Care Recipients	91 [73]	0	21 [13]	0	8 [8]	1 [1]	5 [3]	55 [48]	1 (1)

Cases in care recipients [recovered] (deaths)

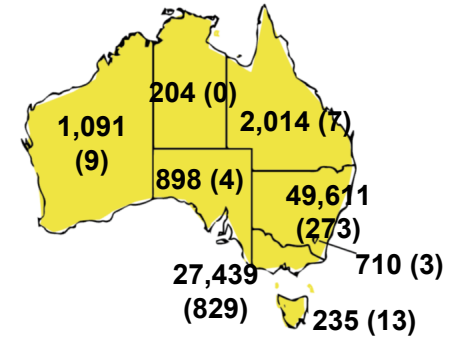
CASES BY AGE GROUP AND SEX



DEATHS BY AGE GROUP AND SEX



CASES (DEATHS) BY STATE AND TERRITORIES



CASES BY SOURCE OF INFECTION

Australia (% of all confirmed cases)



PUBLIC HEALTH RESPONSE MEASURE

Proportion of total cases under investigation

