



**CURRENT STATUS OF CONFIRMED CASES**



**284**



ACT	NSW	NT	QLD	SA	TAS	VIC	WA
1	231	0	1	0	0	51	0

**1,443**



ACT	NSW	NT	QLD	SA	TAS	VIC	WA
9	1,231	1	20	0	0	182	0

**34,911,907**

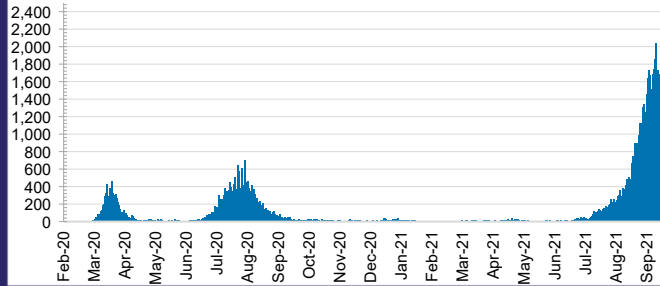


**0.2% POSITIVE**

**TOTAL TESTS  
CONDUCTED**

ACT	NSW	NT	QLD
430,603	15,325,753	372,650	4,211,712
POSITIVE	POSITIVE	POSITIVE	POSITIVE
0.2%	0.3%	0.1%	0.0%
SA	TAS	VIC	WA
2,184,856	348,168	10,319,140	1,719,025
POSITIVE	POSITIVE	POSITIVE	POSITIVE
0.0%	0.1%	0.3%	0.1%

**DAILY NUMBER OF REPORTED CASES**

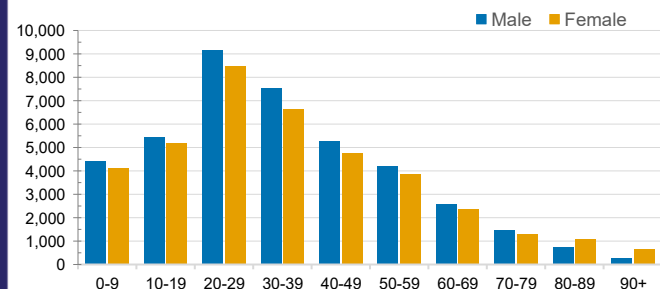


**CASES IN AGED CARE SERVICES**

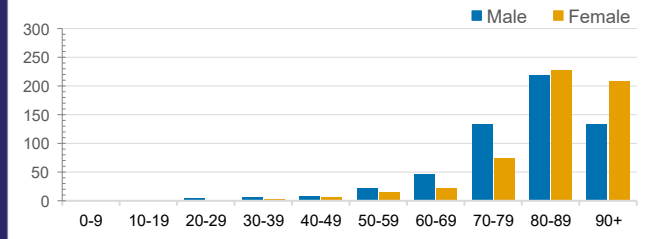
Confirmed Cases	Australia	ACT	NSW	NT	QLD	SA	TAS	VIC	WA
Residential Care Recipients	2331 [1396]	0	338 [60]	0	1 (1)	0	1 (1)	1991 [1336]	0
In Home Care Recipients	91 [73]	0	21 [13]	0	8 [8]	1 [1]	5 [3]	55 [48]	1 (1)

Cases in care recipients [recovered] (deaths)

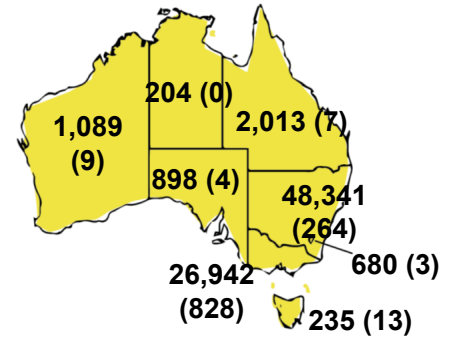
**CASES BY AGE GROUP AND SEX**



**DEATHS BY AGE GROUP AND SEX**

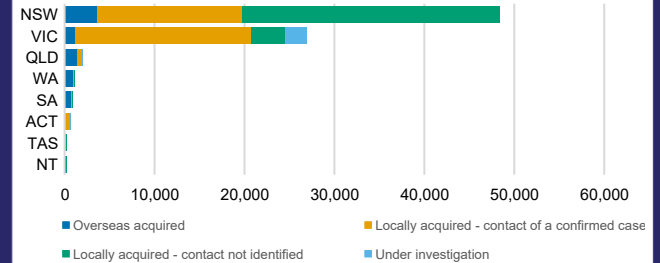


**CASES (DEATHS) BY STATE AND TERRITORIES**



**CASES BY SOURCE OF INFECTION**

Australia (% of all confirmed cases)



**PUBLIC HEALTH RESPONSE MEASURE**

Proportion of total cases under investigation

