



CURRENT STATUS OF CONFIRMED CASES

73,605 **1,091** **17,909**

Total cases Total deaths Active cases

257



ACT	NSW	NT	QLD	SA	TAS	VIC	WA
3	220	0	0	0	0	34	0

1,378



ACT	NSW	NT	QLD	SA	TAS	VIC	WA
10	1,206	0	14	1	0	147	0

34,054,958

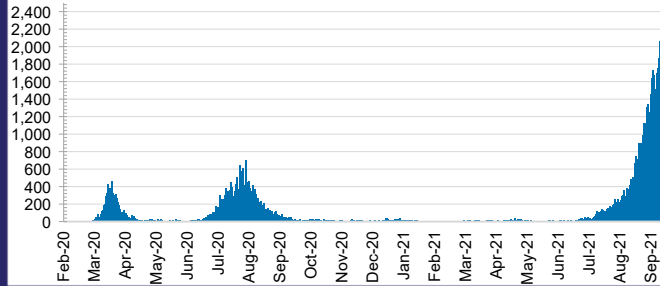


0.2% POSITIVE

ACT	NSW	NT	QLD
417,675	14,807,237	366,455	4,151,044
POSITIVE	POSITIVE	POSITIVE	POSITIVE
0.1%	0.3%	0.1%	0.0%

SA	TAS	VIC	WA
2,162,176	343,828	10,110,799	1,695,744
POSITIVE	POSITIVE	POSITIVE	POSITIVE
0.0%	0.1%	0.2%	0.1%

DAILY NUMBER OF REPORTED CASES

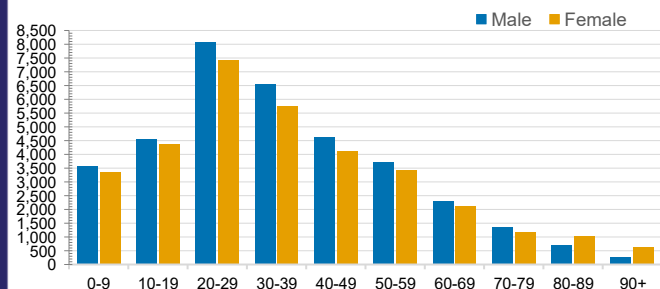


CASES IN AGED CARE SERVICES

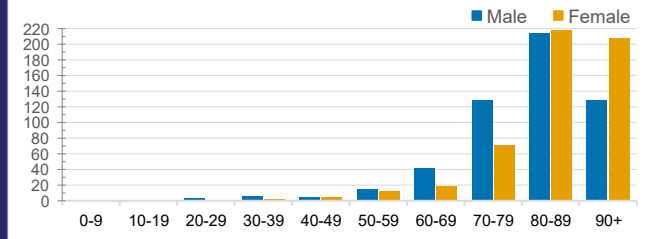
Confirmed Cases	Australia	ACT	NSW	NT	QLD	SA	TAS	VIC	WA
Residential Care Recipients	2282 [1385] (703)	0	289 [49] (46)	0	1 (1)	0	1 (1)	1991 [1336] (655)	0
In Home Care Recipients	90 [73] (9)	0	20 [13] (1)	0	8 [8]	1 [1]	5 [3] (2)	55 [48] (5)	1 (1)

Cases in care recipients [recovered] (deaths)

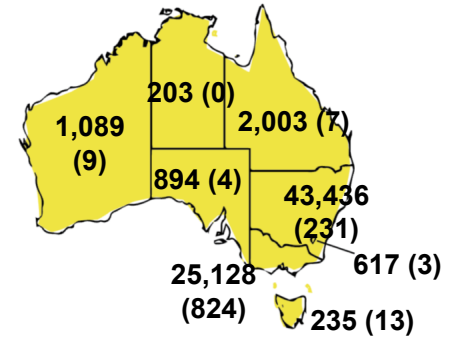
CASES BY AGE GROUP AND SEX



DEATHS BY AGE GROUP AND SEX

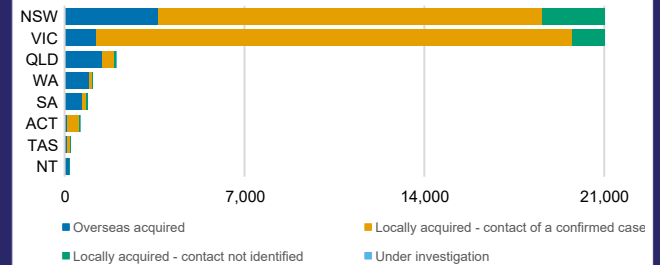


CASES (DEATHS) BY STATE AND TERRITORIES



CASES BY SOURCE OF INFECTION

Australia (% of all confirmed cases)



PUBLIC HEALTH RESPONSE MEASURE

Proportion of total cases under investigation

